

Ports de Commerce de Corse
Porti di Commerciù di Corsica

Mensuel
U Misincu

Rotations
Rutazione

janvier 2024
ghjennaghju 2024

ROTATIONS

| TOTAL PORTS | Rotations du 1er au 31 Janvier | | | Cumul rotations depuis le 1er Janvier | | |
|--------------------|--------------------------------|------------|---------------|---------------------------------------|------------|---------------|
| | 2023 | 2024 | Variation | 2023 | 2024 | Variation |
| Régulier National | 347 | 342 | -1,44% | 347 | 342 | -1,44% |
| Régulier Internat° | 244 | 191 | -21,72% | 244 | 191 | -21,72% |
| TOTAL | 591 | 533 | -9,81% | 591 | 533 | -9,81% |
| Croisières | 0 | 0 | - | 0 | 0 | - |
| Hydrocarbures | 28 | 28 | 0,00% | 28 | 28 | 0,00% |
| Ciment | 26 | 26 | 0,00% | 26 | 26 | 0,00% |
| TOTAL | 54 | 54 | 0,00% | 54 | 54 | 0,00% |
| TOTAL | 645 | 587 | -8,99% | 645 | 587 | -8,99% |

| AJACCIO | Rotations du 1er au 31 Janvier | | | Cumul rotations depuis le 1er Janvier | | |
|--------------------|--------------------------------|------------|--------------|---------------------------------------|------------|--------------|
| | 2023 | 2024 | Variation | 2023 | 2024 | Variation |
| Régulier National | 122 | 124 | 1,64% | 122 | 124 | 1,64% |
| Régulier Internat° | 9 | 12 | 33,33% | 9 | 12 | 33,33% |
| TOTAL | 131 | 136 | 3,82% | 131 | 136 | 3,82% |
| Croisières | 0 | 0 | - | 0 | 0 | - |
| Hydrocarbures | 12 | 10 | -16,67% | 12 | 10 | -16,67% |
| Ciment | 6 | 8 | 33,33% | 6 | 8 | 33,33% |
| TOTAL | 18 | 18 | 0,00% | 18 | 18 | 0,00% |
| TOTAL | 149 | 154 | 3,36% | 149 | 154 | 3,36% |

| BASTIA | Rotations du 1er au 31 Janvier | | | Cumul rotations depuis le 1er Janvier | | |
|--------------------|--------------------------------|------------|---------------|---------------------------------------|------------|---------------|
| | 2023 | 2024 | Variation | 2023 | 2024 | Variation |
| Régulier National | 139 | 136 | -2,16% | 139 | 136 | -2,16% |
| Régulier Internat° | 57 | 57 | 0,00% | 57 | 57 | 0,00% |
| TOTAL | 196 | 193 | -1,53% | 196 | 193 | -1,53% |
| Croisières | 0 | 0 | - | 0 | 0 | - |
| Hydrocarbures | 16 | 18 | 12,50% | 16 | 18 | 12,50% |
| Ciment | 8 | 4 | -50,00% | 8 | 4 | -50,00% |
| TOTAL | 24 | 22 | -8,33% | 24 | 22 | -8,33% |
| TOTAL | 220 | 215 | -2,27% | 220 | 215 | -2,27% |

| BONIFACIO | Rotations du 1er au 31 Janvier | | | Cumul rotations depuis le 1er Janvier | | |
|--------------------|--------------------------------|------------|----------------|---------------------------------------|------------|----------------|
| | 2023 | 2024 | Variation | 2023 | 2024 | Variation |
| Régulier National | 0 | 0 | - | 0 | 0 | - |
| Régulier Internat° | 174 | 120 | -31,03% | 174 | 120 | -31,03% |
| TOTAL | 174 | 120 | -31,03% | 174 | 120 | -31,03% |
| Croisières | 0 | 0 | - | 0 | 0 | - |
| Hydrocarbures | 0 | 0 | - | 0 | 0 | - |
| Ciment | 0 | 0 | - | 0 | 0 | - |
| TOTAL | 0 | 0 | - | 0 | 0 | - |
| TOTAL | 174 | 120 | -31,03% | 174 | 120 | -31,03% |

| L'ILE-ROUSSE | Rotations du 1er au 31 Janvier | | | Cumul rotations depuis le 1er Janvier | | |
|--------------------|--------------------------------|-----------|----------------|---------------------------------------|-----------|----------------|
| | 2023 | 2024 | Variation | 2023 | 2024 | Variation |
| Régulier National | 30 | 26 | -13,33% | 30 | 26 | -13,33% |
| Régulier Internat° | 4 | 2 | -50,00% | 4 | 2 | -50,00% |
| TOTAL | 34 | 28 | -17,65% | 34 | 28 | -17,65% |
| Croisières | 0 | 0 | - | 0 | 0 | - |
| Hydrocarbures | 0 | 0 | - | 0 | 0 | - |
| Ciment | 4 | 6 | 50,00% | 4 | 6 | 50,00% |
| TOTAL | 4 | 6 | 50,00% | 4 | 6 | 50,00% |
| TOTAL | 38 | 34 | -10,53% | 38 | 34 | -10,53% |

| PORTO-VECCHIO | Rotations du 1er au 31 Janvier | | | Cumul rotations depuis le 1er Janvier | | |
|--------------------|--------------------------------|-----------|---------------|---------------------------------------|-----------|---------------|
| | 2023 | 2024 | Variation | 2023 | 2024 | Variation |
| Régulier National | 33 | 30 | -9,09% | 33 | 30 | -9,09% |
| Régulier Internat° | 0 | 0 | - | 0 | 0 | - |
| TOTAL | 33 | 30 | -9,09% | 33 | 30 | -9,09% |
| Croisières | 0 | 0 | - | 0 | 0 | - |
| Hydrocarbures | 0 | 0 | - | 0 | 0 | - |
| Ciment | 8 | 8 | 0,00% | 8 | 8 | 0,00% |
| TOTAL | 8 | 8 | 0,00% | 8 | 8 | 0,00% |
| TOTAL | 41 | 38 | -7,32% | 41 | 38 | -7,32% |

| PROPRIANO | Rotations du 1er au 31 Janvier | | | Cumul rotations depuis le 1er Janvier | | |
|--------------------|--------------------------------|-----------|---------------|---------------------------------------|-----------|---------------|
| | 2023 | 2024 | Variation | 2023 | 2024 | Variation |
| Régulier National | 23 | 26 | 13,04% | 23 | 26 | 13,04% |
| Régulier Internat° | 0 | 0 | - | 0 | 0 | - |
| TOTAL | 23 | 26 | 13,04% | 23 | 26 | 13,04% |
| Croisières | 0 | 0 | - | 0 | 0 | - |
| Hydrocarbures | 0 | 0 | - | 0 | 0 | - |
| Ciment | 0 | 0 | - | 0 | 0 | - |
| TOTAL | 0 | 0 | - | 0 | 0 | - |
| TOTAL | 23 | 26 | 13,04% | 23 | 26 | 13,04% |

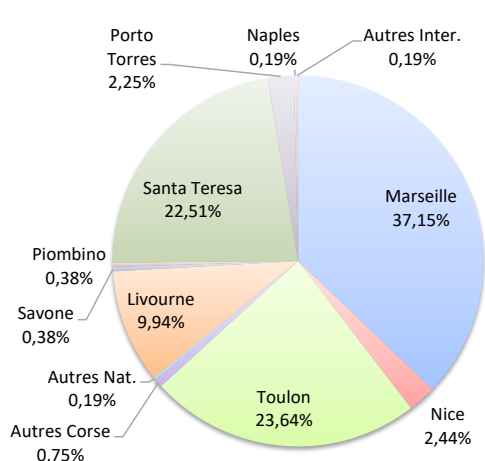
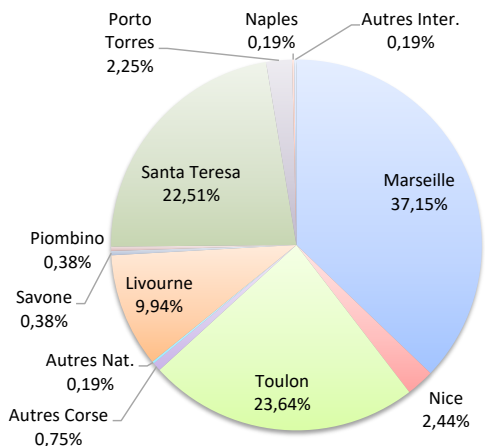
ROTATIONS

| | Rotations du 1er au 31 Janvier | | | Cumul rotations depuis le 1er Janvier | | |
|--------------------|--------------------------------|------------|---------------|---------------------------------------|------------|---------------|
| | 2023 | 2024 | Variation | 2023 | 2024 | Variation |
| Régulier National | 347 | 342 | -1,44% | 347 | 342 | -1,44% |
| Régulier Internat° | 244 | 191 | -21,72% | 244 | 191 | -21,72% |
| TOTAL | 591 | 533 | -9,81% | 591 | 533 | -9,81% |
| Croisières | 0 | 0 | - | 0 | 0 | - |
| Hydrocarbures | 28 | 28 | 0,00% | 28 | 28 | 0,00% |
| Ciment | 26 | 26 | 0,00% | 26 | 26 | 0,00% |
| TOTAL | 54 | 54 | 0,00% | 54 | 54 | 0,00% |
| TOTAL | 645 | 587 | -8,99% | 645 | 587 | -8,99% |

LIGNES
REGULIERS NAT° ET INTERNAT°

| Lignes | rotations | Variation n-1 |
|---------------|-----------|---------------|
| Marseille | 198 | 1,02% |
| Nice | 13 | 62,50% |
| Toulon | 126 | -5,26% |
| Autres Corse | 4 | -60,00% |
| Autres Nat. | 1 | - |
| Livourne | 53 | -1,85% |
| Savone | 2 | -60,00% |
| Piombino | 2 | - |
| Santa Teresa | 120 | -31,03% |
| Porto Torres | 12 | -31,03% |
| Golfo Aranci | 0 | -100,00% |
| Naples | 1 | - |
| Autres Inter. | 1 | - |

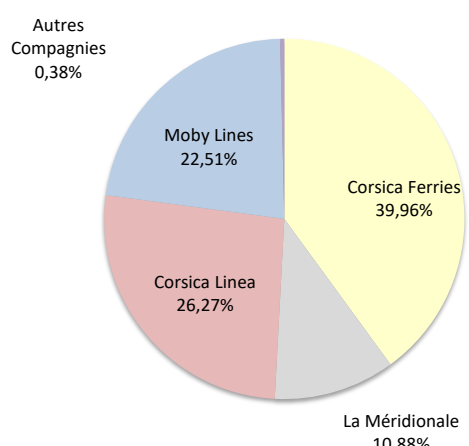
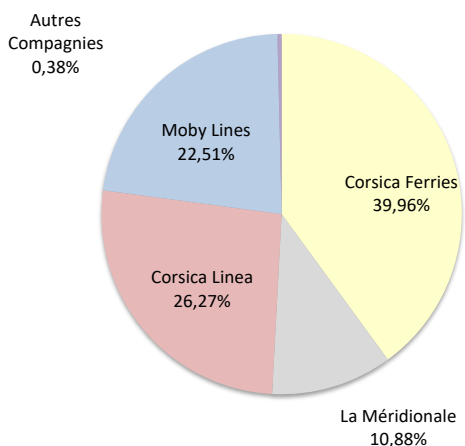
| Lignes | rotations | Variation n-1 |
|---------------|-----------|---------------|
| Marseille | 198 | 1,02% |
| Nice | 13 | 62,50% |
| Toulon | 126 | -5,26% |
| Autres Corse | 4 | -60,00% |
| Autres Nat. | 1 | - |
| Livourne | 53 | -1,85% |
| Savone | 2 | -60,00% |
| Piombino | 2 | - |
| Santa Teresa | 120 | -31,03% |
| Porto Torres | 12 | 33,33% |
| Golfo Aranci | 0 | -100,00% |
| Naples | 1 | - |
| Autres Inter. | 1 | - |



COMPAGNIES
REGULIERS NAT° et INTERNAT°

| Compagnies | rotations | Variation n-1 |
|-------------------|-----------|---------------|
| Corsica Ferries | 213 | -1,84% |
| La Méridionale | 58 | 13,73% |
| Corsica Linea | 140 | -6,04% |
| Moby Lines | 120 | -31,03% |
| Autres Compagnies | 2 | - |

| Compagnies | rotations | Variation n-1 |
|-------------------|-----------|---------------|
| Corsica Ferries | 213 | -1,84% |
| La Méridionale | 58 | 13,73% |
| Corsica Linea | 140 | -6,04% |
| Moby Lines | 120 | -31,03% |
| Autres Compagnies | 2 | - |



PORTS DE COMMERCE DE CORSE

janvier 2024

ROTATIONS PAR COMPAGNIE

| | | | | | | | | | | |
|------------------------------------|--------------------------------|----------------|------------------|---------------------|----------------------|----------------------|------------------|--------------------|--------------------|--------------------|
| MENSUEL | National | Ajaccio | Bastia | Bonifacio | L'Ile-Rousse | Porto-Vecchio | Propriano | Total | Variation/V | Variation/% |
| | Corsica Ferries | 60 | 75 | 0 | 2 | 6 | 0 | 143 | -4 | -2,72% |
| | La Méridionale | 34 | 0 | 0 | 0 | 24 | 0 | 58 | 7 | 13,73% |
| | Corsica Linea | 30 | 60 | 0 | 24 | 0 | 26 | 140 | -9 | -6,04% |
| | Autres Compagnies | 0 | 1 | 0 | 0 | 0 | 0 | 1 | 1 | - |
| | Total | 124 | 136 | 0 | 26 | 30 | 26 | 342 | -5 | -1,44% |
| | <i>Variation Volume /(n-1)</i> | <i>2</i> | <i>-3</i> | <i>0</i> | <i>-4</i> | <i>-3</i> | <i>3</i> | <i>-5</i> | | |
| | <i>Variation % / (n-1)</i> | <i>1,64%</i> | <i>-2,16%</i> | <i>-</i> | <i>-13,33%</i> | <i>-9,09%</i> | <i>13,04%</i> | <i>-1,44%</i> | | |
| | International | Ajaccio | Bastia | Bonifacio | L'Ile-Rousse | Porto-Vecchio | Propriano | Total | Variation/V | Variation/% |
| | Corsica Ferries | 12 | 56 | 0 | 2 | 0 | 0 | 70 | 0 | 0,00% |
| Moby Lines | 0 | 0 | 120 | 0 | 0 | 0 | 120 | -54 | -31,03% | |
| Autres Compagnies | 0 | 1 | 0 | 0 | 0 | 0 | 1 | 1 | - | |
| Total | 12 | 57 | 120 | 2 | 0 | 0 | 191 | -53 | -21,72% | |
| <i>Variation Volume /(n-1)</i> | <i>3</i> | <i>0</i> | <i>-54</i> | <i>-2</i> | <i>0</i> | <i>0</i> | <i>-53</i> | | | |
| <i>Variation % / (n-1)</i> | <i>33,33%</i> | <i>0,00%</i> | <i>-31,03%</i> | <i>-50,00%</i> | <i>-</i> | <i>-</i> | <i>-21,72%</i> | | | |
| Total | Ajaccio | Bastia | Bonifacio | L'Ile-Rousse | Porto-Vecchio | Propriano | Total | Variation/V | Variation/% | |
| Corsica Ferries | 72 | 131 | 0 | 4 | 6 | 0 | 213 | -4 | -1,84% | |
| La Méridionale | 34 | 0 | 0 | 0 | 24 | 0 | 58 | 7 | 13,73% | |
| Corsica Linea | 30 | 60 | 0 | 24 | 0 | 26 | 140 | -9 | -6,04% | |
| Moby Lines | 0 | 0 | 120 | 0 | 0 | 0 | 120 | -54 | -31,03% | |
| Autres Compagnies | 0 | 2 | 0 | 0 | 0 | 0 | 2 | 2 | - | |
| Total | 136 | 193 | 120 | 28 | 30 | 26 | 533 | -58 | -9,81% | |
| <i>Variation Volume /(n-1)</i> | <i>5</i> | <i>-3</i> | <i>-54</i> | <i>-6</i> | <i>-3</i> | <i>3</i> | <i>-58</i> | | | |
| <i>Variation % / (n-1)</i> | <i>3,82%</i> | <i>-1,53%</i> | <i>-31,03%</i> | <i>-17,65%</i> | <i>-9,09%</i> | <i>13,04%</i> | <i>-9,81%</i> | | | |
| Cumul depuis le 1er janvier | National | Ajaccio | Bastia | Bonifacio | L'Ile-Rousse | Porto-Vecchio | Propriano | Total | Variation/V | Variation/% |
| | Corsica Ferries | 60 | 75 | 0 | 2 | 6 | 0 | 143 | -4 | -2,72% |
| | La Méridionale | 34 | 0 | 0 | 0 | 24 | 0 | 58 | 7 | 13,73% |
| | Corsica Linea | 30 | 60 | 0 | 24 | 0 | 26 | 140 | -9 | -6,04% |
| | Autres Compagnies | 0 | 1 | 0 | 0 | 0 | 0 | 1 | 1 | - |
| | Total | 124 | 136 | 0 | 26 | 30 | 26 | 342 | -5 | -1,44% |
| | <i>Variation Volume /(n-1)</i> | <i>2</i> | <i>-3</i> | <i>0</i> | <i>-4</i> | <i>-3</i> | <i>3</i> | <i>-5</i> | | |
| | <i>Variation % / (n-1)</i> | <i>1,64%</i> | <i>-2,16%</i> | <i>-</i> | <i>-13,33%</i> | <i>-9,09%</i> | <i>13,04%</i> | <i>-1,44%</i> | | |
| | International | Ajaccio | Bastia | Bonifacio | L'Ile-Rousse | Porto-Vecchio | Propriano | Total | Variation/V | Variation/% |
| | Corsica Ferries | 12 | 56 | 0 | 2 | 0 | 0 | 70 | 0 | 0,00% |
| Moby Lines | 0 | 0 | 120 | 0 | 0 | 0 | 120 | -54 | -31,03% | |
| Autres Compagnies | 0 | 1 | 0 | 0 | 0 | 0 | 1 | 1 | - | |
| Total | 12 | 57 | 120 | 2 | 0 | 0 | 191 | -53 | -21,72% | |
| <i>Variation Volume /(n-1)</i> | <i>3</i> | <i>0</i> | <i>-54</i> | <i>-2</i> | <i>0</i> | <i>0</i> | <i>-53</i> | | | |
| <i>Variation % / (n-1)</i> | <i>33,33%</i> | <i>0,00%</i> | <i>-31,03%</i> | <i>-50,00%</i> | <i>-</i> | <i>-</i> | <i>-21,72%</i> | | | |
| Total | Ajaccio | Bastia | Bonifacio | L'Ile-Rousse | Porto-Vecchio | Propriano | Total | Variation/V | Variation/% | |
| Corsica Ferries | 72 | 131 | 0 | 4 | 6 | 0 | 213 | -4 | -1,84% | |
| La Méridionale | 34 | 0 | 0 | 0 | 24 | 0 | 58 | 7 | 13,73% | |
| Corsica Linea | 30 | 60 | 0 | 24 | 0 | 26 | 140 | -9 | -6,04% | |
| Moby Lines | 0 | 0 | 120 | 0 | 0 | 0 | 120 | -54 | -31,03% | |
| Autres Compagnies | 0 | 2 | 0 | 0 | 0 | 0 | 2 | 2 | - | |
| Total | 136 | 193 | 120 | 28 | 30 | 26 | 533 | -58 | -9,81% | |
| <i>Variation Volume /(n-1)</i> | <i>5</i> | <i>-3</i> | <i>-54</i> | <i>-6</i> | <i>-3</i> | <i>3</i> | <i>-58</i> | | | |
| <i>Variation % / (n-1)</i> | <i>3,82%</i> | <i>-1,53%</i> | <i>-31,03%</i> | <i>-17,65%</i> | <i>-9,09%</i> | <i>13,04%</i> | <i>-9,81%</i> | | | |