

**Ports de Commerce de Corse**  
**Porti di Commerciù di Corsica**

**Mensuel**  
***U Misincu***

**Marchandises 2023**  
***Marcanzzii 2023***

novembre 2023  
nuvembre 2023

PORTS DE COMMERCE DE CORSE

novembre 2023

MARCHANDISES

(Tonnage incluant la Tare)

TOTAL PORTS
Régulier National
Régulier International
<b>TOTAL</b>
Hydrocarbures
Ciment
<b>TOTAL</b>
<b>TOTAL</b>

Marchandises du 1er au 30 novembre		
2022	2023	Variation
228 211	214 643	-5,95%
46 568	50 095	7,57%
<b>274 779</b>	<b>264 738</b>	<b>-3,65%</b>
42 423	45 025	6,13%
11 947	13 264	11,02%
<b>54 370</b>	<b>58 289</b>	<b>7,21%</b>
<b>329 149</b>	<b>323 027</b>	<b>-1,86%</b>

Cumul marchandises depuis le 1er Janvier		
2022	2023	Variation
2 609 596	2 369 667	-9,19%
504 564	476 834	-5,50%
<b>3 114 161</b>	<b>2 846 501</b>	<b>-8,59%</b>
604 236	510 066	-15,58%
108 849	116 608	7,13%
<b>713 085</b>	<b>626 674</b>	<b>-12,12%</b>
<b>3 827 246</b>	<b>3 473 175</b>	<b>-9,25%</b>

AJACCIO
Régulier National
Régulier International
<b>TOTAL</b>
Hydrocarbures
Ciment
<b>TOTAL</b>
<b>TOTAL</b>

Marchandises du 1er au 30 novembre		
2022	2023	Variation
68 288	64 276	-5,88%
862	1 049	21,69%
<b>69 150</b>	<b>65 325</b>	<b>-5,53%</b>
14 146	10 575	-25,24%
2 128	4 331	103,52%
<b>16 274</b>	<b>14 906</b>	<b>-8,41%</b>
<b>85 424</b>	<b>80 231</b>	<b>-6,08%</b>

Cumul marchandises depuis le 1er Janvier		
2022	2023	Variation
819 555	734 390	-10,39%
10 737	5 879	-45,25%
<b>830 292</b>	<b>740 269</b>	<b>-10,84%</b>
197 724	165 323	-16,39%
31 951	32 824	2,73%
<b>229 675</b>	<b>198 147</b>	<b>-13,73%</b>
<b>1 059 967</b>	<b>938 416</b>	<b>-11,47%</b>

BASTIA
Régulier National
Régulier International
<b>TOTAL</b>
Hydrocarbures
Ciment
<b>TOTAL</b>
<b>TOTAL</b>

Marchandises du 1er au 30 novembre		
2022	2023	Variation
122 952	117 229	-4,65%
40 630	34 977	-13,91%
<b>163 582</b>	<b>152 206</b>	<b>-6,95%</b>
27 100	34 450	27,12%
4 535	3 718	-18,02%
<b>31 635</b>	<b>38 168</b>	<b>20,65%</b>
<b>195 217</b>	<b>190 374</b>	<b>-2,48%</b>

Cumul marchandises depuis le 1er Janvier		
2022	2023	Variation
1 293 599	1 193 606	-7,73%
415 479	380 763	-8,36%
<b>1 709 079</b>	<b>1 574 369</b>	<b>-7,88%</b>
397 841	339 010	-14,79%
29 655	37 000	24,77%
<b>427 496</b>	<b>376 010</b>	<b>-12,04%</b>
<b>2 136 575</b>	<b>1 950 379</b>	<b>-8,71%</b>

BONIFACIO
Régulier National
Régulier International
<b>TOTAL</b>
Hydrocarbures
Ciment
<b>TOTAL</b>
<b>TOTAL</b>

Marchandises du 1er au 30 novembre		
2022	2023	Variation
0	0	-
4 585	5 637	22,94%
<b>4 585</b>	<b>5 637</b>	<b>22,94%</b>
0	0	-
0	0	-
<b>0</b>	<b>0</b>	<b>-</b>
<b>4 585</b>	<b>5 637</b>	<b>22,94%</b>

Cumul marchandises depuis le 1er Janvier		
2022	2023	Variation
0	0	-
74 854	74 923	0,09%
<b>74 854</b>	<b>74 923</b>	<b>0,09%</b>
0	0	-
0	0	-
<b>0</b>	<b>0</b>	<b>-</b>
<b>74 854</b>	<b>74 923</b>	<b>0,09%</b>

L'ILE-ROUSSE
Régulier National
Régulier International
<b>TOTAL</b>
Hydrocarbures
Ciment
<b>TOTAL</b>
<b>TOTAL</b>

Marchandises du 1er au 30 novembre		
2022	2023	Variation
11 899	12 598	5,88%
491	8 432	1617,31%
<b>12 390</b>	<b>21 030</b>	<b>69,74%</b>
0	0	-
2 000	2 707	35,35%
<b>2 000</b>	<b>2 707</b>	<b>35,35%</b>
<b>14 390</b>	<b>23 737</b>	<b>64,96%</b>

Cumul marchandises depuis le 1er Janvier		
2022	2023	Variation
159 782	170 294	6,58%
3 458	14 167	309,69%
<b>163 240</b>	<b>184 461</b>	<b>13,00%</b>
0	0	-
21 459	23 019	7,27%
<b>21 459</b>	<b>23 019</b>	<b>7,27%</b>
<b>184 699</b>	<b>207 480</b>	<b>12,33%</b>

PORTO-VECCHIO
Régulier National
Régulier International
<b>TOTAL</b>
Hydrocarbures
Ciment
<b>TOTAL</b>
<b>TOTAL</b>

Marchandises du 1er au 30 novembre		
2022	2023	Variation
19 728	13 237	-32,90%
0	0	-
<b>19 728</b>	<b>13 237</b>	<b>-32,90%</b>
0	0	-
3 284	2 508	-23,63%
<b>3 284</b>	<b>2 508</b>	<b>-23,63%</b>
<b>23 012</b>	<b>15 745</b>	<b>-31,58%</b>

Cumul marchandises depuis le 1er Janvier		
2022	2023	Variation
250 053	192 562	-22,99%
36	1 102	2961,11%
<b>250 089</b>	<b>193 664</b>	<b>-22,56%</b>
0	0	-
24 757	23 395	-5,50%
<b>24 757</b>	<b>23 395</b>	<b>-5,50%</b>
<b>274 846</b>	<b>217 059</b>	<b>-21,03%</b>

PROPRIANO
Régulier National
Régulier International
<b>TOTAL</b>
Hydrocarbures
Ciment
<b>TOTAL</b>
<b>TOTAL</b>

Marchandises du 1er au 30 novembre		
2022	2023	Variation
5 344	7 303	36,66%
0	0	-
<b>5 344</b>	<b>7 303</b>	<b>36,66%</b>
1 177	0	-100,00%
0	0	-
<b>1 177</b>	<b>0</b>	<b>-100,00%</b>
<b>6 521</b>	<b>7 303</b>	<b>11,99%</b>

Cumul marchandises depuis le 1er Janvier		
2022	2023	Variation
86 607	78 815	-9,00%
0	0	-
<b>86 607</b>	<b>78 815</b>	<b>-9,00%</b>
8 671	5 733	-33,88%
1 027	370	-63,97%
<b>9 698</b>	<b>6 103</b>	<b>-37,07%</b>
<b>96 305</b>	<b>84 918</b>	<b>-11,82%</b>

# PORTS DE COMMERCE DE CORSE

novembre 2023

## MARCHANDISES

(Tonnage incluant la Tare)

Régulier National
Régulier Internat°
<b>TOTAL</b>
Hydrocarbures
Ciment
<b>TOTAL</b>

Marchandises du 1er au 30 novembre		
2022	2023	Variation
228 211	214 643	-5,95%
46 568	50 095	7,57%
<b>274 779</b>	<b>264 738</b>	<b>-3,65%</b>
42 423	45 025	6,13%
11 947	13 264	11,02%
<b>54 370</b>	<b>58 289</b>	<b>7,21%</b>

Cumul marchandises depuis le 1er Janvier		
2022	2023	Variation
2 609 596	2 369 667	-9,19%
504 564	476 834	-5,50%
<b>3 114 161</b>	<b>2 846 501</b>	<b>-8,59%</b>
604 236	510 066	-15,58%
108 849	116 608	7,13%
<b>713 085</b>	<b>626 674</b>	<b>-12,12%</b>

<b>TOTAL</b>
--------------

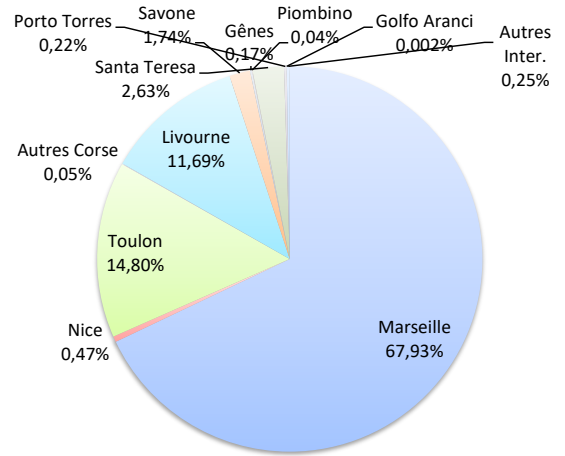
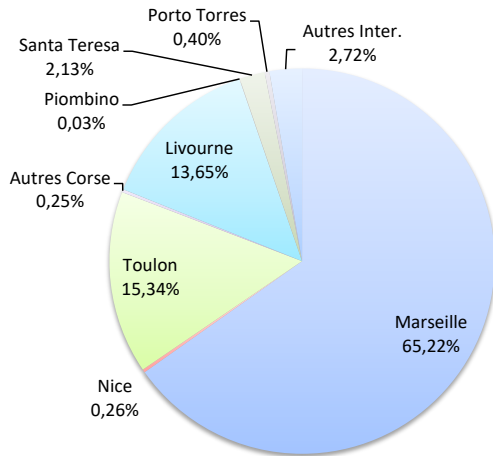
<b>329 149</b>	<b>323 027</b>	<b>-1,86%</b>
----------------	----------------	---------------

<b>3 827 246</b>	<b>3 473 175</b>	<b>-9,25%</b>
------------------	------------------	---------------

**LIGNES**  
REGULIERS NAT° ET INTERNAT°

Lignes	Marchandises	Variation n-1
Marseille	172 671	-10,11%
Nice	692	232,05%
Toulon	40 622	13,27%
Autres Corse	658	1242,86%
Livourne	36 134	-12,00%
Savone	0	-100,00%
Gênes	0	-
Piombino	75	-
Santa Teresa	5 637	-
Porto Torres	1 049	-
Palau	0	-100,00%
Golfo Aranci	0	-
Autres Inter.	7 200	-

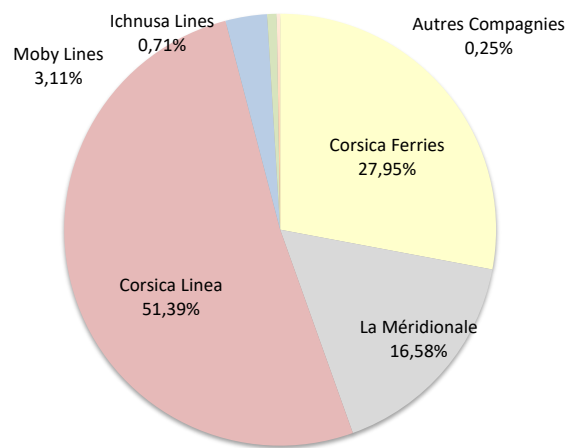
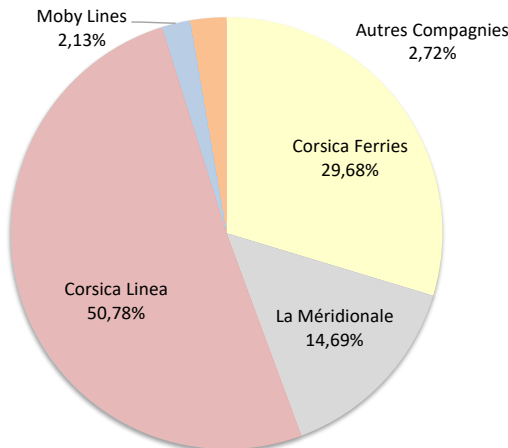
Lignes	Marchandises	Variation n-1
Marseille	1 933 724	-12,16%
Nice	13 418	7,34%
Toulon	421 177	6,54%
Autres Corse	1 348	428,63%
Livourne	332 855	-9,25%
Savone	49 571	26,83%
Gênes	4 902	-59,20%
Piombino	1 050	-6,25%
Santa Teresa	74 923	6,62%
Porto Torres	6 263	-40,71%
Palau	0	-100,00%
Golfo Aranci	70	-47,37%
Autres Inter.	7 200	-



**COMPAGNIES**  
REGULIERS NAT° et INTERNAT°

Compagnies	Marchandises	Variation n-1
Corsica Ferries	78 572	0,60%
La Méridionale	38 884	7,16%
Corsica Linea	134 445	-13,71%
Moby Lines	5 637	22,94%
Ichnusa Lines	0	-
Autres Compagnies	7 200	-

Compagnies	Marchandises	Variation n-1
Corsica Ferries	795 686	-0,90%
La Méridionale	472 011	6,36%
Corsica Linea	1 462 750	-16,78%
Moby Lines	88 623	-1,70%
Ichnusa Lines	20 231	3,93%
Autres Compagnies	7 200	-



# PORT DE COMMERCE D'AJACCIO

novembre 2023

## MARCHANDISES

(Tonnage incluant la Tare)

Régulier National
Régulier Internat°
<b>TOTAL</b>

Marchandises du 1er au 30 novembre		
2022	2023	Variation
68 288	64 276	-5,88%
862	1 049	21,69%
<b>69 150</b>	<b>65 325</b>	<b>-5,53%</b>

Cumul marchandises depuis le 1er Janvier		
2022	2023	Variation
819 555	734 390	-10,39%
10 737	5 879	-45,25%
<b>830 292</b>	<b>740 269</b>	<b>-10,84%</b>

Croisières
------------

0	0	-
---	---	---

0	0	-
---	---	---

Hydrocarbures
Ciment
<b>TOTAL</b>

14 146	10 575	-25,24%
2 128	4 331	103,52%
<b>16 274</b>	<b>14 906</b>	<b>-8,41%</b>

197 724	165 323	-16,39%
31 951	32 824	2,73%
<b>229 675</b>	<b>198 147</b>	<b>-13,73%</b>

<b>TOTAL</b>
--------------

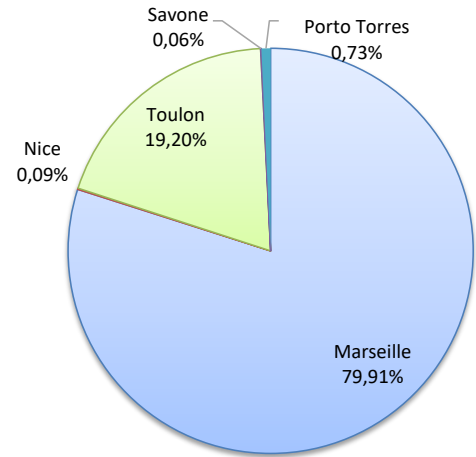
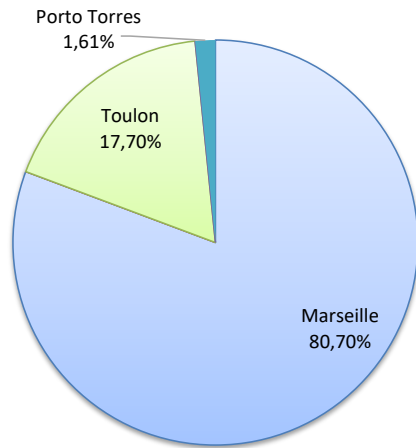
<b>85 424</b>	<b>80 231</b>	<b>-6,08%</b>
---------------	---------------	---------------

<b>1 059 967</b>	<b>938 416</b>	<b>-11,47%</b>
------------------	----------------	----------------

**LIGNES**  
REGULIERS NAT° ET INTERNAT°

Lignes	Marchandises	Variation n-1
Marseille	52 715	-9,45%
Nice	0	-
Toulon	11 561	14,77%
Savone	0	-
Porto Torres	1 049	21,69%

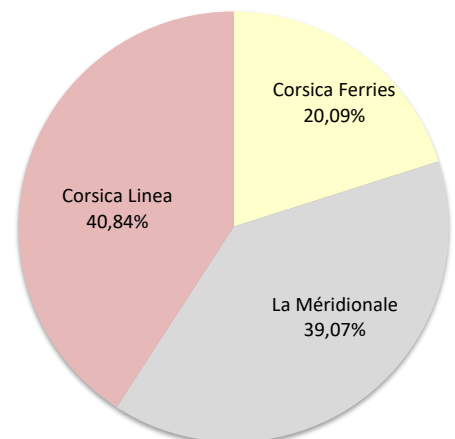
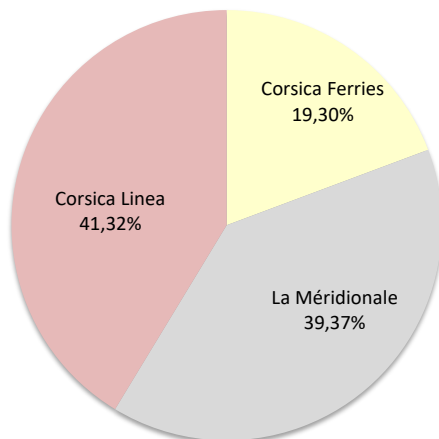
Lignes	Marchandises	Variation n-1
Marseille	591 568	-14,29%
Nice	700	105,88%
Toulon	142 122	10,19%
Savone	473	125,24%
Porto Torres	5 406	-48,65%



**COMPAGNIES**  
REGULIERS NAT° ET INTERNAT°

Compagnies	Marchandises	Variation n-1
Corsica Ferries	12 610	15,32%
La Méditerranéenne	25 721	-16,88%
Corsica Linea	26 994	-1,02%

Compagnies	Marchandises	Variation n-1
Corsica Ferries	148 701	6,17%
La Méditerranéenne	289 224	-19,05%
Corsica Linea	302 344	-9,20%



MARCHANDISES

(Tonnage incluant la Tare)

Régulier National
Régulier Internat°
<b>TOTAL</b>
Hydrocarbures
Ciment
<b>TOTAL</b>

Marchandises du 1er au 30 novembre		
2022	2023	Variation
122 952	117 229	-4,65%
40 630	34 977	-13,91%
<b>163 582</b>	<b>152 206</b>	<b>-6,95%</b>
27 100	34 450	27,12%
4 535	3 718	-18,02%
<b>31 635</b>	<b>38 168</b>	<b>20,65%</b>

Cumul marchandises depuis le 1er Janvier		
2022	2023	Variation
1 293 599	1 193 606	-7,73%
415 479	380 763	-8,36%
<b>1 709 079</b>	<b>1 574 369</b>	<b>-7,88%</b>
397 841	339 010	-14,79%
29 655	37 000	24,77%
<b>427 496</b>	<b>376 010</b>	<b>-12,04%</b>

<b>TOTAL</b>
--------------

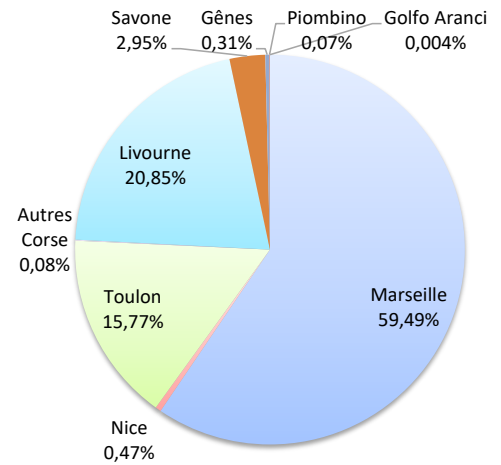
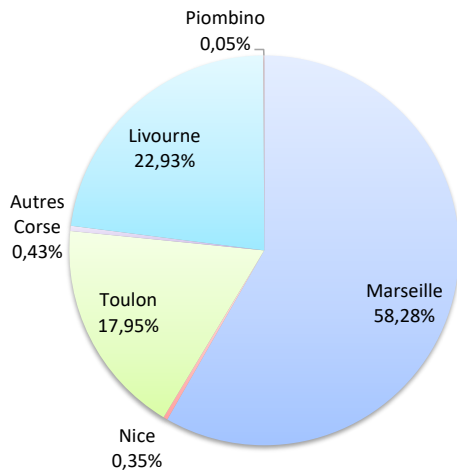
<b>195 217</b>	<b>190 374</b>	<b>-2,48%</b>
----------------	----------------	---------------

<b>2 136 575</b>	<b>1 950 379</b>	<b>-8,71%</b>
------------------	------------------	---------------

**LIGNES**  
REGULIERS NAT° ET INTERNAT°

Lignes	Marchandises	Variation n-1
Marseille	88 713	-8,50%
Nice	535	177,20%
Toulon	27 323	6,07%
Autres Corse	658	1242,86%
Livourne	34 902	-14,10%
Savone	0	-
Gênes	0	-
Piombino	75	-
Golfo Aranci	0	-

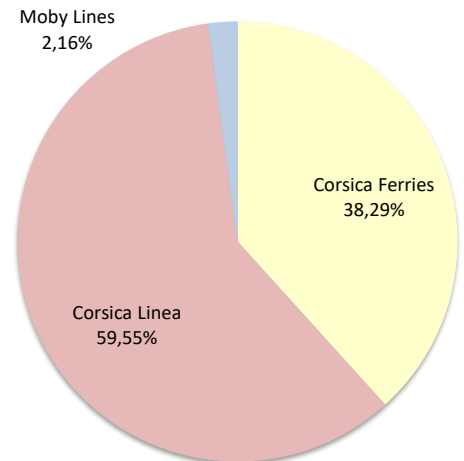
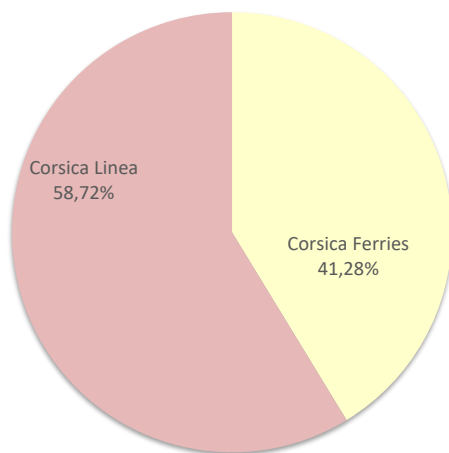
Lignes	Marchandises	Variation n-1
Marseille	936 560	-9,25%
Nice	7 464	-22,28%
Toulon	248 260	-1,36%
Autres Corse	1 322	418,43%
Livourne	328 227	-9,79%
Savone	46 514	21,28%
Gênes	4 902	-59,20%
Piombino	1 050	-6,25%
Golfo Aranci	70	-47,37%



**COMPAGNIES**  
REGULIERS NAT° ET INTERNAT°

Compagnies	Marchandises	Variation n-1
Corsica Ferries	62 835	-5,70%
Corsica Linea	89 371	-7,82%
Moby Lines	0	-

Compagnies	Marchandises	Variation n-1
Corsica Ferries	602 867	-6,13%
Corsica Linea	937 571	-9,16%
Moby Lines	33 931	-2,41%



# PORT DE COMMERCE DE BONIFACIO

novembre 2023

## MARCHANDISES

(Tonnage incluant la Tare)

Régulier National	0	0	-
Régulier Internat°	4 585	5 637	22,94%
<b>TOTAL</b>	<b>4 585</b>	<b>5 637</b>	<b>22,94%</b>
Hydrocarbures	0	0	-
Ciment	0	0	-
<b>TOTAL</b>	<b>0</b>	<b>0</b>	<b>-</b>

Marchandises du 1er au 30 novembre		
2022	2023	Variation
0	0	-
4 585	5 637	22,94%
<b>4 585</b>	<b>5 637</b>	<b>22,94%</b>
0	0	-
0	0	-
<b>0</b>	<b>0</b>	<b>-</b>

Cumul marchandises depuis le 1er Janvier		
2022	2023	Variation
0	0	-
74 854	74 923	0,09%
<b>74 854</b>	<b>74 923</b>	<b>0,09%</b>
0	0	-
0	0	-
<b>0</b>	<b>0</b>	<b>-</b>

<b>TOTAL</b>	<b>4 585</b>	<b>5 637</b>	<b>22,94%</b>
--------------	--------------	--------------	---------------



<b>4 585</b>	<b>5 637</b>	<b>22,94%</b>
--------------	--------------	---------------

<b>74 854</b>	<b>74 923</b>	<b>0,09%</b>
---------------	---------------	--------------

### LIGNES REGULIERS NAT° ET INTERNAT°

Lignes	Marchandises	Variation n-1
Santa Teresa	5 637	-
Porto Torres	0	-
Palau	0	-100,00%

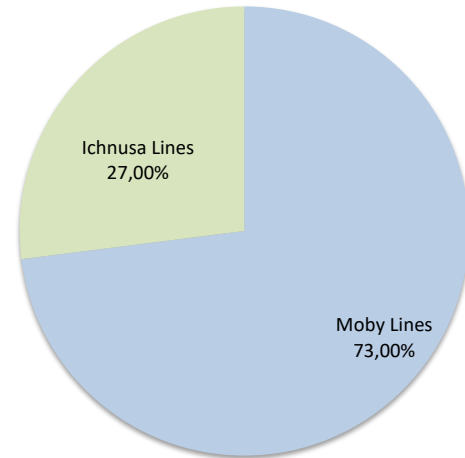
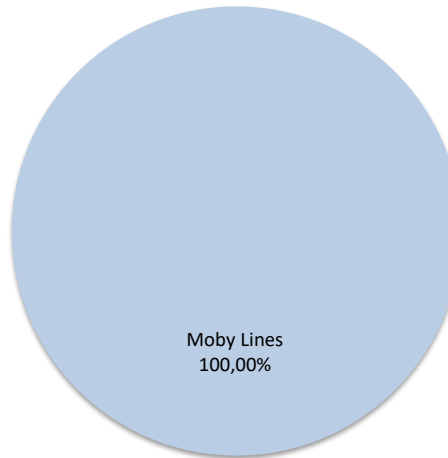
Lignes	Marchandises	Variation n-1
Santa Teresa	74 923	6,62%
Porto Torres	0	-
Palau	0	-100,00%



### COMPAGNIES REGULIERS NAT° ET INTERNAT°

Compagnies	Marchandises	Variation n-1
Moby Lines	5 637	22,94%
Ichnusa Lines	0	-

Compagnies	Marchandises	Variation n-1
Moby Lines	54 692	-1,26%
Ichnusa Lines	20 231	3,93%



# PORT DE COMMERCE DE L'ILE-ROUSSE

novembre 2023

## MARCHANDISES

(Tonnage incluant la Tare)

### Marchandises du 1er au 30 novembre

	2022	2023	Variation
Régulier National	11 899	12 598	5,88%
Régulier Internat°	491	8 432	1617,31%
<b>TOTAL</b>	<b>12 390</b>	<b>21 030</b>	<b>69,74%</b>
<b>dont MD</b>	<b>899</b>	<b>741</b>	<b>-17,58%</b>
Hydrocarbures	0	0	-
Ciment	2 000	2 707	35,35%
<b>TOTAL</b>	<b>2 000</b>	<b>2 707</b>	<b>35,35%</b>

### Cumul marchandises depuis le 1er Janvier

	2022	2023	Variation
Régulier National	159 782	170 294	6,58%
Régulier Internat°	3 458	14 167	309,69%
<b>TOTAL</b>	<b>163 240</b>	<b>184 461</b>	<b>13,00%</b>
<b>dont MD</b>	<b>8393</b>	<b>6126</b>	<b>-27,01%</b>
Hydrocarbures	0	0	-
Ciment	21 459	23 019	7,27%
<b>TOTAL</b>	<b>21 459</b>	<b>23 019</b>	<b>7,27%</b>

**TOTAL**

**14 390**    **23 737**    **64,96%**

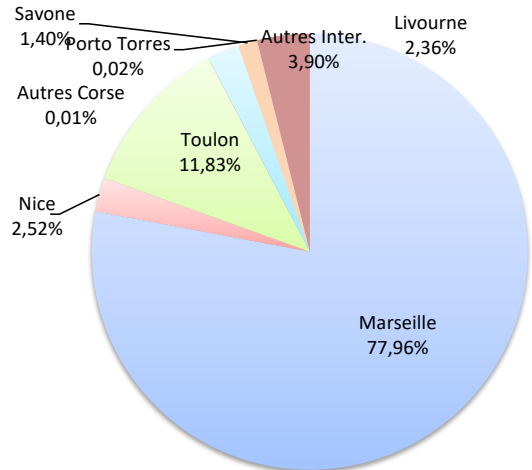
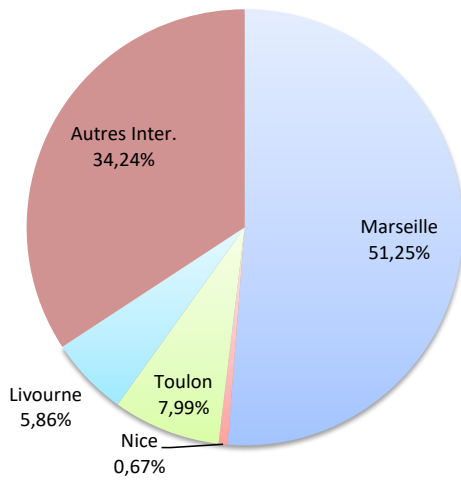
**184 699**    **207 480**    **12,33%**

## LIGNES

REGULIERS NAT° ET INTERNAT°

Lignes	marchandises	Variation n-1
Marseille	10 777	-9,27%
Nice	141	815,58%
Toulon	1 680	33500,00%
Autres Corse	0	-
Livourne	1 232	185,85%
Savone	0	-100,00%
Porto Torres	0	-
Autres Inter.	7 200	-

Lignes	marchandises	Variation n-1
Marseille	143 807	-2,81%
Nice	4 643	103,55%
Toulon	21 818	128,65%
Autres Corse	26	-
Livourne	4 353	48,41%
Savone	2 584	392,19%
Porto Torres	30	-
Autres Inter.	7 200	-

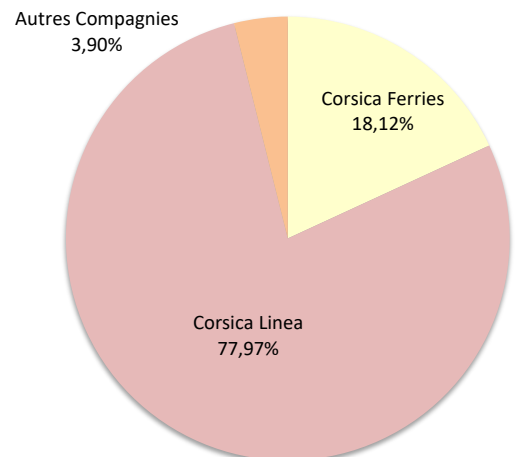
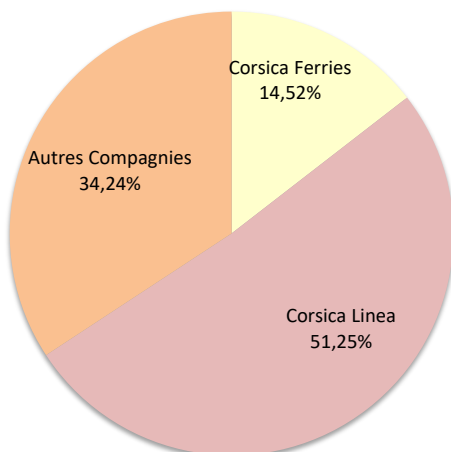


## COMPAGNIES

REGULIERS NAT° ET INTERNAT°

Compagnies	marchandises	Variation n-1
Corsica Ferries	3 053	496,99%
Corsica Linea	10 777	-9,27%
Autres Compagnies	7 200	-

Compagnies	marchandises	Variation n-1
Corsica Ferries	33 428	118,76%
Corsica Linea	143 833	-2,79%
Autres Compagnies	7 200	-



# PORT DE COMMERCE DE PORTO-VECCHIO

novembre 2023

## MARCHANDISES

(Tonnage incluant la Tare)

Marchandises du 1er au 30 novembre		
2022	2023	Variation
19 728	13 237	-32,90%
0	0	-
<b>19 728</b>	<b>13 237</b>	<b>-32,90%</b>
0	0	-
3 284	2 508	-23,63%
<b>3 284</b>	<b>2 508</b>	<b>-23,63%</b>

Cumul marchandises depuis le 1er Janvier		
2022	2023	Variation
250 053	192 562	-22,99%
36	1 102	2961,11%
<b>250 089</b>	<b>193 664</b>	<b>-22,56%</b>
0	0	-
24 757	23 395	-5,50%
<b>24 757</b>	<b>23 395</b>	<b>-5,50%</b>

Régulier National	19 728	13 237	-32,90%
Régulier Internat°	0	0	-
<b>TOTAL</b>	<b>19 728</b>	<b>13 237</b>	<b>-32,90%</b>
Hydrocarbures	0	0	-
Ciment	3 284	2 508	-23,63%
<b>TOTAL</b>	<b>3 284</b>	<b>2 508</b>	<b>-23,63%</b>

<b>TOTAL</b>	<b>23 012</b>	<b>15 745</b>	<b>-31,58%</b>
--------------	---------------	---------------	----------------

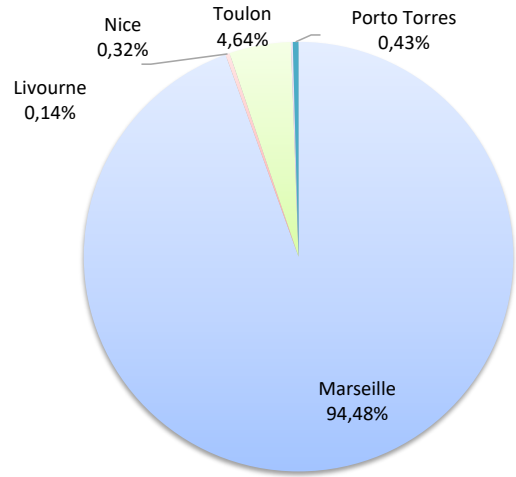
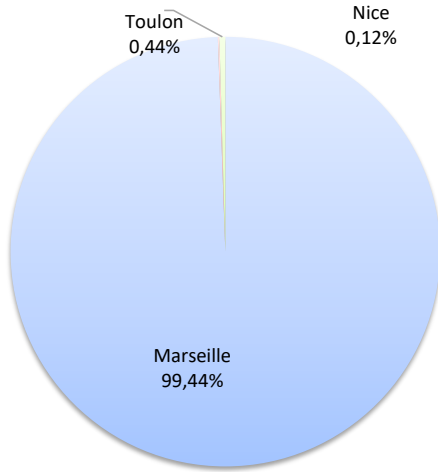
<b>TOTAL</b>	<b>274 846</b>	<b>217 059</b>	<b>-21,03%</b>
--------------	----------------	----------------	----------------

Lignes	marchandises	Variation n-1
Marseille	13 163	-33,19%
Nice	16	-
Toulon	58	114,81%
Livourne	0	-
Porto Torres	0	-

Lignes	marchandises	Variation n-1
Marseille	182 974	-25,24%
Nice	611	249,14%
Toulon	8 977	74,65%
Livourne	275	-
Porto Torres	827	2197,22%

### LIGNES

REGULIERS NAT° ET INTERNAT°

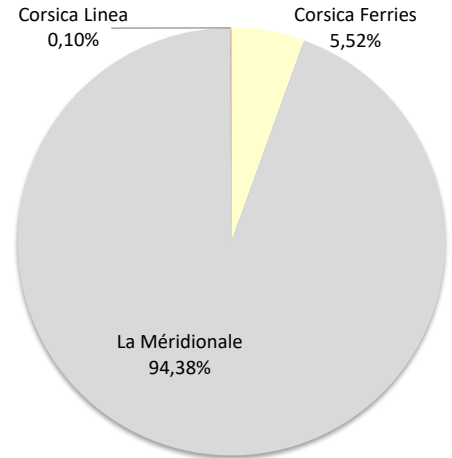
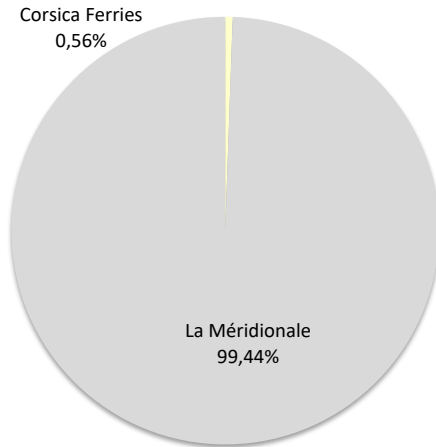


### COMPAGNIES

REGULIERS NAT° ET INTERNAT°

Compagnies	marchandises	Variation n-1
Corsica Ferries	74	174,07%
La Méridionale	13 163	-
Corsica Linea	0	-100,00%

Compagnies	marchandises	Variation n-1
Corsica Ferries	10 690	99,78%
La Méridionale	182 787	-
Corsica Linea	187	-99,92%





MARCHANDISES

(Tonnage incluant la Tare)

Régulier National
Régulier Internat°
<b>TOTAL</b>
Hydrocarbures (Bitume)
Ciment
<b>TOTAL</b>

Marchandises du 1er au 30 novembre		
2022	2023	Variation
5 344	7 303	36,66%
0	0	-
<b>5 344</b>	<b>7 303</b>	<b>36,66%</b>
1 177	0	-100,00%
0	0	-
<b>1 177</b>	<b>0</b>	<b>-100,00%</b>

Cumul marchandises depuis le 1er Janvier		
2022	2023	Variation
86 607	78 815	-9,00%
0	0	-
<b>86 607</b>	<b>78 815</b>	<b>-9,00%</b>
8 671	5 733	-33,88%
1 027	370	-63,97%
<b>9 698</b>	<b>6 103</b>	<b>-37,07%</b>

<b>TOTAL</b>
--------------

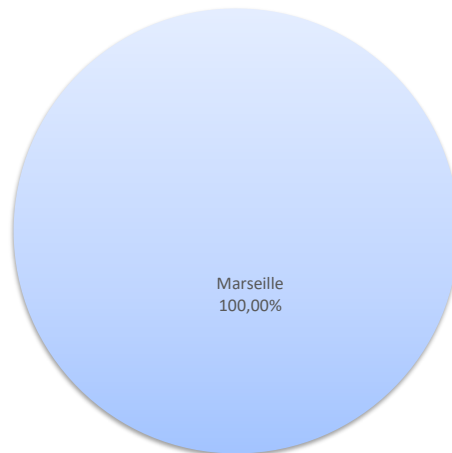
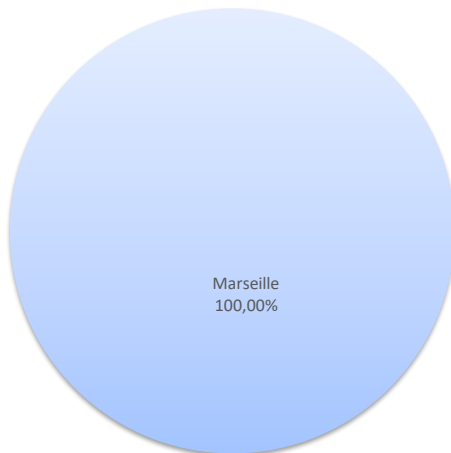
<b>6 521</b>	<b>7 303</b>	<b>11,99%</b>
--------------	--------------	---------------

<b>96 305</b>	<b>84 918</b>	<b>-11,82%</b>
---------------	---------------	----------------

**LIGNES**  
REGULIERS NAT° ET INTERNAT°

Lignes	marchandises	Variation n-1
Marseille	7 303	36,66%
Nice	0	-

Lignes	marchandises	Variation n-1
Marseille	78 815	-8,89%
Nice	0	-100,00%



**COMPAGNIES**  
REGULIERS NAT° ET INTERNAT°

Compagnies	marchandises	Variation n-1
La Méridionale	0	-100,00%
Corsica Linea	7 303	-

Compagnies	marchandises	Variation n-1
La Méridionale	0	-100,00%
Corsica Linea	78 815	-

