

Ports de Commerce de Corse
Porti di Commerciù di Corsica

Mensuel
U Misincu

Rotations 2023
Rutazione 2023

septembre 2023
sittembre 2023

ROTATIONS

| TOTAL PORTS | Rotations du 1er au 30 septembre | | | Cumul rotations depuis le 1er Janvier | | |
|------------------------|----------------------------------|--------------|----------------|---------------------------------------|--------------|---------------|
| | 2022 | 2023 | Variation | 2022 | 2023 | Variation |
| Régulier National | 443 | 435 | -1,81% | 3 949 | 3 907 | -1,06% |
| Régulier International | 650 | 672 | 3,38% | 4 233 | 4 645 | 9,73% |
| TOTAL | 1 093 | 1 107 | 1,28% | 8 182 | 8 552 | 4,52% |
| Croisières | 132 | 120 | -9,09% | 682 | 660 | -3,23% |
| Hydrocarbures | 32 | 30 | -6,25% | 282 | 244 | -13,48% |
| Ciment | 28 | 22 | -21,43% | 260 | 283 | 8,85% |
| TOTAL | 60 | 52 | -13,33% | 542 | 527 | -2,77% |
| TOTAL | 1 285 | 1 279 | -0,47% | 9 406 | 9 739 | 3,54% |

| AJACCIO | Rotations du 1er au 30 septembre | | | Cumul rotations depuis le 1er Janvier | | |
|------------------------|----------------------------------|------------|---------------|---------------------------------------|--------------|---------------|
| | 2022 | 2023 | Variation | 2022 | 2023 | Variation |
| Régulier National | 152 | 149 | -1,97% | 1 369 | 1 334 | -2,56% |
| Régulier International | 2 | 7 | 250,00% | 56 | 63 | 12,50% |
| TOTAL | 154 | 156 | 1,30% | 1 425 | 1 397 | -1,96% |
| Croisières | 80 | 66 | -17,50% | 390 | 360 | -7,69% |
| Hydrocarbures | 6 | 10 | 66,67% | 92 | 78 | -15,22% |
| Ciment | 10 | 6 | -40,00% | 76 | 78 | 2,63% |
| TOTAL | 16 | 16 | 0,00% | 168 | 156 | -7,14% |
| TOTAL | 250 | 238 | -4,80% | 1 983 | 1 913 | -3,53% |

| BASTIA | Rotations du 1er au 30 septembre | | | Cumul rotations depuis le 1er Janvier | | |
|------------------------|----------------------------------|------------|----------------|---------------------------------------|--------------|---------------|
| | 2022 | 2023 | Variation | 2022 | 2023 | Variation |
| Régulier National | 166 | 156 | -6,02% | 1 410 | 1 381 | -2,06% |
| Régulier International | 275 | 251 | -8,73% | 1 605 | 1 688 | 5,17% |
| TOTAL | 441 | 407 | -7,71% | 3 015 | 3 069 | 1,79% |
| Croisières | 12 | 12 | 0,00% | 86 | 78 | -9,30% |
| Hydrocarbures | 26 | 18 | -30,77% | 182 | 158 | -13,19% |
| Ciment | 4 | 6 | 50,00% | 44 | 64 | 45,45% |
| TOTAL | 30 | 24 | -20,00% | 226 | 222 | -1,77% |
| TOTAL | 483 | 443 | -8,28% | 3 327 | 3 369 | 1,26% |

| BONIFACIO | Rotations du 1er au 30 septembre | | | Cumul rotations depuis le 1er Janvier | | |
|------------------------|----------------------------------|------------|---------------|---------------------------------------|--------------|---------------|
| | 2022 | 2023 | Variation | 2022 | 2023 | Variation |
| Régulier National | 0 | 0 | - | 0 | 0 | - |
| Régulier International | 370 | 408 | 10,27% | 2 528 | 2 802 | 10,84% |
| TOTAL | 370 | 408 | 10,27% | 2 528 | 2 802 | 10,84% |
| Croisières | 10 | 24 | 140,00% | 72 | 92 | 27,78% |
| Hydrocarbures | 0 | 0 | - | 0 | 0 | - |
| Ciment | 0 | 0 | - | 0 | 0 | - |
| TOTAL | 0 | 0 | - | 0 | 0 | - |
| TOTAL | 380 | 432 | 13,68% | 2 600 | 2 894 | 11,31% |

| L'ILE-ROUSSE | Rotations du 1er au 30 septembre | | | Cumul rotations depuis le 1er Janvier | | |
|------------------------|----------------------------------|-----------|----------------|---------------------------------------|------------|---------------|
| | 2022 | 2023 | Variation | 2022 | 2023 | Variation |
| Régulier National | 59 | 57 | -3,39% | 556 | 549 | -1,26% |
| Régulier International | 1 | 3 | 200,00% | 40 | 74 | 85,00% |
| TOTAL | 60 | 60 | 0,00% | 596 | 623 | 4,53% |
| Croisières | 14 | 6 | -57,14% | 52 | 54 | 3,85% |
| Hydrocarbures | 0 | 0 | - | 0 | 0 | - |
| Ciment | 6 | 4 | -33,33% | 60 | 55 | -8,33% |
| TOTAL | 6 | 4 | -33,33% | 60 | 55 | -8,33% |
| TOTAL | 80 | 70 | -12,50% | 708 | 732 | 3,39% |

| PORTO-VECCHIO | Rotations du 1er au 30 septembre | | | Cumul rotations depuis le 1er Janvier | | |
|------------------------|----------------------------------|-----------|----------------|---------------------------------------|------------|---------------|
| | 2022 | 2023 | Variation | 2022 | 2023 | Variation |
| Régulier National | 40 | 47 | 17,50% | 384 | 369 | -3,91% |
| Régulier International | 2 | 3 | 50,00% | 4 | 18 | 350,00% |
| TOTAL | 42 | 50 | 19,05% | 388 | 387 | -0,26% |
| Croisières | 14 | 12 | -14,29% | 54 | 60 | 11,11% |
| Hydrocarbures | 0 | 0 | - | 0 | 0 | - |
| Ciment | 8 | 6 | -25,00% | 78 | 84 | 7,69% |
| TOTAL | 8 | 6 | -25,00% | 78 | 84 | 7,69% |
| TOTAL | 64 | 68 | 6,25% | 520 | 531 | 2,12% |

| PROPRIANO | Rotations du 1er au 30 septembre | | | Cumul rotations depuis le 1er Janvier | | |
|------------------------|----------------------------------|-----------|--------------|---------------------------------------|------------|---------------|
| | 2022 | 2023 | Variation | 2022 | 2023 | Variation |
| Régulier National | 26 | 26 | 0,00% | 230 | 274 | 19,13% |
| Régulier International | 0 | 0 | - | 0 | 0 | - |
| TOTAL | 26 | 26 | 0,00% | 230 | 274 | 19,13% |
| Croisières | 2 | 0 | -100,00% | 28 | 16 | -42,86% |
| Hydrocarbures | 0 | 2 | - | 8 | 8 | 0,00% |
| Ciment | 0 | 0 | - | 2 | 2 | 0,00% |
| TOTAL | 0 | 2 | - | 10 | 10 | 0,00% |
| TOTAL | 28 | 28 | 0,00% | 268 | 300 | 11,94% |

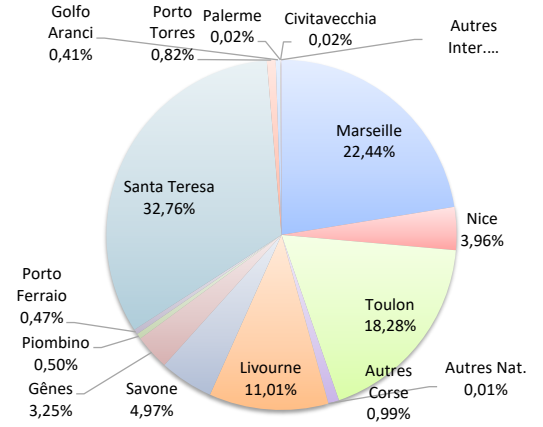
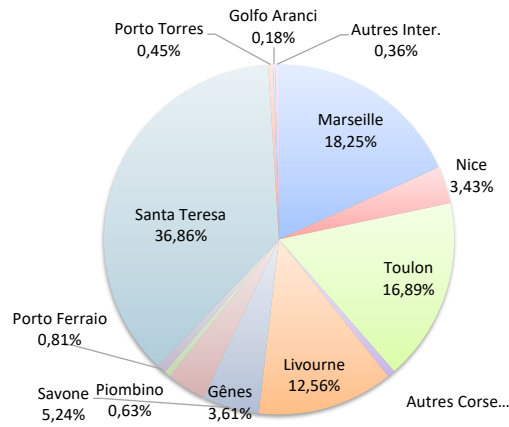
ROTATIONS

| | Rotations du 1er au 30 septembre | | | Cumul rotations depuis le 1er Janvier | | |
|--------------------|----------------------------------|--------------|----------------|---------------------------------------|--------------|---------------|
| | 2022 | 2023 | Variation | 2022 | 2023 | Variation |
| Régulier National | 443 | 435 | -1,81% | 3 949 | 3 907 | -1,06% |
| Régulier Internat° | 650 | 672 | 3,38% | 4 233 | 4 645 | 9,73% |
| TOTAL | 1 093 | 1 107 | 1,28% | 8 182 | 8 552 | 4,52% |
| Croisières | 132 | 120 | -9,09% | 682 | 660 | -3,23% |
| Hydrocarbures | 32 | 30 | -6,25% | 282 | 244 | -13,48% |
| Ciment | 28 | 22 | -21,43% | 260 | 283 | 8,85% |
| TOTAL | 60 | 52 | -13,33% | 542 | 527 | -2,77% |
| TOTAL | 1 285 | 1 279 | -0,47% | 9 406 | 9 739 | 3,54% |

LIGNES
REGULIERS NAT° ET INTERNAT°

| Lignes | rotations | Variation n-1 |
|---------------|-----------|---------------|
| Marseille | 202 | -0,98% |
| Nice | 38 | -11,63% |
| Toulon | 187 | -1,58% |
| Autres Corse | 8 | 33,33% |
| Autres Nat. | 0 | - |
| Livourne | 139 | 5,30% |
| Savone | 58 | -32,56% |
| Gênes | 40 | 0,00% |
| Piombino | 7 | - |
| Porto Ferraio | 9 | 0,00% |
| Santa Teresa | 408 | 10,27% |
| Porto Torres | 5 | 10,27% |
| Golfo Aranci | 2 | -77,78% |
| Palerme | 0 | - |
| Civitavecchia | 0 | - |
| Autres Inter. | 4 | - |

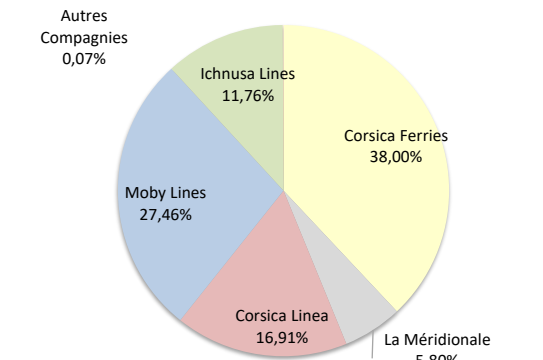
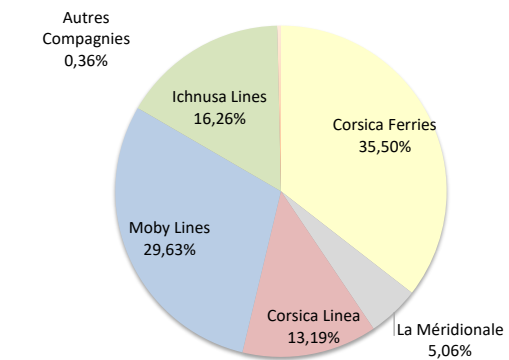
| Lignes | rotations | Variation n-1 |
|---------------|-----------|---------------|
| Marseille | 1 919 | 0,79% |
| Nice | 339 | 11,15% |
| Toulon | 1 563 | -6,41% |
| Autres Corse | 85 | 21,43% |
| Autres Nat. | 1 | - |
| Livourne | 942 | 7,17% |
| Savone | 425 | -6,39% |
| Gênes | 278 | 24,11% |
| Piombino | 43 | 760,00% |
| Porto Ferraio | 40 | 17,65% |
| Santa Teresa | 2 802 | 10,93% |
| Porto Torres | 70 | 27,27% |
| Golfo Aranci | 35 | -35,19% |
| Palerme | 2 | - |
| Civitavecchia | 2 | - |
| Autres Inter. | 6 | 200,00% |



COMPAGNIES
REGULIERS NAT° et INTERNAT°

| Compagnies | rotations | Variation n-1 |
|-------------------|-----------|---------------|
| Corsica Ferries | 393 | -6,21% |
| La Méridionale | 56 | 0,00% |
| Corsica Linea | 146 | -2,67% |
| Moby Lines | 328 | 4,46% |
| Ichnusa Lines | 180 | 16,88% |
| Autres Compagnies | 4 | - |

| Compagnies | rotations | Variation n-1 |
|-------------------|-----------|---------------|
| Corsica Ferries | 3 250 | -1,46% |
| La Méridionale | 496 | -1,59% |
| Corsica Linea | 1 446 | 2,41% |
| Moby Lines | 2 348 | 18,47% |
| Ichnusa Lines | 1 006 | 2,24% |
| Autres Compagnies | 6 | - |



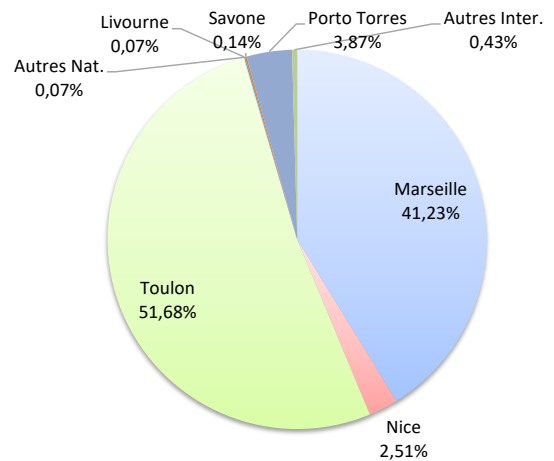
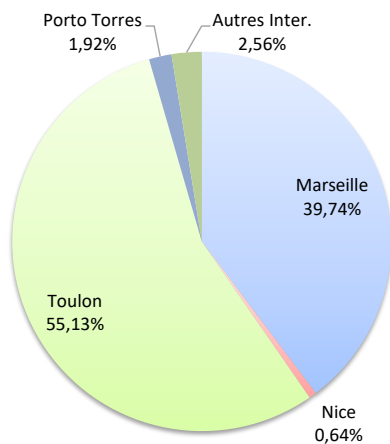
ROTATIONS

| | Rotations du 1er au 30 septembre | | | Cumul rotations depuis le 1er Janvier | | |
|--------------------|----------------------------------|------------|---------------|---------------------------------------|--------------|---------------|
| | 2022 | 2023 | Variation | 2022 | 2023 | Variation |
| Régulier National | 152 | 149 | -1,97% | 1 369 | 1 334 | -2,56% |
| Régulier Internat° | 2 | 7 | 250,00% | 56 | 63 | 12,50% |
| TOTAL | 154 | 156 | 1,30% | 1 425 | 1 397 | -1,96% |
| Croisières | 80 | 66 | -17,50% | 390 | 360 | -7,69% |
| Hydrocarbures | 6 | 10 | 66,67% | 92 | 78 | -15,22% |
| Ciment | 10 | 6 | -40,00% | 76 | 78 | 2,63% |
| TOTAL | 16 | 16 | 0,00% | 168 | 156 | -7,14% |
| TOTAL | 250 | 238 | -4,80% | 1 983 | 1 913 | -3,53% |

LIGNES
REGULIERS NAT° ET INTERNAT°

| Lignes | rotations | Variation n-1 |
|---------------|-----------|---------------|
| Marseille | 62 | -3,13% |
| Nice | 1 | -75,00% |
| Toulon | 86 | 2,38% |
| Autres Nat. | 0 | - |
| Livourne | 0 | - |
| Savone | 0 | - |
| Porto Torres | 3 | 50,00% |
| Golfo Aranci | 0 | - |
| Autres Inter. | 4 | - |

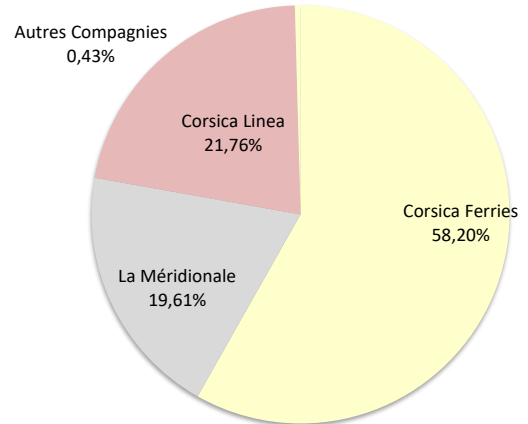
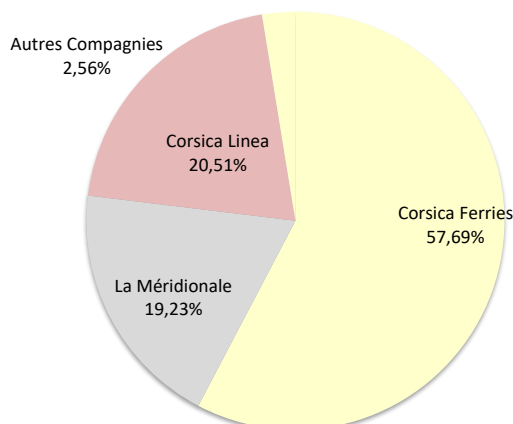
| Lignes | rotations | Variation n-1 |
|---------------|-----------|---------------|
| Marseille | 576 | 0,00% |
| Nice | 35 | 45,83% |
| Toulon | 722 | -6,11% |
| Autres Nat. | 1 | - |
| Livourne | 1 | - |
| Savone | 2 | 100,00% |
| Porto Torres | 54 | 5,88% |
| Golfo Aranci | 0 | -100,00% |
| Autres Inter. | 6 | 200,00% |



COMPAGNIES
REGULIERS NAT° ET INTERNAT°

| Compagnies | rotations | Variation n-1 |
|-------------------|-----------|---------------|
| Corsica Ferries | 90 | 0,00% |
| La Méridionale | 30 | 0,00% |
| Corsica Linea | 32 | -5,88% |
| Autres Compagnies | 4 | - |

| Compagnies | rotations | Variation n-1 |
|-------------------|-----------|---------------|
| Corsica Ferries | 813 | -4,01% |
| La Méridionale | 274 | 0,00% |
| Corsica Linea | 304 | 0,66% |
| Autres Compagnies | 6 | 200,00% |



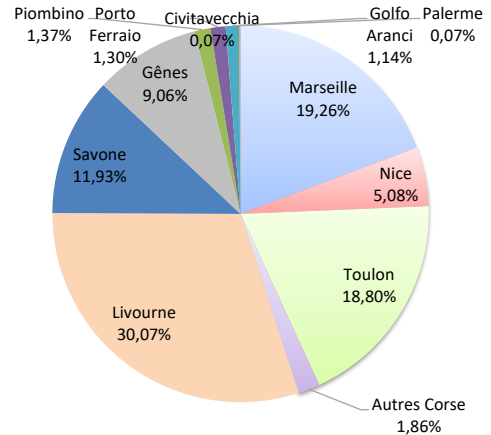
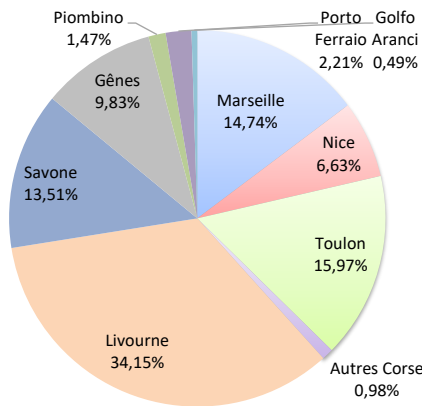
ROTATIONS

| | Rotations du 1er au 30 septembre | | | Cumul rotations depuis le 1er Janvier | | |
|--------------------|----------------------------------|------------|----------------|---------------------------------------|--------------|---------------|
| | 2022 | 2023 | Variation | 2022 | 2023 | Variation |
| Régulier National | 166 | 156 | -6,02% | 1 410 | 1 381 | -2,06% |
| Régulier Internat° | 275 | 251 | -8,73% | 1 605 | 1 688 | 5,17% |
| TOTAL | 441 | 407 | -7,71% | 3 015 | 3 069 | 1,79% |
| Croisières | 12 | 12 | 0,00% | 86 | 78 | -9,30% |
| Hydrocarbures | 26 | 18 | -30,77% | 182 | 158 | -13,19% |
| Ciment | 4 | 6 | 50,00% | 44 | 64 | 45,45% |
| TOTAL | 30 | 24 | -20,00% | 226 | 222 | -1,77% |
| TOTAL | 483 | 443 | -8,28% | 3 327 | 3 369 | 1,26% |

LIGNES
REGULIERS NAT° ET INTERNAT°

| Lignes | rotations | Variation n-1 |
|---------------|-----------|---------------|
| Marseille | 60 | -6,25% |
| Nice | 27 | -12,90% |
| Toulon | 65 | -5,80% |
| Autres Corse | 4 | 100,00% |
| Autres Nat. | 0 | - |
| Livourne | 139 | 5,30% |
| Savone | 55 | -35,29% |
| Gênes | 40 | 0,00% |
| Piombino | 6 | - |
| Porto Ferraio | 9 | 0,00% |
| Golfo Aranci | 2 | -77,78% |
| Palerme | 0 | - |
| Civitavecchia | 0 | - |

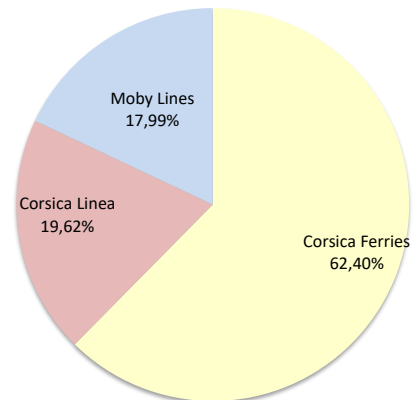
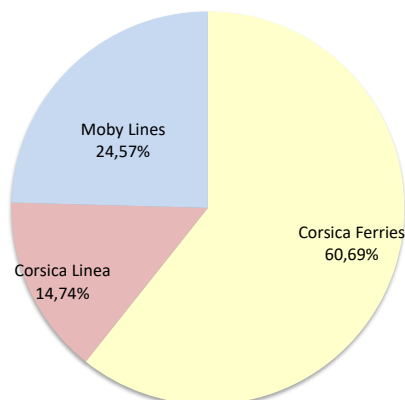
| Lignes | rotations | Variation n-1 |
|---------------|-----------|---------------|
| Marseille | 591 | -3,75% |
| Nice | 156 | -13,81% |
| Toulon | 577 | -0,35% |
| Autres Corse | 57 | 58,33% |
| Autres Nat. | 0 | - |
| Livourne | 923 | 7,58% |
| Savone | 366 | -15,28% |
| Gênes | 278 | 24,11% |
| Piombino | 42 | 740,00% |
| Porto Ferraio | 40 | 17,65% |
| Golfo Aranci | 35 | -32,69% |
| Palerme | 2 | - |
| Civitavecchia | 2 | - |



COMPAGNIES
REGULIERS NAT° ET INTERNAT°

| Compagnies | rotations | Variation n-1 |
|-----------------|-----------|---------------|
| Corsica Ferries | 247 | -11,47% |
| Corsica Linea | 60 | -6,25% |
| Moby Lines | 100 | 2,04% |

| Compagnies | rotations | Variation n-1 |
|-----------------|-----------|---------------|
| Corsica Ferries | 1 915 | -2,35% |
| Corsica Linea | 602 | -2,27% |
| Moby Lines | 552 | 26,03% |



PORT DE COMMERCE DE BONIFACIO

septembre 2023

ROTATIONS

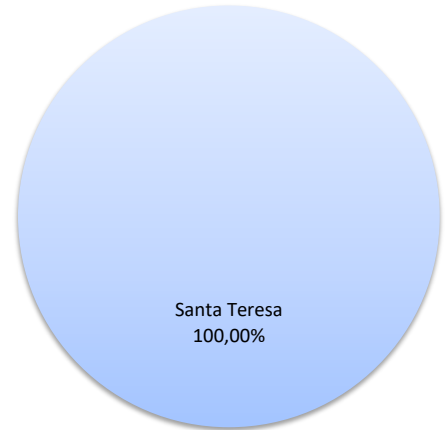
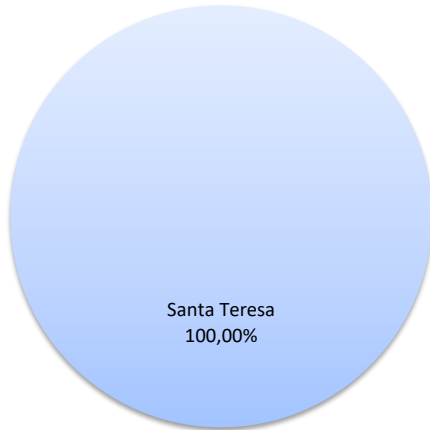
| | Rotations du 1er au 30 septembre | | | Cumul rotations depuis le 1er Janvier | | |
|--------------------|----------------------------------|------------|---------------|---------------------------------------|--------------|---------------|
| | 2022 | 2023 | Variation | 2022 | 2023 | Variation |
| Régulier National | 0 | 0 | - | 0 | 0 | - |
| Régulier Internat° | 370 | 408 | 10,27% | 2 528 | 2 802 | 10,84% |
| TOTAL | 370 | 408 | 10,27% | 2 528 | 2 802 | 10,84% |
| Croisières | 10 | 24 | 140,00% | 72 | 92 | 27,78% |
| Hydrocarbures | 0 | 0 | - | 0 | 0 | - |
| Ciment | 0 | 0 | - | 0 | 0 | - |
| TOTAL | 0 | 0 | - | 0 | 0 | - |
| TOTAL | 380 | 432 | 13,68% | 2 600 | 2 894 | 11,31% |

| Lignes | rotations | Variation n-1 |
|--------------|-----------|---------------|
| Livourne | 0 | - |
| Santa Teresa | 408 | 10,27% |

| Lignes | rotations | Variation n-1 |
|--------------|-----------|---------------|
| Livourne | 0 | -100,00% |
| Santa Teresa | 2 802 | 10,93% |

LIGNES

REGULIERS NAT° ET INTERNAT°

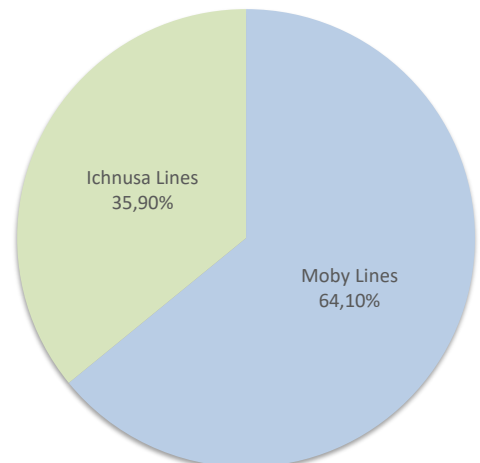
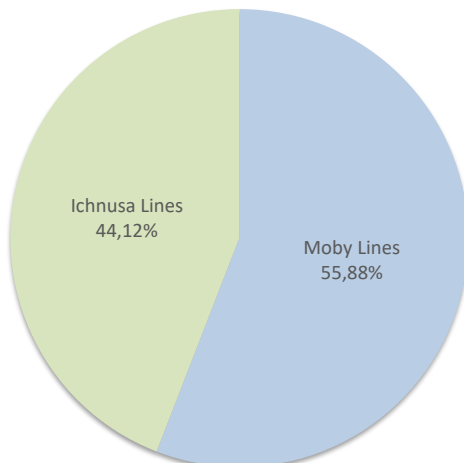


COMPAGNIES

REGULIERS NAT° ET INTERNAT°

| Compagnies | rotations | Variation n-1 |
|---------------|-----------|---------------|
| Moby Lines | 228 | 5,56% |
| Ichnusa Lines | 180 | 16,88% |

| Compagnies | rotations | Variation n-1 |
|---------------|-----------|---------------|
| Moby Lines | 1 796 | 16,32% |
| Ichnusa Lines | 1 006 | 2,24% |



PORT DE COMMERCE DE L'ILE-ROUSSE

septembre 2023

ROTATIONS

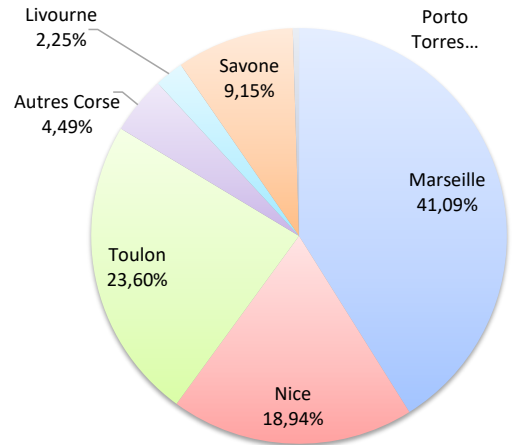
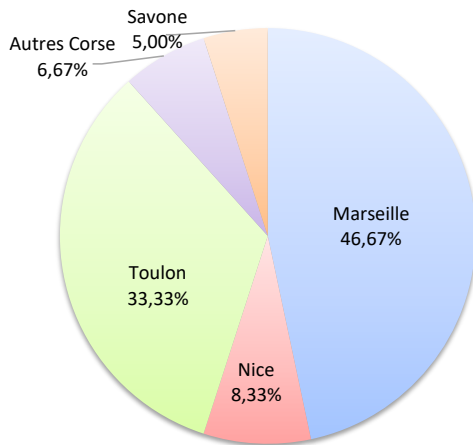
| | Rotations du 1er au 30 septembre | | | Cumul rotations depuis le 1er Janvier | | |
|--------------------|----------------------------------|-----------|----------------|---------------------------------------|------------|---------------|
| | 2022 | 2023 | Variation | 2022 | 2023 | Variation |
| Régulier National | 59 | 57 | -3,39% | 556 | 549 | -1,26% |
| Régulier Internat° | 1 | 3 | 200,00% | 40 | 74 | 85,00% |
| TOTAL | 60 | 60 | 0,00% | 596 | 623 | 4,53% |
| Croisières | 14 | 6 | -57,14% | 52 | 54 | 3,85% |
| Hydrocarbures | 0 | 0 | - | 0 | 0 | - |
| Ciment | 6 | 4 | -33,33% | 60 | 55 | -8,33% |
| TOTAL | 6 | 4 | -33,33% | 60 | 55 | -8,33% |
| TOTAL | 80 | 70 | -12,50% | 708 | 732 | 3,39% |

| Lignes | rotations | Variation n-1 |
|--------------|-----------|---------------|
| Marseille | 28 | 7,69% |
| Nice | 5 | -37,50% |
| Toulon | 20 | -4,76% |
| Autres Corse | 4 | 0,00% |
| Livourne | 0 | - |
| Savone | 3 | 200,00% |
| Porto Torres | 0 | - |

| Lignes | rotations | Variation n-1 |
|--------------|-----------|---------------|
| Marseille | 256 | 0,79% |
| Nice | 118 | 49,37% |
| Toulon | 147 | -22,22% |
| Autres Corse | 28 | -17,65% |
| Livourne | 14 | -26,32% |
| Savone | 57 | 171,43% |
| Porto Torres | 3 | - |

LIGNES

REGULIERS NAT° ET INTERNAT°

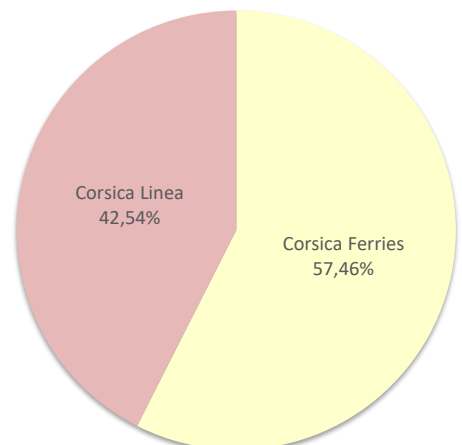
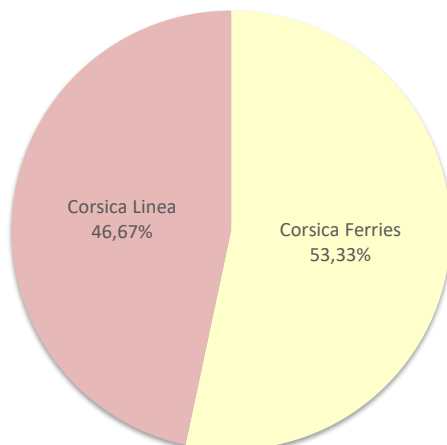


COMPAGNIES

REGULIERS NAT° ET INTERNAT°

| Compagnies | rotations | Variation n-1 |
|-----------------|-----------|---------------|
| Corsica Ferries | 32 | 0,00% |
| Corsica Linea | 28 | 0,00% |

| Compagnies | rotations | Variation n-1 |
|-----------------|-----------|---------------|
| Corsica Ferries | 358 | 7,83% |
| Corsica Linea | 265 | 0,38% |



PORT DE COMMERCE DE PORTO-VECCHIO

septembre 2023

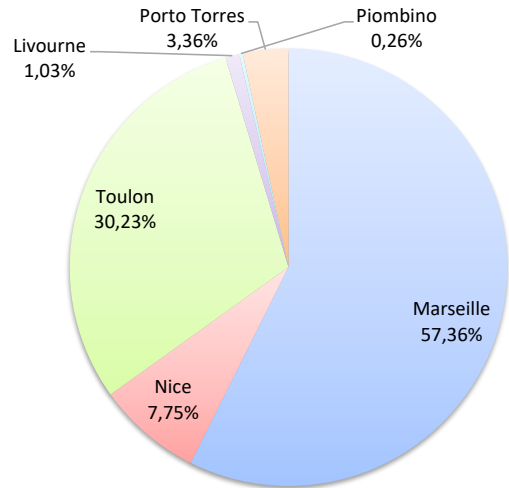
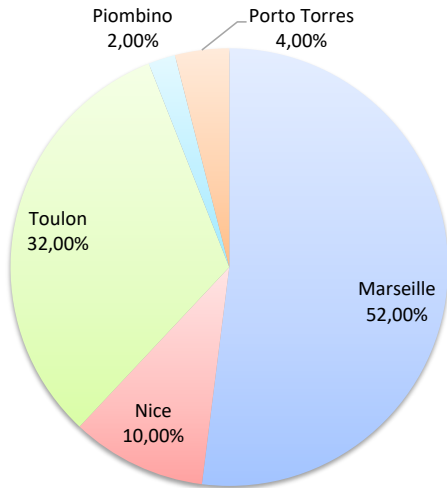
ROTATIONS

| | Rotations du 1er au 30 septembre | | | Cumul rotations depuis le 1er Janvier | | |
|--------------------|----------------------------------|-----------|----------------|---------------------------------------|------------|---------------|
| | 2022 | 2023 | Variation | 2022 | 2023 | Variation |
| Régulier National | 40 | 47 | 17,50% | 384 | 369 | -3,91% |
| Régulier Internat° | 2 | 3 | 50,00% | 4 | 18 | 350,00% |
| TOTAL | 42 | 50 | 19,05% | 388 | 387 | -0,26% |
| Croisières | 14 | 12 | -14,29% | 54 | 60 | 11,11% |
| Hydrocarbures | 0 | 0 | - | 0 | 0 | - |
| Ciment | 8 | 6 | -25,00% | 78 | 84 | 7,69% |
| TOTAL | 8 | 6 | -25,00% | 78 | 84 | 7,69% |
| TOTAL | 64 | 68 | 6,25% | 520 | 531 | 2,12% |

LIGNES REGULIERS NAT° ET INTERNAT°

| Lignes | rotations | Variation n-1 |
|--------------|-----------|---------------|
| Marseille | 26 | 8,33% |
| Nice | 5 | - |
| Toulon | 16 | 0,00% |
| Livourne | 0 | - |
| Piombino | 1 | - |
| Porto Torres | 2 | 0,00% |

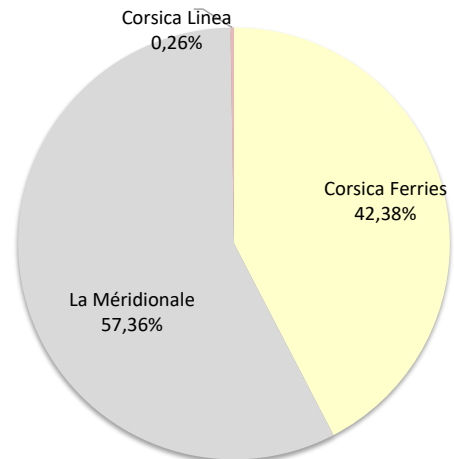
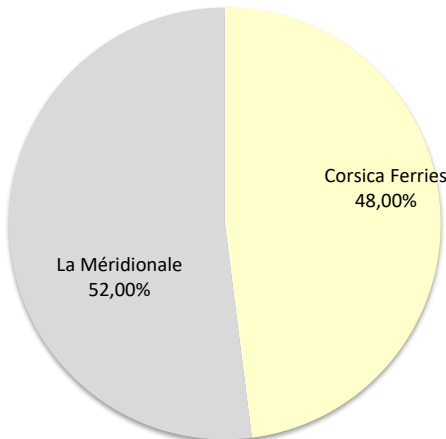
| Lignes | rotations | Variation n-1 |
|--------------|-----------|---------------|
| Marseille | 222 | -3,48% |
| Nice | 30 | 42,86% |
| Toulon | 117 | -12,03% |
| Livourne | 4 | - |
| Piombino | 1 | - |
| Porto Torres | 13 | 225,00% |



COMPAGNIES REGULIERS NAT° ET INTERNAT°

| Compagnies | rotations | Variation n-1 |
|-----------------|-----------|---------------|
| Corsica Ferries | 24 | 33,33% |
| La Méridionale | 26 | - |
| Corsica Linea | 0 | -100,00% |

| Compagnies | rotations | Variation n-1 |
|-----------------|-----------|---------------|
| Corsica Ferries | 164 | 3,80% |
| La Méridionale | 222 | - |
| Corsica Linea | 1 | -99,57% |



PORT DE COMMERCE DE PROPRIANO

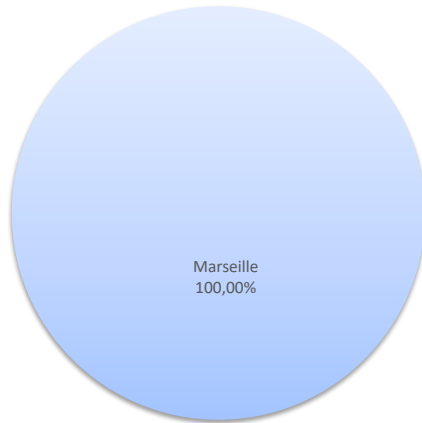
septembre 2023

ROTATIONS


| | Rotations du 1er au 30 septembre | | | Cumul rotations depuis le 1er Janvier | | |
|------------------------|----------------------------------|-----------|--------------|---------------------------------------|------------|---------------|
| | 2022 | 2023 | Variation | 2022 | 2023 | Variation |
| Régulier National | 26 | 26 | 0,00% | 230 | 274 | 19,13% |
| Régulier Internat° | 0 | 0 | - | 0 | 0 | - |
| TOTAL | 26 | 26 | 0,00% | 230 | 274 | 19,13% |
| Croisières | 2 | 0 | -100,00% | 28 | 16 | -42,86% |
| Hydrocarbures (Bitume) | 0 | 2 | - | 8 | 8 | 0,00% |
| Ciment | 0 | 0 | - | 2 | 2 | 0,00% |
| TOTAL | 0 | 2 | - | 10 | 10 | 0,00% |
| TOTAL | 28 | 28 | 0,00% | 268 | 300 | 11,94% |

LIGNES
 REGULIERS NAT° ET INTERNAT°

| Lignes | rotations | Variation n-1 |
|-----------|-----------|---------------|
| Marseille | 26 | 0,00% |

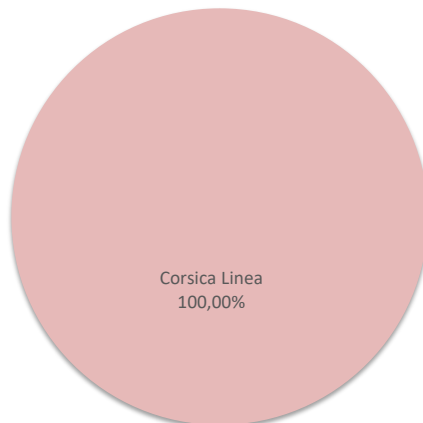


| Lignes | rotations | Variation n-1 |
|-----------|-----------|---------------|
| Marseille | 274 | 19,13% |



COMPAGNIES
 REGULIERS NAT° ET INTERNAT°

| Compagnies | rotations | Variation n-1 |
|----------------|-----------|---------------|
| La Méridionale | 0 | -100,00% |
| Corsica Linea | 26 | - |



| Compagnies | rotations | Variation n-1 |
|----------------|-----------|---------------|
| La Méridionale | 0 | -100,00% |
| Corsica Linea | 274 | - |

