

Ports de Commerce de Corse
Porti di Commerciù di Corsica

Mensuel
U Misincu

Rotations 2023
Rutazione 2023

février 2023
ferraghju 2023

ROTATIONS

| TOTAL PORTS | Rotations du 1er au 28 février | | | Cumul rotations depuis le 1er Janvier | | |
|------------------------|--------------------------------|------------|----------------|---------------------------------------|--------------|--------------|
| | 2022 | 2023 | Variation | 2022 | 2023 | Variation |
| Régulier National | 319 | 310 | -2,82% | 666 | 660 | -0,90% |
| Régulier International | 179 | 249 | 39,11% | 396 | 490 | 23,74% |
| TOTAL | 498 | 559 | 12,25% | 1 062 | 1 150 | 8,29% |
| Croisières | 0 | 0 | - | 0 | 0 | - |
| Hydrocarbures | 30 | 20 | -33,33% | 46 | 48 | 4,35% |
| Ciment | 36 | 36 | 0,00% | 64 | 62 | -3,13% |
| TOTAL | 66 | 56 | -15,15% | 110 | 110 | 0,00% |
| TOTAL | 564 | 615 | 9,04% | 1 172 | 1 260 | 7,51% |

| AJACCIO | Rotations du 1er au 28 février | | | Cumul rotations depuis le 1er Janvier | | |
|------------------------|--------------------------------|------------|----------------|---------------------------------------|------------|----------------|
| | 2022 | 2023 | Variation | 2022 | 2023 | Variation |
| Régulier National | 108 | 111 | 2,78% | 235 | 233 | -0,85% |
| Régulier International | 6 | 11 | 83,33% | 16 | 20 | 25,00% |
| TOTAL | 114 | 122 | 7,02% | 251 | 253 | 0,80% |
| Croisières | 0 | 0 | - | 0 | 0 | - |
| Hydrocarbures | 10 | 6 | -40,00% | 22 | 18 | -18,18% |
| Ciment | 10 | 8 | -20,00% | 18 | 14 | -22,22% |
| TOTAL | 20 | 14 | -30,00% | 40 | 32 | -20,00% |
| TOTAL | 134 | 136 | 1,49% | 291 | 285 | -2,06% |

| BASTIA | Rotations du 1er au 28 février | | | Cumul rotations depuis le 1er Janvier | | |
|------------------------|--------------------------------|------------|----------------|---------------------------------------|------------|---------------|
| | 2022 | 2023 | Variation | 2022 | 2023 | Variation |
| Régulier National | 124 | 122 | -1,61% | 259 | 260 | 0,39% |
| Régulier International | 58 | 54 | -6,90% | 112 | 112 | 0,00% |
| TOTAL | 182 | 176 | -3,30% | 371 | 372 | 0,27% |
| Croisières | 0 | 0 | - | 0 | 0 | - |
| Hydrocarbures | 20 | 14 | -30,00% | 22 | 30 | 36,36% |
| Ciment | 8 | 10 | 25,00% | 12 | 18 | 50,00% |
| TOTAL | 28 | 24 | -14,29% | 34 | 48 | 41,18% |
| TOTAL | 210 | 200 | -4,76% | 405 | 420 | 3,70% |

| BONIFACIO | Rotations du 1er au 28 février | | | Cumul rotations depuis le 1er Janvier | | |
|------------------------|--------------------------------|------------|---------------|---------------------------------------|------------|---------------|
| | 2022 | 2023 | Variation | 2022 | 2023 | Variation |
| Régulier National | 0 | 0 | - | 0 | 0 | - |
| Régulier International | 112 | 182 | 62,50% | 262 | 356 | 35,88% |
| TOTAL | 112 | 182 | 62,50% | 262 | 356 | 35,88% |
| Croisières | 0 | 0 | - | 0 | 0 | - |
| Hydrocarbures | 0 | 0 | - | 0 | 0 | - |
| Ciment | 0 | 0 | - | 0 | 0 | - |
| TOTAL | 0 | 0 | - | 0 | 0 | - |
| TOTAL | 112 | 182 | 62,50% | 262 | 356 | 35,88% |

| L'ILE-ROUSSE | Rotations du 1er au 28 février | | | Cumul rotations depuis le 1er Janvier | | |
|------------------------|--------------------------------|-----------|----------------|---------------------------------------|-----------|----------------|
| | 2022 | 2023 | Variation | 2022 | 2023 | Variation |
| Régulier National | 35 | 24 | -31,43% | 63 | 58 | -7,94% |
| Régulier International | 3 | 2 | -33,33% | 5 | 2 | -60,00% |
| TOTAL | 38 | 26 | -31,58% | 68 | 60 | -11,76% |
| Croisières | 0 | 0 | - | 0 | 0 | - |
| Hydrocarbures | 0 | 0 | - | 0 | 0 | - |
| Ciment | 6 | 6 | 0,00% | 12 | 10 | -16,67% |
| TOTAL | 6 | 6 | 0,00% | 12 | 10 | -16,67% |
| TOTAL | 44 | 32 | -27,27% | 80 | 70 | -12,50% |

| PORTO-VECCHIO | Rotations du 1er au 28 février | | | Cumul rotations depuis le 1er Janvier | | |
|------------------------|--------------------------------|-----------|--------------|---------------------------------------|-----------|---------------|
| | 2022 | 2023 | Variation | 2022 | 2023 | Variation |
| Régulier National | 28 | 28 | 0,00% | 59 | 61 | 3,39% |
| Régulier International | 0 | 0 | - | 1 | 0 | -100,00% |
| TOTAL | 28 | 28 | 0,00% | 60 | 61 | 1,67% |
| Croisières | 0 | 0 | - | 0 | 0 | - |
| Hydrocarbures | 0 | 0 | - | 0 | 0 | - |
| Ciment | 12 | 12 | 0,00% | 22 | 20 | -9,09% |
| TOTAL | 12 | 12 | 0,00% | 22 | 20 | -9,09% |
| TOTAL | 40 | 40 | 0,00% | 82 | 81 | -1,22% |

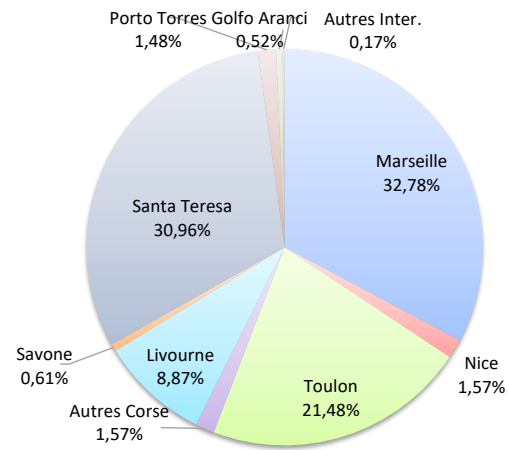
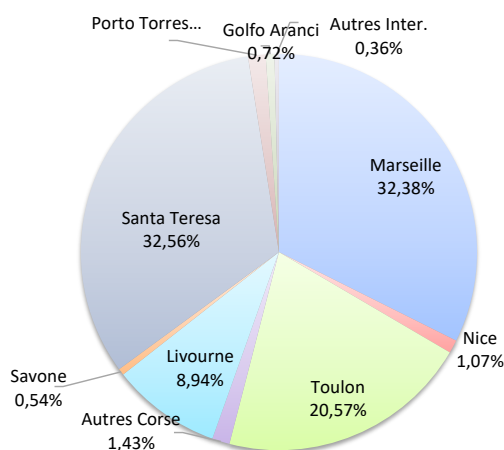
| PROPRIANO | Rotations du 1er au 28 février | | | Cumul rotations depuis le 1er Janvier | | |
|------------------------|--------------------------------|-----------|--------------|---------------------------------------|-----------|-----------------|
| | 2022 | 2023 | Variation | 2022 | 2023 | Variation |
| Régulier National | 24 | 25 | 4,17% | 50 | 48 | -4,00% |
| Régulier International | 0 | 0 | - | 0 | 0 | - |
| TOTAL | 24 | 25 | 4,17% | 50 | 48 | -4,00% |
| Croisières | 0 | 0 | - | 0 | 0 | - |
| Hydrocarbures | 0 | 0 | - | 2 | 0 | -100,00% |
| Ciment | 0 | 0 | - | 0 | 0 | - |
| TOTAL | 0 | 0 | - | 2 | 0 | -100,00% |
| TOTAL | 24 | 25 | 4,17% | 52 | 48 | -7,69% |

ROTATIONS

| | Rotations du 1er au 28 février | | | Cumul rotations depuis le 1er Janvier | | |
|--------------------|--------------------------------|------------|----------------|---------------------------------------|--------------|--------------|
| | 2022 | 2023 | Variation | 2022 | 2023 | Variation |
| Régulier National | 319 | 310 | -2,82% | 666 | 660 | -0,90% |
| Régulier Internat° | 179 | 249 | 39,11% | 396 | 490 | 23,74% |
| TOTAL | 498 | 559 | 12,25% | 1 062 | 1 150 | 8,29% |
| Croisières | 0 | 0 | - | 0 | 0 | - |
| Hydrocarbures | 30 | 20 | -33,33% | 46 | 48 | 4,35% |
| Ciment | 36 | 36 | 0,00% | 64 | 62 | -3,13% |
| TOTAL | 66 | 56 | -15,15% | 110 | 110 | 0,00% |
| TOTAL | 564 | 615 | 9,04% | 1 172 | 1 260 | 7,51% |

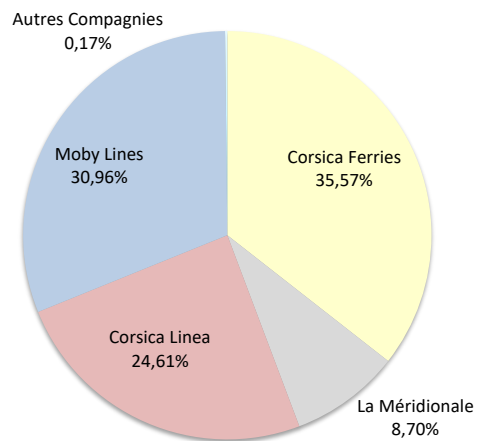
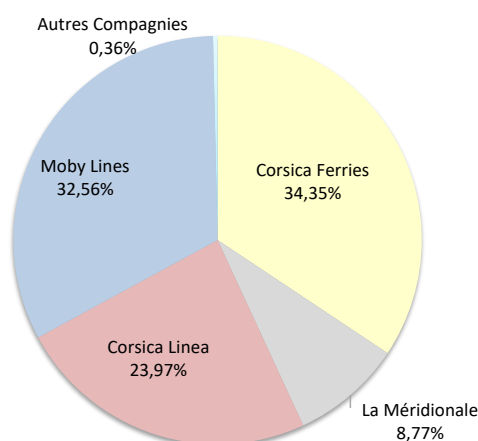
LIGNES
REGULIERS NAT° ET INTERNAT°

| Lignes | rotations | Variation n-1 | Lignes | rotations | Variation n-1 |
|---------------|-----------|---------------|---------------|-----------|---------------|
| Marseille | 181 | -1,63% | Marseille | 377 | -2,84% |
| Nice | 6 | -45,45% | Nice | 18 | -14,29% |
| Toulon | 115 | -0,86% | Toulon | 247 | 2,07% |
| Autres Corse | 8 | 0,00% | Autres Corse | 18 | 20,00% |
| Livourne | 50 | 2,04% | Livourne | 102 | 0,00% |
| Savone | 3 | -62,50% | Savone | 7 | -12,50% |
| Santa Teresa | 182 | 62,50% | Santa Teresa | 356 | 35,88% |
| Porto Torres | 8 | 62,50% | Porto Torres | 17 | 6,25% |
| Golfo Aranci | 4 | 0,00% | Golfo Aranci | 6 | -25,00% |
| Autres Inter. | 2 | - | Autres Inter. | 2 | - |



COMPAGNIES
REGULIERS NAT° et INTERNAT°

| Compagnies | rotations | Variation n-1 | Compagnies | rotations | Variation n-1 |
|-------------------|-----------|---------------|-------------------|-----------|---------------|
| Corsica Ferries | 192 | -2,04% | Corsica Ferries | 409 | 1,24% |
| La Méridionale | 49 | -5,77% | La Méridionale | 100 | -9,09% |
| Corsica Linea | 134 | -2,90% | Corsica Linea | 283 | -1,05% |
| Moby Lines | 182 | 62,50% | Moby Lines | 356 | 35,88% |
| Autres Compagnies | 2 | - | Autres Compagnies | 2 | - |



PORTS DE COMMERCE DE CORSE

février 2023

ROTATIONS PAR COMPAGNIE

| | | | | | | | | | | |
|--------------------------------|--------------------------------|----------------|------------------|---------------------|----------------------|----------------------|------------------|--------------------|--------------------|--------------------|
| MENSUEL | National | Ajaccio | Bastia | Bonifacio | L'Ile-Rousse | Porto-Vecchio | Propriano | Total | Variation/V | Variation/% |
| | Corsica Ferries | 55 | 64 | 0 | 2 | 6 | 0 | 127 | -2 | -1,55% |
| | La Méridionale | 27 | 0 | 0 | 0 | 22 | 0 | 49 | -3 | -5,77% |
| | Corsica Linea | 29 | 58 | 0 | 22 | 0 | 25 | 134 | -4 | -2,90% |
| | Total | 111 | 122 | 0 | 24 | 28 | 25 | 310 | -9 | -2,82% |
| | <i>Variation Volume /(n-1)</i> | <i>3</i> | <i>-2</i> | <i>0</i> | <i>-11</i> | <i>0</i> | <i>1</i> | <i>-9</i> | | |
| | <i>Variation % / (n-1)</i> | <i>2,78%</i> | <i>-1,61%</i> | <i>-</i> | <i>-31,43%</i> | <i>0,00%</i> | <i>4,17%</i> | <i>-2,82%</i> | | |
| | International | Ajaccio | Bastia | Bonifacio | L'Ile-Rousse | Porto-Vecchio | Propriano | Total | Variation/V | Variation/% |
| | Corsica Ferries | 9 | 54 | 0 | 2 | 0 | 0 | 65 | -2 | -2,99% |
| | Moby Lines | 0 | 0 | 182 | 0 | 0 | 0 | 182 | 70 | 62,50% |
| | Total | 9 | 54 | 182 | 2 | 0 | 0 | 247 | 68 | 37,99% |
| | <i>Variation Volume /(n-1)</i> | <i>3</i> | <i>-4</i> | <i>70</i> | <i>-1</i> | <i>0</i> | <i>0</i> | <i>68</i> | | |
| | <i>Variation % / (n-1)</i> | <i>50,00%</i> | <i>-6,90%</i> | <i>62,50%</i> | <i>-33,33%</i> | <i>-</i> | <i>-</i> | <i>37,99%</i> | | |
| Total | Ajaccio | Bastia | Bonifacio | L'Ile-Rousse | Porto-Vecchio | Propriano | Total | Variation/V | Variation/% | |
| Corsica Ferries | 64 | 118 | 0 | 4 | 6 | 0 | 192 | -4 | -2,04% | |
| La Méridionale | 27 | 0 | 0 | 0 | 22 | 0 | 49 | -3 | -5,77% | |
| Corsica Linea | 29 | 58 | 0 | 22 | 1 | 25 | 135 | -3 | -2,17% | |
| Moby Lines | 0 | 0 | 182 | 0 | 0 | 0 | 182 | 70 | 62,50% | |
| Total | 120 | 176 | 182 | 26 | 29 | 25 | 558 | 60 | 12,05% | |
| <i>Variation Volume /(n-1)</i> | <i>6</i> | <i>-6</i> | <i>70</i> | <i>-12</i> | <i>1</i> | <i>1</i> | <i>60</i> | | | |
| <i>Variation % / (n-1)</i> | <i>5,26%</i> | <i>-3,30%</i> | <i>62,50%</i> | <i>-31,58%</i> | <i>3,57%</i> | <i>4,17%</i> | <i>12,05%</i> | | | |

| | | | | | | | | | | |
|------------------------------------|--------------------------------|----------------|------------------|---------------------|----------------------|----------------------|------------------|--------------------|--------------------|--------------------|
| Cumul depuis le 1er janvier | National | Ajaccio | Bastia | Bonifacio | L'Ile-Rousse | Porto-Vecchio | Propriano | Total | Variation/V | Variation/% |
| | Corsica Ferries | 115 | 138 | 0 | 8 | 16 | 0 | 277 | 7 | 2,59% |
| | La Méridionale | 56 | 0 | 0 | 0 | 44 | 0 | 100 | -10 | -9,09% |
| | Corsica Linea | 62 | 122 | 0 | 50 | 1 | 48 | 283 | -3 | -1,05% |
| | Total | 233 | 260 | 0 | 58 | 61 | 48 | 660 | -6 | -0,90% |
| | <i>Variation Volume /(n-1)</i> | <i>-2</i> | <i>1</i> | <i>0</i> | <i>-5</i> | <i>2</i> | <i>-2</i> | <i>-6</i> | | |
| | <i>Variation % / (n-1)</i> | <i>-0,85%</i> | <i>0,39%</i> | <i>-</i> | <i>-7,94%</i> | <i>3,39%</i> | <i>-4,00%</i> | <i>-0,90%</i> | | |
| | International | Ajaccio | Bastia | Bonifacio | L'Ile-Rousse | Porto-Vecchio | Propriano | Total | Variation/V | Variation/% |
| | Corsica Ferries | 18 | 112 | 0 | 2 | 0 | 0 | 132 | -2 | -1,49% |
| | Moby Lines | 0 | 0 | 356 | 0 | 0 | 0 | 356 | 94 | 35,88% |
| | Autres Compagnies | 2 | 0 | 0 | 0 | 0 | 0 | 2 | 2 | - |
| | Total | 20 | 112 | 356 | 2 | 0 | 0 | 490 | 94 | 23,74% |
| | <i>Variation Volume /(n-1)</i> | <i>4</i> | <i>0</i> | <i>94</i> | <i>-3</i> | <i>-1</i> | <i>0</i> | <i>94</i> | | |
| <i>Variation % / (n-1)</i> | <i>25,00%</i> | <i>0,00%</i> | <i>35,88%</i> | <i>-60,00%</i> | <i>-100,00%</i> | <i>-</i> | <i>23,74%</i> | | | |
| Total | Ajaccio | Bastia | Bonifacio | L'Ile-Rousse | Porto-Vecchio | Propriano | Total | Variation/V | Variation/% | |
| Corsica Ferries | 133 | 250 | 0 | 10 | 16 | 0 | 409 | 5 | 1,24% | |
| La Méridionale | 56 | 0 | 0 | 0 | 44 | 0 | 100 | -10 | -9,09% | |
| Corsica Linea | 62 | 122 | 0 | 50 | 1 | 48 | 283 | -3 | -1,05% | |
| Moby Lines | 0 | 0 | 356 | 0 | 0 | 0 | 356 | 94 | 35,88% | |
| Autres Compagnies | 2 | 0 | 0 | 0 | 0 | 0 | 2 | 2 | - | |
| Total | 253 | 372 | 356 | 60 | 61 | 48 | 1 150 | 88 | 8,29% | |
| <i>Variation Volume /(n-1)</i> | <i>2</i> | <i>1</i> | <i>94</i> | <i>-8</i> | <i>1</i> | <i>-2</i> | <i>88</i> | | | |
| <i>Variation % / (n-1)</i> | <i>0,80%</i> | <i>0,27%</i> | <i>35,88%</i> | <i>-11,76%</i> | <i>1,67%</i> | <i>-4,00%</i> | <i>8,29%</i> | | | |