

Ports de Commerce de Corse
Porti di Commerciù di Corsica

Mensuel
U Misincu

Rotations 2023
Rutazione 2023

janvier 2023
ghjennaghju 2023

PORTS DE COMMERCE DE CORSE

janvier 2023

ROTATIONS

| TOTAL PORTS | Rotations du 1er au 31 Janvier | | | Cumul rotations depuis le 1er Janvier | | |
|--------------------|--------------------------------|------------|----------------|---------------------------------------|------------|----------------|
| | 2022 | 2023 | Variation | 2022 | 2023 | Variation |
| Régulier National | 354 | 347 | -1,98% | 354 | 347 | -1,98% |
| Régulier Internat° | 218 | 244 | 11,93% | 218 | 244 | 11,93% |
| TOTAL | 572 | 591 | 3,32% | 572 | 591 | 3,32% |
| Croisières | 0 | 0 | - | 0 | 0 | - |
| Hydrocarbures | 34 | 28 | -17,65% | 34 | 28 | -17,65% |
| Ciment | 28 | 26 | -7,14% | 28 | 26 | -7,14% |
| TOTAL | 62 | 54 | -12,90% | 62 | 54 | -12,90% |
| TOTAL | 634 | 645 | 1,74% | 634 | 645 | 1,74% |

| AJACCIO | Rotations du 1er au 31 Janvier | | | Cumul rotations depuis le 1er Janvier | | |
|--------------------|--------------------------------|------------|----------------|---------------------------------------|------------|----------------|
| | 2022 | 2023 | Variation | 2022 | 2023 | Variation |
| Régulier National | 127 | 122 | -3,94% | 127 | 122 | -3,94% |
| Régulier Internat° | 10 | 9 | -10,00% | 10 | 9 | -10,00% |
| TOTAL | 137 | 131 | -4,38% | 137 | 131 | -4,38% |
| Croisières | 0 | 0 | - | 0 | 0 | - |
| Hydrocarbures | 12 | 12 | 0,00% | 12 | 12 | 0,00% |
| Ciment | 8 | 6 | -25,00% | 8 | 6 | -25,00% |
| TOTAL | 20 | 18 | -10,00% | 20 | 18 | -10,00% |
| TOTAL | 157 | 149 | -5,10% | 157 | 149 | -5,10% |

| BASTIA | Rotations du 1er au 31 Janvier | | | Cumul rotations depuis le 1er Janvier | | |
|--------------------|--------------------------------|------------|--------------|---------------------------------------|------------|--------------|
| | 2022 | 2023 | Variation | 2022 | 2023 | Variation |
| Régulier National | 135 | 139 | 2,96% | 135 | 139 | 2,96% |
| Régulier Internat° | 54 | 57 | 5,56% | 54 | 57 | 5,56% |
| TOTAL | 189 | 196 | 3,70% | 189 | 196 | 3,70% |
| Croisières | 0 | 0 | - | 0 | 0 | - |
| Hydrocarbures | 20 | 16 | -20,00% | 20 | 16 | -20,00% |
| Ciment | 4 | 8 | 100,00% | 4 | 8 | 100,00% |
| TOTAL | 24 | 24 | 0,00% | 24 | 24 | 0,00% |
| TOTAL | 213 | 220 | 3,29% | 213 | 220 | 3,29% |

| BONIFACIO | Rotations du 1er au 31 Janvier | | | Cumul rotations depuis le 1er Janvier | | |
|--------------------|--------------------------------|------------|---------------|---------------------------------------|------------|---------------|
| | 2022 | 2023 | Variation | 2022 | 2023 | Variation |
| Régulier National | 0 | 0 | - | 0 | 0 | - |
| Régulier Internat° | 150 | 174 | 16,00% | 150 | 174 | 16,00% |
| TOTAL | 150 | 174 | 16,00% | 150 | 174 | 16,00% |
| Croisières | 0 | 0 | - | 0 | 0 | - |
| Hydrocarbures | 0 | 0 | - | 0 | 0 | - |
| Ciment | 0 | 0 | - | 0 | 0 | - |
| TOTAL | 0 | 0 | - | 0 | 0 | - |
| TOTAL | 150 | 174 | 16,00% | 150 | 174 | 16,00% |

| L'ILE-ROUSSE | Rotations du 1er au 31 Janvier | | | Cumul rotations depuis le 1er Janvier | | |
|--------------------|--------------------------------|-----------|----------------|---------------------------------------|-----------|----------------|
| | 2022 | 2023 | Variation | 2022 | 2023 | Variation |
| Régulier National | 35 | 30 | -14,29% | 35 | 30 | -14,29% |
| Régulier Internat° | 3 | 4 | 33,33% | 3 | 4 | 33,33% |
| TOTAL | 38 | 34 | -10,53% | 38 | 34 | -10,53% |
| Croisières | 0 | 0 | - | 0 | 0 | - |
| Hydrocarbures | 0 | 0 | - | 0 | 0 | - |
| Ciment | 6 | 4 | -33,33% | 6 | 4 | -33,33% |
| TOTAL | 6 | 4 | -33,33% | 6 | 4 | -33,33% |
| TOTAL | 44 | 38 | -13,64% | 44 | 38 | -13,64% |

| PORTO-VECCHIO | Rotations du 1er au 31 Janvier | | | Cumul rotations depuis le 1er Janvier | | |
|--------------------|--------------------------------|-----------|----------------|---------------------------------------|-----------|----------------|
| | 2022 | 2023 | Variation | 2022 | 2023 | Variation |
| Régulier National | 31 | 33 | 6,45% | 31 | 33 | 6,45% |
| Régulier Internat° | 1 | 0 | -100,00% | 1 | 0 | -100,00% |
| TOTAL | 32 | 33 | 3,13% | 32 | 33 | 3,13% |
| Croisières | 0 | 0 | - | 0 | 0 | - |
| Hydrocarbures | 0 | 0 | - | 0 | 0 | - |
| Ciment | 10 | 8 | -20,00% | 10 | 8 | -20,00% |
| TOTAL | 10 | 8 | -20,00% | 10 | 8 | -20,00% |
| TOTAL | 42 | 41 | -2,38% | 42 | 41 | -2,38% |

| PROPRIANO | Rotations du 1er au 31 Janvier | | | Cumul rotations depuis le 1er Janvier | | |
|--------------------|--------------------------------|-----------|-----------------|---------------------------------------|-----------|-----------------|
| | 2022 | 2023 | Variation | 2022 | 2023 | Variation |
| Régulier National | 26 | 23 | -11,54% | 26 | 23 | -11,54% |
| Régulier Internat° | 0 | 0 | - | 0 | 0 | - |
| TOTAL | 26 | 23 | -11,54% | 26 | 23 | -11,54% |
| Croisières | 0 | 0 | - | 0 | 0 | - |
| Hydrocarbures | 2 | 0 | -100,00% | 2 | 0 | -100,00% |
| Ciment | 0 | 0 | - | 0 | 0 | - |
| TOTAL | 2 | 0 | -100,00% | 2 | 0 | -100,00% |
| TOTAL | 28 | 23 | -17,86% | 28 | 23 | -17,86% |

PORTS DE COMMERCE DE CORSE

janvier 2023

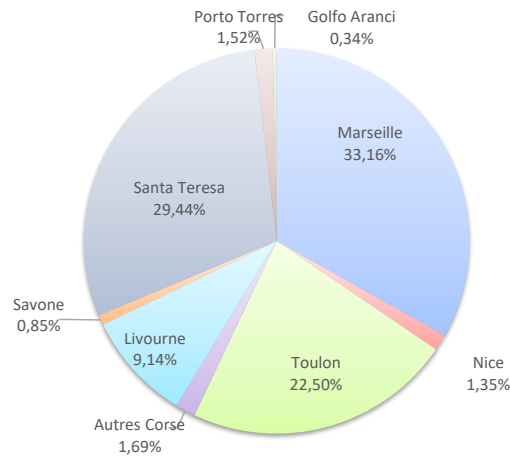
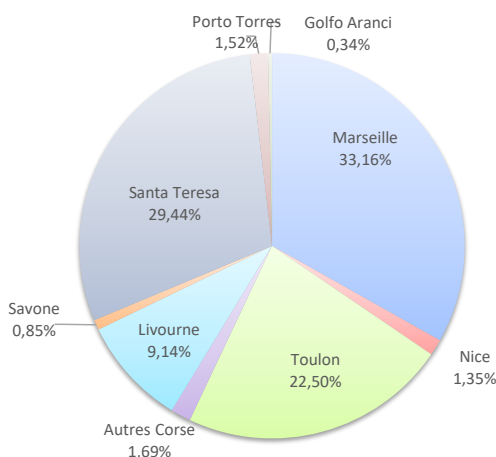
ROTATIONS

| | Rotations du 1er au 31 Janvier | | | Cumul rotations depuis le 1er Janvier | | |
|--------------------|--------------------------------|------------|----------------|---------------------------------------|------------|----------------|
| | 2022 | 2023 | Variation | 2022 | 2023 | Variation |
| Régulier National | 354 | 347 | -1,98% | 354 | 347 | -1,98% |
| Régulier Internat° | 218 | 244 | 11,93% | 218 | 244 | 11,93% |
| TOTAL | 572 | 591 | 3,32% | 572 | 591 | 3,32% |
| Croisières | 0 | 0 | - | 0 | 0 | - |
| Hydrocarbures | 34 | 28 | -17,65% | 34 | 28 | -17,65% |
| Ciment | 28 | 26 | -7,14% | 28 | 26 | -7,14% |
| TOTAL | 62 | 54 | -12,90% | 62 | 54 | -12,90% |
| TOTAL | 634 | 645 | 1,74% | 634 | 645 | 1,74% |

LIGNES REGULIERS NAT° ET INTERNAT°

| Lignes | rotations | Variation n-1 |
|--------------|-----------|---------------|
| Marseille | 196 | -4,85% |
| Nice | 8 | -38,46% |
| Toulon | 133 | 5,56% |
| Autres Corse | 10 | 11,11% |
| Livourne | 54 | 0,00% |
| Savone | 5 | - |
| Santa Teresa | 174 | 16,00% |
| Porto Torres | 9 | 16,00% |
| Golfo Aranci | 2 | -50,00% |

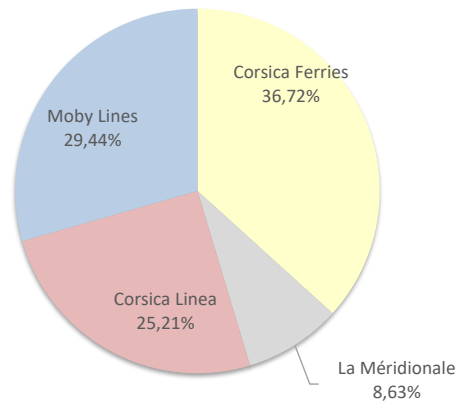
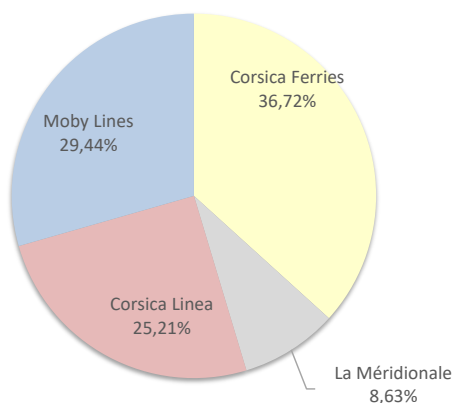
| Lignes | rotations | Variation n-1 |
|--------------|-----------|---------------|
| Marseille | 196 | -4,85% |
| Nice | 8 | -38,46% |
| Toulon | 133 | 5,56% |
| Autres Corse | 10 | 11,11% |
| Livourne | 54 | 0,00% |
| Savone | 5 | - |
| Santa Teresa | 174 | 16,00% |
| Porto Torres | 9 | -10,00% |
| Golfo Aranci | 2 | -50,00% |



COMPAGNIES REGULIERS NAT° et INTERNAT°

| Compagnies | rotations | Variation n-1 |
|-----------------|-----------|---------------|
| Corsica Ferries | 217 | 2,36% |
| La Méridionale | 51 | -12,07% |
| Corsica Linea | 149 | -1,97% |
| Moby Lines | 174 | 16,00% |

| Compagnies | rotations | Variation n-1 |
|-----------------|-----------|---------------|
| Corsica Ferries | 217 | 2,36% |
| La Méridionale | 51 | -12,07% |
| Corsica Linea | 149 | -1,97% |
| Moby Lines | 174 | 16,00% |



PORTS DE COMMERCE DE CORSE

janvier 2023

ROTATIONS PAR LIGNE

| | | | | | | | | |
|--------------------------------|--------------------------------|----------------|---------------|------------------|---------------------|----------------------|------------------|--------------|
| MENSUEL | National | Ajaccio | Bastia | Bonifacio | L'Ile-Rousse | Porto-Vecchio | Propriano | Total |
| | Marseille | 62 | 62 | 0 | 26 | 23 | 23 | 196 |
| | Nice | 0 | 8 | 0 | 0 | 0 | 0 | 8 |
| | Toulon | 60 | 61 | 0 | 2 | 10 | 0 | 133 |
| | Autres Corse | 0 | 8 | 0 | 2 | 0 | 0 | 10 |
| | Total | 122 | 139 | 0 | 30 | 33 | 23 | 347 |
| | <i>Variation Volume /(n-1)</i> | -5 | 4 | 0 | -5 | 2 | -3 | -7 |
| | <i>Variation % / (n-1)</i> | -3,94% | 2,96% | - | -14,29% | 6,45% | -11,54% | -1,98% |
| | International | Ajaccio | Bastia | Bonifacio | L'Ile-Rousse | Porto-Vecchio | Propriano | Total |
| | Livourne | 0 | 50 | 0 | 4 | 0 | 0 | 54 |
| | Savone | 0 | 5 | 0 | 0 | 0 | 0 | 5 |
| | Santa Teresa | 0 | 0 | 174 | 0 | 0 | 0 | 174 |
| Porto Torres | 9 | 0 | 0 | 0 | 0 | 0 | 9 | |
| Golfo Aranci | 0 | 2 | 0 | 0 | 0 | 0 | 2 | |
| Total | 9 | 57 | 174 | 4 | 0 | 0 | 244 | |
| <i>Variation Volume /(n-1)</i> | -1 | 3 | 24 | 1 | -1 | 0 | 26 | |
| <i>Variation % / (n-1)</i> | -10,00% | 5,56% | 16,00% | 33,33% | -100,00% | - | 11,93% | |
| Total | 131 | 196 | 174 | 34 | 33 | 23 | 591 | |
| <i>Variation Volume /(n-1)</i> | -6 | 7 | 24 | -4 | 1 | -3 | 19 | |
| <i>Variation % / (n-1)</i> | -4,38% | 3,70% | 16,00% | -10,53% | 3,13% | -11,54% | 3,32% | |

| | | | | | | | | |
|------------------------------------|--------------------------------|----------------|---------------|------------------|---------------------|----------------------|------------------|--------------|
| Cumul depuis le 1er janvier | National | Ajaccio | Bastia | Bonifacio | L'Ile-Rousse | Porto-Vecchio | Propriano | Total |
| | Marseille | 62 | 62 | 0 | 26 | 23 | 23 | 196 |
| | Nice | 0 | 8 | 0 | 0 | 0 | 0 | 8 |
| | Toulon | 60 | 61 | 0 | 2 | 10 | 0 | 133 |
| | Autres Corse | 0 | 8 | 0 | 2 | 0 | 0 | 10 |
| | Total | 122 | 139 | 0 | 30 | 33 | 23 | 347 |
| | <i>Variation Volume /(n-1)</i> | -5 | 4 | 0 | -5 | 2 | -3 | -7 |
| | <i>Variation % / (n-1)</i> | -3,94% | 2,96% | - | -14,29% | 6,45% | -11,54% | -1,98% |
| | International | Ajaccio | Bastia | Bonifacio | L'Ile-Rousse | Porto-Vecchio | Propriano | Total |
| | Livourne | 0 | 50 | 0 | 4 | 0 | 0 | 54 |
| | Savone | 0 | 5 | 0 | 0 | 0 | 0 | 5 |
| | Santa Teresa | 0 | 0 | 174 | 0 | 0 | 0 | 174 |
| Porto Torres | 9 | 0 | 0 | 0 | 0 | 0 | 9 | |
| Golfo Aranci | 0 | 2 | 0 | 0 | 0 | 0 | 2 | |
| Total | 9 | 57 | 174 | 4 | 0 | 0 | 244 | |
| <i>Variation Volume /(n-1)</i> | -1 | 3 | 24 | 1 | -1 | 0 | 26 | |
| <i>Variation % / (n-1)</i> | -10,00% | 5,56% | 16,00% | 33,33% | -100,00% | - | 11,93% | |
| Total | 131 | 196 | 174 | 34 | 33 | 23 | 591 | |
| <i>Variation Volume /(n-1)</i> | -6 | 7 | 24 | -4 | 1 | -3 | 19 | |
| <i>Variation % / (n-1)</i> | -4,38% | 3,70% | 16,00% | -10,53% | 3,13% | -11,54% | 3,32% | |

| | | | | | | | | |
|--------------------------------|--------------------------------|----------------|------------------|---------------------|----------------------|----------------------|------------------|--------------|
| Vrac | MENSUEL | Ajaccio | Bastia | Bonifacio | L'Ile-Rousse | Porto-Vecchio | Propriano | Total |
| | Hydrocarbures | 12 | 16 | 0 | 0 | 0 | 0 | 28 |
| | Ciment | 6 | 8 | 0 | 4 | 8 | 0 | 26 |
| | Total | 18 | 24 | 0 | 4 | 8 | 0 | 54 |
| | <i>Variation Volume /(n-1)</i> | -2 | 0 | 0 | -2 | -2 | -2 | -8 |
| | <i>Variation % / (n-1)</i> | -10,00% | 0,00% | - | -33,33% | -20,00% | -100,00% | -12,90% |
| CUMUL | Ajaccio | Bastia | Bonifacio | L'Ile-Rousse | Porto-Vecchio | Propriano | Total | |
| Hydrocarbures | 12 | 16 | 0 | 0 | 0 | 0 | 28 | |
| Ciment | 6 | 8 | 0 | 4 | 8 | 0 | 26 | |
| Total | 18 | 24 | 0 | 4 | 8 | 0 | 54 | |
| <i>Variation Volume /(n-1)</i> | -2 | 0 | 0 | -2 | -2 | -2 | -8 | |
| <i>Variation % / (n-1)</i> | -10,00% | 0,00% | - | -33,33% | -20,00% | -100,00% | -12,90% | |

| | | | | | | | | |
|--------------------------------|------------------------------------|----------------|---------------|------------------|---------------------|----------------------|------------------|--------------|
| Croisiéristes | MENSUEL | Ajaccio | Bastia | Bonifacio | L'Ile-Rousse | Porto-Vecchio | Propriano | Total |
| | Croisières | 0 | 0 | 0 | 0 | 0 | 0 | 0 |
| | Total | 0 | 0 | 0 | 0 | 0 | 0 | 0 |
| | <i>Variation Volume /(n-1)</i> | 0 | 0 | 0 | 0 | 0 | 0 | 0 |
| | <i>Variation % / (n-1)</i> | - | - | - | - | - | - | - |
| | CUMUL depuis le 1er janvier | Ajaccio | Bastia | Bonifacio | L'Ile-Rousse | Porto-Vecchio | Propriano | Total |
| Croisières | 0 | 0 | 0 | 0 | 0 | 0 | 0 | |
| Total | 0 | 0 | 0 | 0 | 0 | 0 | 0 | |
| <i>Variation Volume /(n-1)</i> | 0 | 0 | 0 | 0 | 0 | 0 | 0 | |
| <i>Variation % / (n-1)</i> | - | - | - | - | - | - | - | |

PORTS DE COMMERCE DE CORSE

janvier 2023

ROTATIONS PAR COMPAGNIE

| | | | | | | | | | | |
|--------------------------------|--------------------------------|----------------|---------------|------------------|---------------------|----------------------|------------------|---------------|--------------------|--------------------|
| MENSUEL | National | Ajaccio | Bastia | Bonifacio | L'Ile-Rousse | Porto-Vecchio | Propriano | Total | Variation/V | Variation/% |
| | Corsica Ferries | 60 | 75 | 0 | 2 | 10 | 0 | 147 | 3 | 2,08% |
| | La Méridionale | 29 | 0 | 0 | 0 | 22 | 0 | 51 | -7 | -12,07% |
| | Corsica Linea | 33 | 64 | 0 | 28 | 1 | 23 | 149 | -3 | -1,97% |
| | Total | 122 | 139 | 0 | 30 | 33 | 23 | 347 | -7 | -1,98% |
| | <i>Variation Volume /(n-1)</i> | <i>-5</i> | <i>4</i> | <i>0</i> | <i>-5</i> | <i>2</i> | <i>-3</i> | <i>-7</i> | | |
| | <i>Variation % / (n-1)</i> | <i>-3,94%</i> | <i>2,96%</i> | <i>-</i> | <i>-14,29%</i> | <i>6,45%</i> | <i>-11,54%</i> | <i>-1,98%</i> | | |
| | International | Ajaccio | Bastia | Bonifacio | L'Ile-Rousse | Porto-Vecchio | Propriano | Total | Variation/V | Variation/% |
| | Corsica Ferries | 9 | 57 | 0 | 4 | 0 | 0 | 70 | 2 | 2,94% |
| | Moby Lines | 0 | 0 | 174 | 0 | 0 | 0 | 174 | 24 | 16,00% |
| | Total | 9 | 57 | 174 | 4 | 0 | 0 | 244 | 26 | 11,93% |
| | <i>Variation Volume /(n-1)</i> | <i>-1</i> | <i>3</i> | <i>24</i> | <i>1</i> | <i>-1</i> | <i>0</i> | <i>26</i> | | |
| | <i>Variation % / (n-1)</i> | <i>-10,00%</i> | <i>5,56%</i> | <i>16,00%</i> | <i>33,33%</i> | <i>-100,00%</i> | <i>-</i> | <i>11,93%</i> | | |
| | Total | Ajaccio | Bastia | Bonifacio | L'Ile-Rousse | Porto-Vecchio | Propriano | Total | Variation/V | Variation/% |
| Corsica Ferries | 69 | 132 | 0 | 6 | 10 | 0 | 217 | 5 | 2,36% | |
| La Méridionale | 29 | 0 | 0 | 0 | 22 | 0 | 51 | -7 | -12,07% | |
| Corsica Linea | 33 | 64 | 0 | 28 | 1 | 23 | 149 | -3 | -1,97% | |
| Moby Lines | 0 | 0 | 174 | 0 | 0 | 0 | 174 | 24 | 16,00% | |
| Total | 131 | 196 | 174 | 34 | 33 | 23 | 591 | 19 | 3,32% | |
| <i>Variation Volume /(n-1)</i> | <i>-6</i> | <i>7</i> | <i>24</i> | <i>-4</i> | <i>1</i> | <i>-3</i> | <i>19</i> | | | |
| <i>Variation % / (n-1)</i> | <i>-4,38%</i> | <i>3,70%</i> | <i>16,00%</i> | <i>-10,53%</i> | <i>3,13%</i> | <i>-11,54%</i> | <i>3,32%</i> | | | |

| | | | | | | | | | | |
|------------------------------------|--------------------------------|----------------|---------------|------------------|---------------------|----------------------|------------------|---------------|--------------------|--------------------|
| Cumul depuis le 1er janvier | National | Ajaccio | Bastia | Bonifacio | L'Ile-Rousse | Porto-Vecchio | Propriano | Total | Variation/V | Variation/% |
| | Corsica Ferries | 60 | 75 | 0 | 2 | 10 | 0 | 147 | 3 | 2,08% |
| | La Méridionale | 29 | 0 | 0 | 0 | 22 | 0 | 51 | -7 | -12,07% |
| | Corsica Linea | 33 | 64 | 0 | 28 | 1 | 23 | 149 | -3 | -1,97% |
| | Total | 122 | 139 | 0 | 30 | 33 | 23 | 347 | -7 | -1,98% |
| | <i>Variation Volume /(n-1)</i> | <i>-5</i> | <i>4</i> | <i>0</i> | <i>-5</i> | <i>2</i> | <i>-3</i> | <i>-7</i> | | |
| | <i>Variation % / (n-1)</i> | <i>-3,94%</i> | <i>2,96%</i> | <i>-</i> | <i>-14,29%</i> | <i>6,45%</i> | <i>-11,54%</i> | <i>-1,98%</i> | | |
| | International | Ajaccio | Bastia | Bonifacio | L'Ile-Rousse | Porto-Vecchio | Propriano | Total | Variation/V | Variation/% |
| | Corsica Ferries | 9 | 57 | 0 | 4 | 0 | 0 | 70 | 2 | 2,94% |
| | Moby Lines | 0 | 0 | 174 | 0 | 0 | 0 | 174 | 24 | 16,00% |
| | Total | 9 | 57 | 174 | 4 | 0 | 0 | 244 | 26 | 11,93% |
| | <i>Variation Volume /(n-1)</i> | <i>-1</i> | <i>3</i> | <i>24</i> | <i>1</i> | <i>-1</i> | <i>0</i> | <i>26</i> | | |
| | <i>Variation % / (n-1)</i> | <i>-10,00%</i> | <i>5,56%</i> | <i>16,00%</i> | <i>33,33%</i> | <i>-100,00%</i> | <i>-</i> | <i>11,93%</i> | | |
| | Total | Ajaccio | Bastia | Bonifacio | L'Ile-Rousse | Porto-Vecchio | Propriano | Total | Variation/V | Variation/% |
| Corsica Ferries | 69 | 132 | 0 | 6 | 10 | 0 | 217 | 5 | 2,36% | |
| La Méridionale | 29 | 0 | 0 | 0 | 22 | 0 | 51 | -7 | -12,07% | |
| Corsica Linea | 33 | 64 | 0 | 28 | 1 | 23 | 149 | -3 | -1,97% | |
| Moby Lines | 0 | 0 | 174 | 0 | 0 | 0 | 174 | 24 | 16,00% | |
| Total | 131 | 196 | 174 | 34 | 33 | 23 | 591 | 19 | 3,32% | |
| <i>Variation Volume /(n-1)</i> | <i>-6</i> | <i>7</i> | <i>24</i> | <i>-4</i> | <i>1</i> | <i>-3</i> | <i>19</i> | | | |
| <i>Variation % / (n-1)</i> | <i>-4,38%</i> | <i>3,70%</i> | <i>16,00%</i> | <i>-10,53%</i> | <i>3,13%</i> | <i>-11,54%</i> | <i>3,32%</i> | | | |