

**Ports de Commerce de Corse**  
**Porti di Commerciù di Corsica**

**Mensuel**  
***U Misincu***

**Marchandises 2022**  
***Marcanzzii 2022***

**mars 2023**  
**marzu 2023**

## MARCHANDISES GLOBAL

TOTAL PORTS				Marchandises du			Cumul		
				2022	2023	Variation	2022	2023	Variation
Régulier National				264 579	227 317	-14,08%	706 136	622 551	-11,84%
Régulier International				59 956	51 200	-14,60%	151 536	130 836	-13,66%
<b>TOTAL</b>				<b>324 535</b>	<b>278 517</b>	<b>-14,18%</b>	<b>857 672</b>	<b>753 387</b>	<b>-12,16%</b>
Hydrocarbures				47 269	38 304	-18,97%	145 331	97 113	-33,18%
Ciment				15 578	16 214	4,08%	37 127	35 538	-4,28%
<b>TOTAL</b>				<b>62 847</b>	<b>54 518</b>	<b>-13,25%</b>	<b>182 458</b>	<b>132 651</b>	<b>-27,30%</b>
Régulier International				1 579	451	-71,44%	4 183	1 521	-63,64%
<b>TOTAL</b>				<b>88 669</b>	<b>74 456</b>	<b>-16,03%</b>	<b>229 740</b>	<b>199 407</b>	<b>-13,20%</b>
Hydrocarbures				18 002	14 258	-20,80%	51 233	35 207	-31,28%
<b>TOTAL</b>				<b>111 565</b>	<b>94 084</b>	<b>-15,67%</b>	<b>291 671</b>	<b>243 989</b>	<b>-16,35%</b>
BASTIA				Marchandises du			Cumul		
				2022	2023	Variation	2022	2023	Variation
Régulier National				125 822	113 245	-10,00%	356 318	323 951	-9,08%
Régulier International				50 929	41 854	-17,82%	125 935	109 316	-13,20%
<b>TOTAL</b>				<b>176 751</b>	<b>155 099</b>	<b>-12,25%</b>	<b>482 253</b>	<b>433 267</b>	<b>-10,16%</b>
Hydrocarbures				27 770	22 750	-18,08%	91 020	60 610	-33,41%
Ciment				4 109	4 613	12,27%	11 031	11 668	5,77%
<b>TOTAL</b>				<b>31 879</b>	<b>27 363</b>	<b>-14,17%</b>	<b>102 051</b>	<b>72 278</b>	<b>-29,17%</b>
<b>TOTAL</b>				<b>208 630</b>	<b>182 462</b>	<b>-12,54%</b>	<b>584 304</b>	<b>505 545</b>	<b>-13,48%</b>
BONIFACIO				Marchandises du			Cumul		
				2022	2023	Variation	2022	2023	Variation
Régulier National				0	0	-	0	0	-
Régulier International				7 117	7 703	8,23%	19 807	17 638	-10,95%
<b>TOTAL</b>				<b>7 117</b>	<b>7 703</b>	<b>8,23%</b>	<b>19 807</b>	<b>17 638</b>	<b>-10,95%</b>
Hydrocarbures				0	0	-	0	0	-
Ciment				0	0	-	0	0	-
<b>TOTAL</b>				<b>0</b>	<b>0</b>	<b>-</b>	<b>0</b>	<b>0</b>	<b>-</b>
<b>TOTAL</b>				<b>7 117</b>	<b>7 703</b>	<b>8,23%</b>	<b>19 807</b>	<b>17 638</b>	<b>-10,95%</b>
L'ILE-ROUSSE				Marchandises du			Cumul		
				2022	2023	Variation	2022	2023	Variation
Régulier National				15 051	15 293	1,61%	36 922	35 466	-3,94%
Régulier International				331	1 192	260,12%	1 611	2 361	46,55%
<b>TOTAL</b>				<b>15 382</b>	<b>16 485</b>	<b>7,17%</b>	<b>38 533</b>	<b>37 827</b>	<b>-1,83%</b>
Hydrocarbures				0	0	-	0	0	-
Ciment				3 208	3 447	7,45%	6 420	6 958	8,38%
<b>TOTAL</b>				<b>3 208</b>	<b>3 447</b>	<b>7,45%</b>	<b>6 420</b>	<b>6 958</b>	<b>8,38%</b>
<b>TOTAL</b>				<b>18 590</b>	<b>19 932</b>	<b>7,22%</b>	<b>44 953</b>	<b>44 785</b>	<b>-0,37%</b>
PORTO-VECCHIO				Marchandises du			Cumul		
				2022	2023	Variation	2022	2023	Variation
Régulier National				28 092	17 068	-39,24%	67 402	45 205	-32,93%
Régulier International				0	0	-	0	0	-
<b>TOTAL</b>				<b>28 092</b>	<b>17 068</b>	<b>-39,24%</b>	<b>67 402</b>	<b>45 205</b>	<b>-32,93%</b>
Hydrocarbures				0	0	-	0	0	-
Ciment				3 367	2 784	-17,32%	8 978	7 537	-16,05%
<b>TOTAL</b>				<b>3 367</b>	<b>2 784</b>	<b>-17,32%</b>	<b>8 978</b>	<b>7 537</b>	<b>-16,05%</b>
<b>TOTAL</b>				<b>31 459</b>	<b>19 852</b>	<b>-36,90%</b>	<b>76 380</b>	<b>52 742</b>	<b>-30,95%</b>
PROPRIANO				Marchandises du			Cumul		
				2022	2023	Variation	2022	2023	Variation
Régulier National				8 524	7 706	-9,60%	19 937	20 043	0,53%
Régulier International				0	0	-	0	0	-
<b>TOTAL</b>				<b>8 524</b>	<b>7 706</b>	<b>-9,60%</b>	<b>19 937</b>	<b>20 043</b>	<b>0,53%</b>
Hydrocarbures				1 497	1 296	-13,43%	3 078	1 296	-57,89%
Ciment				0	0	-	0	0	-
<b>TOTAL</b>				<b>1 497</b>	<b>1 296</b>	<b>-13,43%</b>	<b>3 078</b>	<b>1 296</b>	<b>-57,89%</b>
<b>TOTAL</b>				<b>10 021</b>	<b>9 002</b>	<b>-10,17%</b>	<b>23 015</b>	<b>21 339</b>	<b>-7,28%</b>

MARCHANDISES

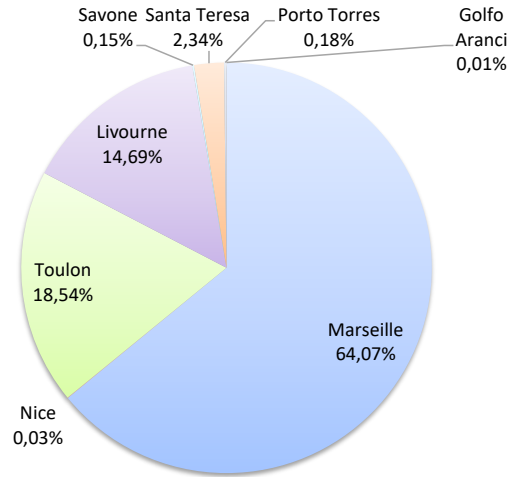
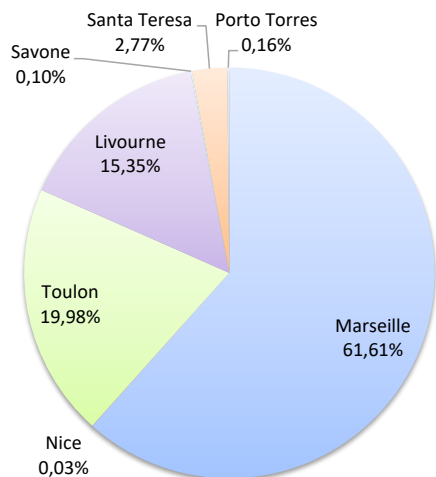
	Marchandises du 1er au 31 mars		
	2022	2023	Variation
Régulier National	264 579	227 317	-14,08%
Régulier Internat°	59 956	51 200	-14,60%
<b>TOTAL</b>	<b>324 535</b>	<b>278 517</b>	<b>-14,18%</b>
Croisières	0	0	-
Hydrocarbures	47 269	38 304	-18,97%
Ciment	15 578	16 214	4,08%
<b>TOTAL</b>	<b>62 847</b>	<b>54 518</b>	<b>-13,25%</b>
	<b>387 382</b>	<b>333 035</b>	<b>-14,03%</b>

	Cumul Marchandises depuis le 1er Janvier		
	2022	2023	Variation
Régulier National	706 136	622 617	-11,83%
Régulier Internat°	151 536	130 836	-13,66%
<b>TOTAL</b>	<b>857 672</b>	<b>753 453</b>	<b>-12,15%</b>
Croisières	0	0	-
Hydrocarbures	145 331	97 113	-33,18%
Ciment	37 127	35 538	-4,28%
<b>TOTAL</b>	<b>182 458</b>	<b>132 651</b>	<b>-27,30%</b>
	<b>1 040 130</b>	<b>886 104</b>	<b>-14,81%</b>

**LIGNES**  
REGULIERS NAT° ET INTERNAT°

Lignes	Marchandises	Variation n-1
Marseille	171 598	-21,77%
Nice	81	-3,57%
Toulon	55 638	23,23%
Livourne	42 756	-16,21%
Savone	290	24,46%
Santa Teresa	7 703	8,23%
Porto Torres	451	8,23%
Golfo Aranci	0	-

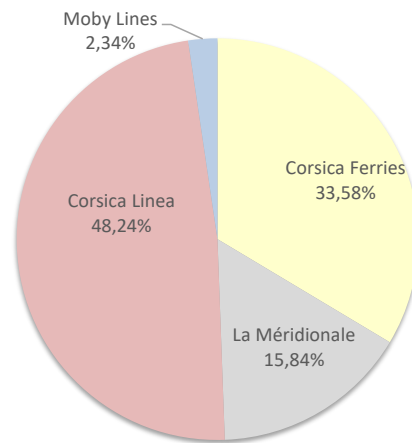
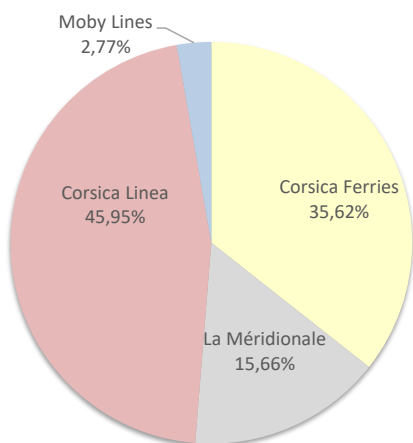
Lignes	Marchandises	Variation n-1
Marseille	482 726	-16,29%
Nice	218	-79,45%
Toulon	139 673	8,75%
Livourne	110 658	-12,72%
Savone	1 108	46,75%
Santa Teresa	17 638	-10,95%
Porto Torres	1 383	-66,94%
Golfo Aranci	49	-



**COMPAGNIES**  
REGULIERS NAT° et INTERNAT°

Compagnies	Marchandises	Variation n-1
Corsica Ferries	99 216	1,17%
La Méridionale	43 610	0,74%
Corsica Linea	127 988	-27,30%
Moby Lines	7 703	8,23%

Compagnies	Marchandises	Variation n-1
Corsica Ferries	253 023	-3,14%
La Méridionale	119 323	7,42%
Corsica Linea	363 469	-21,93%
Moby Lines	17 638	-10,95%



PORTS DE COMMERCE DE CORSE

mars 2023

MARCHANDISES PAR LIGNE

<b>MENSUEL</b>	<b>National</b>	<b>Ajaccio</b>	<b>Bastia</b>	<b>Bonifacio</b>	<b>L'Ile-Rousse</b>	<b>Porto-Vecchio</b>	<b>Propriano</b>	<b>Total</b>
	Marseille	51 530	80 272	0	15 259	16 831	7 706	171 598
	Nice	0	47	0	34	0	0	81
	Toulon	22 475	32 926	0	0	237	0	55 638
	<b>Total</b>	<b>74 005</b>	<b>113 245</b>	<b>0</b>	<b>15 293</b>	<b>17 068</b>	<b>7 706</b>	<b>227 317</b>
	<i>Variation Volume /(n-1)</i>	<i>-13 085</i>	<i>-12 577</i>	<i>0</i>	<i>242</i>	<i>-11 024</i>	<i>-818</i>	<i>-37 262</i>
	<i>Variation % / (n-1)</i>	<i>-15,02%</i>	<i>-10,00%</i>	<i>-</i>	<i>1,61%</i>	<i>-39,24%</i>	<i>-9,60%</i>	<i>-14,08%</i>
	<b>International</b>	<b>Ajaccio</b>	<b>Bastia</b>	<b>Bonifacio</b>	<b>L'Ile-Rousse</b>	<b>Porto-Vecchio</b>	<b>Propriano</b>	<b>Total</b>
	Livourne	0	41 564	0	1 192	0	0	42 756
	Savone	0	290	0	0	0	0	290
	Santa Teresa	0	0	7 703	0	0	0	7 703
	Porto Torres	451	0	0	0	0	0	451
<b>Total</b>	<b>451</b>	<b>41 854</b>	<b>7 703</b>	<b>1 192</b>	<b>0</b>	<b>0</b>	<b>51 200</b>	
<i>Variation Volume /(n-1)</i>	<i>-1 128</i>	<i>-9 075</i>	<i>586</i>	<i>861</i>	<i>0</i>	<i>0</i>	<i>-8 756</i>	
<i>Variation % / (n-1)</i>	<i>-71,44%</i>	<i>-17,82%</i>	<i>8,23%</i>	<i>260,12%</i>	<i>-</i>	<i>-</i>	<i>-14,60%</i>	
<b>Total</b>	<b>74 456</b>	<b>155 099</b>	<b>7 703</b>	<b>16 485</b>	<b>17 068</b>	<b>7 706</b>	<b>278 517</b>	
<i>Variation Volume /(n-1)</i>	<i>-14 213</i>	<i>-21 652</i>	<i>586</i>	<i>1 103</i>	<i>-11 024</i>	<i>-818</i>	<i>-46 018</i>	
<i>Variation % / (n-1)</i>	<i>-16,03%</i>	<i>-12,25%</i>	<i>8,23%</i>	<i>7,17%</i>	<i>-39,24%</i>	<i>-9,60%</i>	<i>-14,18%</i>	

<b>Cumul depuis le 1er janvier</b>	<b>National</b>	<b>Ajaccio</b>	<b>Bastia</b>	<b>Bonifacio</b>	<b>L'Ile-Rousse</b>	<b>Porto-Vecchio</b>	<b>Propriano</b>	<b>Total</b>
	Marseille	148 109	234 911	0	35 334	44 329	20 043	482 726
	Nice	0	86	0	66	0	0	152
	Toulon	49 777	88 954	0	66	876	0	139 673
	<b>Total</b>	<b>197 886</b>	<b>323 951</b>	<b>0</b>	<b>35 466</b>	<b>45 205</b>	<b>20 043</b>	<b>622 551</b>
	<i>Variation Volume /(n-1)</i>	<i>-27 671</i>	<i>-32 367</i>	<i>0</i>	<i>-1 456</i>	<i>-22 197</i>	<i>106</i>	<i>-83 585</i>
	<i>Variation % / (n-1)</i>	<i>-12,27%</i>	<i>-9,08%</i>	<i>-</i>	<i>-3,94%</i>	<i>-32,93%</i>	<i>0,53%</i>	<i>-11,84%</i>
	<b>International</b>	<b>Ajaccio</b>	<b>Bastia</b>	<b>Bonifacio</b>	<b>L'Ile-Rousse</b>	<b>Porto-Vecchio</b>	<b>Propriano</b>	<b>Total</b>
	Livourne	0	108 297	0	2 361	0	0	110 658
	Savone	138	970	0	0	0	0	1 108
	Santa Teresa	0	0	17 638	0	0	0	17 638
	Porto Torres	1 383	0	0	0	0	0	1 383
Golfo Aranci	0	49	0	0	0	0	49	
<b>Total</b>	<b>1 521</b>	<b>109 316</b>	<b>17 638</b>	<b>2 361</b>	<b>0</b>	<b>0</b>	<b>130 836</b>	
<i>Variation Volume /(n-1)</i>	<i>-2 662</i>	<i>-16 619</i>	<i>-2 169</i>	<i>750</i>	<i>0</i>	<i>0</i>	<i>-20 700</i>	
<i>Variation % / (n-1)</i>	<i>-63,64%</i>	<i>-13,20%</i>	<i>-10,95%</i>	<i>46,55%</i>	<i>-</i>	<i>-</i>	<i>-13,66%</i>	
<b>Total</b>	<b>199 407</b>	<b>433 267</b>	<b>17 638</b>	<b>37 827</b>	<b>45 205</b>	<b>20 043</b>	<b>753 387</b>	
<i>Variation Volume /(n-1)</i>	<i>-30 333</i>	<i>-48 986</i>	<i>-2 169</i>	<i>-706</i>	<i>-22 197</i>	<i>106</i>	<i>-104 285</i>	
<i>Variation % / (n-1)</i>	<i>-13,20%</i>	<i>-10,16%</i>	<i>-10,95%</i>	<i>-1,83%</i>	<i>-32,93%</i>	<i>0,53%</i>	<i>-12,16%</i>	

<b>Vrac</b>	<b>MENSUEL</b>	<b>Ajaccio</b>	<b>Bastia</b>	<b>Bonifacio</b>	<b>L'Ile-Rousse</b>	<b>Porto-Vecchio</b>	<b>Propriano</b>	<b>Total</b>
	Hydrocarbures	14 258	22 750	0	0	0	1 296	38 304
	Ciment	5 370	4 613	0	3 447	2 784	0	16 214
	<b>Total</b>	<b>19 628</b>	<b>27 363</b>	<b>0</b>	<b>3 447</b>	<b>2 784</b>	<b>1 296</b>	<b>54 518</b>
	<i>Variation Volume /(n-1)</i>	<i>-3 268</i>	<i>-4 516</i>	<i>0</i>	<i>239</i>	<i>-583</i>	<i>-201</i>	<i>-8 329</i>
	<i>Variation % / (n-1)</i>	<i>-14,27%</i>	<i>-14,17%</i>	<i>-</i>	<i>7,45%</i>	<i>-17,32%</i>	<i>-13,43%</i>	<i>-13,25%</i>
	<b>CUMUL</b>	<b>Ajaccio</b>	<b>Bastia</b>	<b>Bonifacio</b>	<b>L'Ile-Rousse</b>	<b>Porto-Vecchio</b>	<b>Propriano</b>	<b>Total</b>
	Hydrocarbures	35 207	60 610	0	0	0	1 296	97 113
	Ciment	9 375	11 668	0	6 958	7 537	0	35 538
	<b>Total</b>	<b>44 582</b>	<b>72 278</b>	<b>0</b>	<b>6 958</b>	<b>7 537</b>	<b>1 296</b>	<b>132 651</b>
	<i>Variation Volume /(n-1)</i>	<i>-17 349</i>	<i>-29 773</i>	<i>0</i>	<i>538</i>	<i>-1 441</i>	<i>-1 782</i>	<i>-49 807</i>
	<i>Variation % / (n-1)</i>	<i>-28,01%</i>	<i>-29,17%</i>	<i>-</i>	<i>8,38%</i>	<i>-16,05%</i>	<i>-57,89%</i>	<i>-27,30%</i>

MARCHANDISES PAR COMPAGNIE

<b>MENSUEL</b>	<b>National</b>	<b>Ajaccio</b>	<b>Bastia</b>	<b>Bonifacio</b>	<b>L'Ile-Rousse</b>	<b>Porto-Vecchio</b>	<b>Propriano</b>	<b>Total</b>	<b>Variation/V</b>	<b>Variation/%</b>
	Corsica Ferries	22 475	32 973	0	34	237	0	55 719	10 487	23,18%
	La Méridionale	26 779	0	0	0	16 831	0	43 610	322	0,74%
	Corsica Linea	24 751	80 272	0	15 259	0	7 706	127 988	-48 071	-27,30%
	<b>Total</b>	<b>74 005</b>	<b>113 245</b>	<b>0</b>	<b>15 293</b>	<b>17 068</b>	<b>7 706</b>	<b>227 317</b>	<b>-37 262</b>	<b>-14,08%</b>
	<i>Variation Volume /(n-1)</i>	<i>-13 085</i>	<i>-12 577</i>	<i>0</i>	<i>242</i>	<i>-11 024</i>	<i>-818</i>	<i>-37 262</i>		
	<i>Variation % / (n-1)</i>	<i>-15,02%</i>	<i>-10,00%</i>	<i>-</i>	<i>1,61%</i>	<i>-39,24%</i>	<i>-9,60%</i>	<i>-14,08%</i>		
	<b>International</b>	<b>Ajaccio</b>	<b>Bastia</b>	<b>Bonifacio</b>	<b>L'Ile-Rousse</b>	<b>Porto-Vecchio</b>	<b>Propriano</b>	<b>Total</b>	<b>Variation/V</b>	<b>Variation/%</b>
	Corsica Ferries	451	41 854	0	1 192	0	0	43 497	-9 342	-17,68%
	Moby Lines	0	0	7 703	0	0	0	7 703	586	8,23%
	<b>Total</b>	<b>451</b>	<b>41 854</b>	<b>7 703</b>	<b>1 192</b>	<b>0</b>	<b>0</b>	<b>51 200</b>	<b>-8 756</b>	<b>-14,60%</b>
	<i>Variation Volume /(n-1)</i>	<i>-1 128</i>	<i>-9 075</i>	<i>586</i>	<i>861</i>	<i>0</i>	<i>0</i>	<i>-8 756</i>		
<i>Variation % / (n-1)</i>	<i>-71,44%</i>	<i>-17,82%</i>	<i>8,23%</i>	<i>260,12%</i>	<i>-</i>	<i>-</i>	<i>-14,60%</i>			
<b>Total</b>	<b>Ajaccio</b>	<b>Bastia</b>	<b>Bonifacio</b>	<b>L'Ile-Rousse</b>	<b>Porto-Vecchio</b>	<b>Propriano</b>	<b>Total</b>	<b>Variation/V</b>	<b>Variation/%</b>	
Corsica Ferries	22 926	74 827	0	1 226	237	0	99 216	1 145	1,17%	
La Méridionale	26 779	0	0	0	16 831	0	43 610	322	0,74%	
Corsica Linea	24 751	80 272	0	15 259	0	7 706	127 988	-48 071	-27,30%	
Moby Lines	0	0	7 703	0	0	0	7 703	586	8,23%	
<b>Total</b>	<b>74 456</b>	<b>155 099</b>	<b>7 703</b>	<b>16 485</b>	<b>17 068</b>	<b>7 706</b>	<b>278 517</b>	<b>-46 018</b>	<b>-14,18%</b>	
<i>Variation Volume /(n-1)</i>	<i>-14 213</i>	<i>-21 652</i>	<i>586</i>	<i>1 103</i>	<i>-11 024</i>	<i>-818</i>	<i>-46 018</i>			
<i>Variation % / (n-1)</i>	<i>-16,03%</i>	<i>-12,25%</i>	<i>8,23%</i>	<i>7,17%</i>	<i>-39,24%</i>	<i>-9,60%</i>	<i>-14,18%</i>			

<b>Cumul depuis le 1er janvier</b>	<b>National</b>	<b>Ajaccio</b>	<b>Bastia</b>	<b>Bonifacio</b>	<b>L'Ile-Rousse</b>	<b>Porto-Vecchio</b>	<b>Propriano</b>	<b>Total</b>	<b>Variation/V</b>	<b>Variation/%</b>
	Corsica Ferries	49 777	89 040	0	132	876	0	139 825	10 329	7,98%
	La Méridionale	75 115	0	0	0	44 142	0	119 257	8 178	7,36%
	Corsica Linea	72 994	234 911	0	35 334	187	20 043	363 469	-102 092	-21,93%
	<b>Total</b>	<b>197 886</b>	<b>323 951</b>	<b>0</b>	<b>35 466</b>	<b>45 205</b>	<b>20 043</b>	<b>622 551</b>	<b>-83 585</b>	<b>-11,84%</b>
	<i>Variation Volume /(n-1)</i>	<i>-27 671</i>	<i>-32 367</i>	<i>0</i>	<i>-1 456</i>	<i>-22 197</i>	<i>106</i>	<i>-83 585</i>		
	<i>Variation % / (n-1)</i>	<i>-12,27%</i>	<i>-9,08%</i>	<i>-</i>	<i>-3,94%</i>	<i>-32,93%</i>	<i>0,53%</i>	<i>-11,84%</i>		
	<b>International</b>	<b>Ajaccio</b>	<b>Bastia</b>	<b>Bonifacio</b>	<b>L'Ile-Rousse</b>	<b>Porto-Vecchio</b>	<b>Propriano</b>	<b>Total</b>	<b>Variation/V</b>	<b>Variation/%</b>
	Corsica Ferries	1 521	109 316	0	2 361	0	0	113 198	-18 531	-14,07%
	Moby Lines	0	0	17 638	0	0	0	17 638	-2 169	-10,95%
	<b>Total</b>	<b>1 521</b>	<b>109 316</b>	<b>17 638</b>	<b>2 361</b>	<b>0</b>	<b>0</b>	<b>130 836</b>	<b>-20 700</b>	<b>-13,66%</b>
	<i>Variation Volume /(n-1)</i>	<i>-2 662</i>	<i>-16 619</i>	<i>-2 169</i>	<i>750</i>	<i>0</i>	<i>0</i>	<i>-20 700</i>		
<i>Variation % / (n-1)</i>	<i>-63,64%</i>	<i>-13,20%</i>	<i>-10,95%</i>	<i>46,55%</i>	<i>-</i>	<i>-</i>	<i>-13,66%</i>			
<b>Total</b>	<b>Ajaccio</b>	<b>Bastia</b>	<b>Bonifacio</b>	<b>L'Ile-Rousse</b>	<b>Porto-Vecchio</b>	<b>Propriano</b>	<b>Total</b>	<b>Variation/V</b>	<b>Variation/%</b>	
Corsica Ferries	51 298	198 356	0	2 493	876	0	253 023	-8 202	-3,14%	
La Méridionale	75 115	0	0	0	44 142	0	119 257	8 178	7,36%	
Corsica Linea	72 994	234 911	0	35 334	187	20 043	363 469	-102 092	-21,93%	
Moby Lines	0	0	17 638	0	0	0	17 638	-2 169	-10,95%	
<b>Total</b>	<b>199 407</b>	<b>433 267</b>	<b>17 638</b>	<b>37 827</b>	<b>45 205</b>	<b>20 043</b>	<b>753 387</b>	<b>-104 285</b>	<b>-12,16%</b>	
<i>Variation Volume /(n-1)</i>	<i>-30 333</i>	<i>-48 986</i>	<i>-2 169</i>	<i>-706</i>	<i>-22 197</i>	<i>106</i>	<i>-104 285</i>			
<i>Variation % / (n-1)</i>	<i>-13,20%</i>	<i>-10,16%</i>	<i>-10,95%</i>	<i>-1,83%</i>	<i>-32,93%</i>	<i>0,53%</i>	<i>-12,16%</i>			