

Ports de Commerce de Corse

Porti di Commerciù di Corsica

Mensuel

U Misincu

Marchandises 2022

Marcanzzii 2022

déc-22

MARCHANDISES GLOBAL

(Tonnage incluant la Tare)

| TOTAL PORTS | Marchandises du 1er au 31 décembre | | | Cumul Marchandises depuis le 1er Janvier | | |
|------------------------|------------------------------------|----------------|----------------|------------------------------------------|------------------|---------------|
| | 2021 | 2022 | Variation | 2021 | 2022 | Variation |
| Régulier National | 230 193 | 221 084 | -3,96% | 2 780 947 | 2 830 678 | 1,79% |
| Régulier International | 38 081 | 46 131 | 21,14% | 558 904 | 550 694 | -1,47% |
| TOTAL | 268 274 | 267 215 | -0,39% | 3 339 851 | 3 381 372 | 1,24% |
| Hydrocarbures | 63 368 | 33 620 | -46,94% | 541 308 | 637 857 | 17,84% |
| Ciment | 10 258 | 11 666 | 13,73% | 130 453 | 120 515 | -7,62% |
| TOTAL | 73 626 | 45 286 | -38,49% | 671 761 | 758 372 | 12,89% |
| TOTAL | 341 900 | 312 501 | -8,60% | 4 011 612 | 4 139 744 | 3,19% |

| AJACCIO | Marchandises du 1er au 31 décembre | | | Cumul Marchandises depuis le 1er Janvier | | |
|------------------------|------------------------------------|---------------|----------------|------------------------------------------|------------------|--------------|
| | 2021 | 2022 | Variation | 2021 | 2022 | Variation |
| Régulier National | 71 109 | 63 027 | -11,37% | 871 085 | 882 580 | 1,32% |
| Régulier International | 1 454 | 1 049 | -27,85% | 12 435 | 11 786 | -5,22% |
| TOTAL | 72 563 | 64 076 | -11,70% | 883 520 | 894 366 | 1,23% |
| Hydrocarbures | 21 318 | 9 320 | -56,28% | 190 452 | 207 045 | 8,71% |
| Ciment | 2 306 | 4 212 | 82,65% | 35 986 | 36 163 | 0,49% |
| TOTAL | 23 624 | 13 532 | -42,72% | 226 438 | 243 208 | 7,41% |
| TOTAL | 96 187 | 77 608 | -19,32% | 1 109 958 | 1 137 574 | 2,49% |

| BASTIA | Marchandises du 1er au 31 décembre | | | Cumul Marchandises depuis le 1er Janvier | | |
|------------------------|------------------------------------|----------------|----------------|------------------------------------------|------------------|---------------|
| | 2021 | 2022 | Variation | 2021 | 2022 | Variation |
| Régulier National | 128 052 | 121 324 | -5,25% | 1 427 485 | 1 414 923 | -0,88% |
| Régulier International | 32 102 | 32 520 | 1,30% | 453 841 | 447 999 | -1,29% |
| TOTAL | 160 154 | 153 844 | -3,94% | 1 881 326 | 1 862 922 | -0,98% |
| Hydrocarbures | 42 050 | 24 300 | -42,21% | 348 656 | 422 141 | 21,08% |
| Ciment | 3 680 | 1 867 | -49,27% | 38 346 | 31 522 | -17,80% |
| TOTAL | 45 730 | 26 167 | -42,78% | 387 002 | 453 663 | 17,22% |
| TOTAL | 205 884 | 180 011 | -12,57% | 2 268 328 | 2 316 585 | 2,13% |

| BONIFACIO | Marchandises du 1er au 31 décembre | | | Cumul Marchandises depuis le 1er Janvier | | |
|------------------------|------------------------------------|--------------|---------------|------------------------------------------|---------------|---------------|
| | 2021 | 2022 | Variation | 2021 | 2022 | Variation |
| Régulier National | 0 | 0 | - | 0 | 0 | - |
| Régulier International | 4 525 | 5 207 | 15,07% | 84 548 | 80 060 | -5,31% |
| TOTAL | 4 525 | 5 207 | 15,07% | 84 548 | 80 060 | -5,31% |
| Hydrocarbures | 0 | 0 | - | 0 | 0 | - |
| Ciment | 0 | 0 | - | 0 | 0 | - |
| TOTAL | 0 | 0 | - | 0 | 0 | - |
| TOTAL | 4 525 | 5 207 | 15,07% | 84 548 | 80 060 | -5,31% |

| L'ILE-ROUSSE | Marchandises du 1er au 31 décembre | | | Cumul Marchandises depuis le 1er Janvier | | |
|------------------------|------------------------------------|---------------|---------------|------------------------------------------|----------------|---------------|
| | 2021 | 2022 | Variation | 2021 | 2022 | Variation |
| Régulier National | 9 951 | 11 971 | 20,30% | 151 262 | 171 753 | 13,55% |
| Régulier International | 0 | 7 355 | - | 7 014 | 10 813 | 54,16% |
| TOTAL | 9 951 | 19 326 | 94,21% | 158 276 | 182 566 | 15,35% |
| Hydrocarbures | 0 | 0 | - | 0 | 0 | - |
| Ciment | 1 632 | 2 814 | 72,43% | 20 746 | 24 273 | 17,00% |
| TOTAL | 1 632 | 2 814 | 72,43% | 20 746 | 24 273 | 17,00% |
| TOTAL | 11 583 | 22 140 | 91,14% | 179 022 | 206 839 | 15,54% |

| PORTO-VECCHIO | Marchandises du 1er au 31 décembre | | | Cumul Marchandises depuis le 1er Janvier | | |
|------------------------|------------------------------------|---------------|---------------|------------------------------------------|----------------|----------------|
| | 2021 | 2022 | Variation | 2021 | 2022 | Variation |
| Régulier National | 18 793 | 20 088 | 6,89% | 256 977 | 270 141 | 5,12% |
| Régulier International | 0 | 0 | - | 1 066 | 36 | -96,62% |
| TOTAL | 18 793 | 20 088 | 6,89% | 258 043 | 270 177 | 4,70% |
| Hydrocarbures | 0 | 0 | - | 0 | 0 | - |
| Ciment | 2 147 | 2 773 | 29,16% | 32 603 | 27 530 | -15,56% |
| TOTAL | 2 147 | 2 773 | 29,16% | 32 603 | 27 530 | -15,56% |
| TOTAL | 20 940 | 22 861 | 9,17% | 290 646 | 297 707 | 2,43% |

| PROPRIANO | Marchandises du 1er au 31 décembre | | | Cumul Marchandises depuis le 1er Janvier | | |
|------------------------|------------------------------------|--------------|-----------------|------------------------------------------|----------------|---------------|
| | 2021 | 2022 | Variation | 2021 | 2022 | Variation |
| Régulier National | 2 288 | 4 674 | 104,28% | 74 138 | 91 281 | 23,12% |
| Régulier International | 0 | 0 | - | 0 | 0 | - |
| TOTAL | 2 288 | 4 674 | 104,28% | 74 138 | 91 281 | 23,12% |
| Hydrocarbures | 0 | 0 | - | 2 200 | 8 671 | 294,14% |
| Ciment | 493 | 0 | -100,00% | 2 772 | 1 027 | -62,95% |
| TOTAL | 493 | 0 | -100,00% | 4 972 | 9 698 | 95,05% |
| TOTAL | 2 781 | 4 674 | 68,07% | 79 110 | 100 979 | 27,64% |

MARCHANDISES

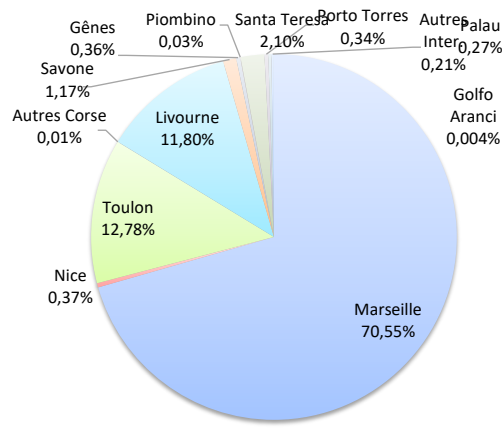
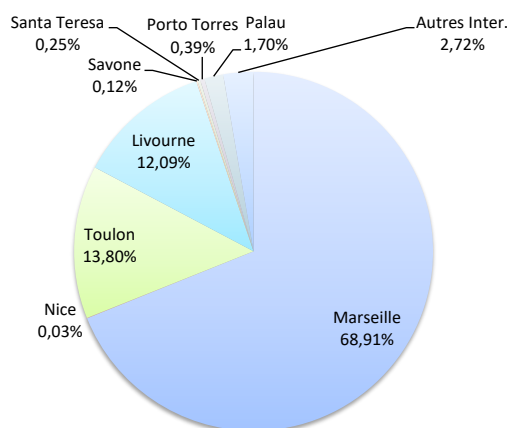
(Tonnage incluant la Tare)

| | Marchandises du 1er au 31 décembre | | | Cumul Marchandises depuis le 1er Janvier | | |
|--------------------|------------------------------------|----------------|----------------|------------------------------------------|------------------|---------------|
| | 2021 | 2022 | Variation | 2021 | 2022 | Variation |
| Régulier National | 230 193 | 221 084 | -3,96% | 2 780 947 | 2 830 678 | 1,79% |
| Régulier Internat° | 38 081 | 46 131 | 21,14% | 558 904 | 550 694 | -1,47% |
| TOTAL | 268 274 | 267 215 | -0,39% | 3 339 851 | 3 381 372 | 1,24% |
| Croisières | 0 | 0 | - | 0 | 0 | - |
| Hydrocarbures | 63 368 | 33 620 | -46,94% | 541 308 | 637 857 | 17,84% |
| Ciment | 10 258 | 11 666 | 13,73% | 130 453 | 120 515 | -7,62% |
| TOTAL | 73 626 | 45 286 | -38,49% | 671 761 | 758 372 | 12,89% |
| TOTAL | 341 900 | 312 501 | -8,60% | 4 011 612 | 4 139 744 | 3,19% |

LIGNES
REGULIERS NAT° ET INTERNAT°

| Lignes | Marchandises | Variation n-1 |
|---------------|--------------|---------------|
| Marseille | 184 142 | -1,16% |
| Nice | 79 | -87,84% |
| Toulon | 36 862 | -14,75% |
| Autres Corse | 0 | - |
| Livourne | 32 304 | 4,37% |
| Savone | 309 | -72,14% |
| Gênes | 0 | - |
| Piombino | 0 | -100,00% |
| Santa Teresa | 664 | -85,33% |
| Porto Torres | 1 049 | -85,33% |
| Palau | 4 543 | - |
| Golfo Aranci | 0 | -100,00% |
| Autres Inter. | 7 262 | - |

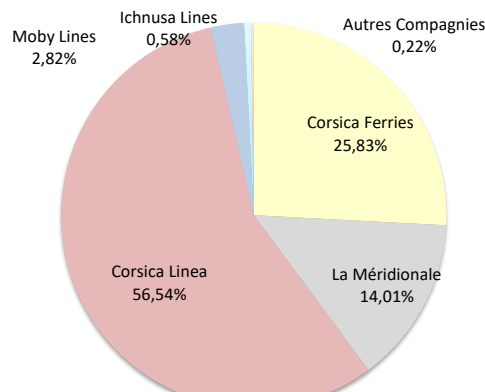
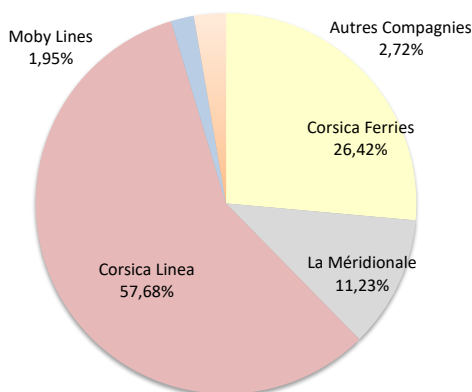
| Lignes | Marchandises | Variation n-1 |
|---------------|--------------|---------------|
| Marseille | 2 385 645 | 3,77% |
| Nice | 12 579 | -10,60% |
| Toulon | 432 199 | -6,92% |
| Autres Corse | 255 | -93,00% |
| Livourne | 399 096 | -6,35% |
| Savone | 39 395 | 54,67% |
| Gênes | 12 016 | 343,56% |
| Piombino | 1 120 | 8,21% |
| Santa Teresa | 70 933 | -15,03% |
| Porto Torres | 11 612 | -13,89% |
| Palau | 9 127 | - |
| Golfo Aranci | 133 | -84,94% |
| Autres Inter. | 7 262 | 28,08% |



COMPAGNIES
REGULIERS NAT° et INTERNAT°

| Compagnies | Marchandises | Variation n-1 |
|-------------------|--------------|---------------|
| Corsica Ferries | 70 604 | -8,84% |
| La Méridionale | 30 003 | 4,52% |
| Corsica Linea | 154 139 | -2,19% |
| Moby Lines | 5 207 | 15,07% |
| Ichnusa Lines | 0 | - |
| Autres Compagnies | 7 262 | - |

| Compagnies | Marchandises | Variation n-1 |
|-------------------|--------------|---------------|
| Corsica Ferries | 873 537 | -3,45% |
| La Méridionale | 473 783 | 18,36% |
| Corsica Linea | 1 911 862 | 0,52% |
| Moby Lines | 95 362 | -21,01% |
| Ichnusa Lines | 19 466 | 203,26% |
| Autres Compagnies | 7 362 | - |



MARCHANDISES

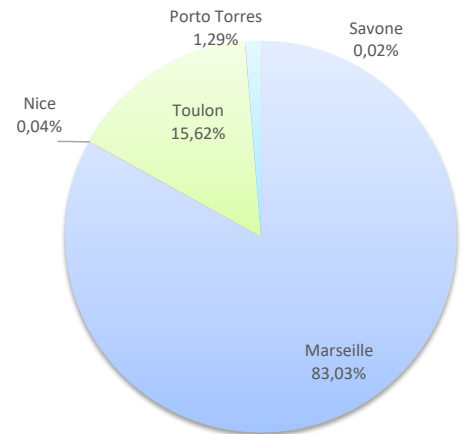
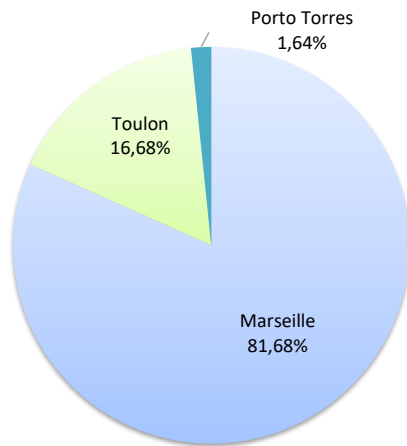
(Tonnage incluant la Tare)

| | Marchandises du 1er au 31 décembre | | | Cumul Marchandises depuis le 1er Janvier | | |
|--------------------|------------------------------------|---------------|----------------|------------------------------------------|------------------|--------------|
| | 2021 | 2022 | Variation | 2021 | 2022 | Variation |
| Régulier National | 71 109 | 63 027 | -11,37% | 871 085 | 882 580 | 1,32% |
| Régulier Internat° | 1 454 | 1 049 | -27,85% | 12 435 | 11 786 | -5,22% |
| TOTAL | 72 563 | 64 076 | -11,70% | 883 520 | 894 366 | 1,23% |
| Croisières | 0 | 0 | - | 0 | 0 | - |
| Hydrocarbures | 21 318 | 9 320 | -56,28% | 190 452 | 207 045 | 8,71% |
| Ciment | 2 306 | 4 212 | 82,65% | 35 986 | 36 163 | 0,49% |
| TOTAL | 23 624 | 13 532 | -42,72% | 226 438 | 243 208 | 7,41% |
| TOTAL | 96 187 | 77 608 | -19,32% | 1 109 958 | 1 137 574 | 2,49% |

LIGNES
REGULIERS NAT° ET INTERNAT°

| Lignes | Marchandises | Variation n-1 |
|--------------|--------------|---------------|
| Marseille | 52 336 | -8,29% |
| Nice | 0 | - |
| Toulon | 10 691 | -23,86% |
| Savone | 0 | - |
| Porto Torres | 1 049 | -27,85% |
| Golfo Aranci | 0 | - |

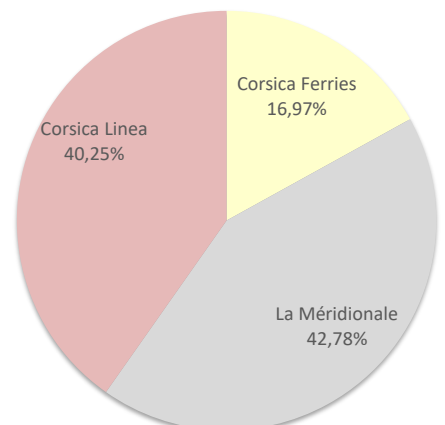
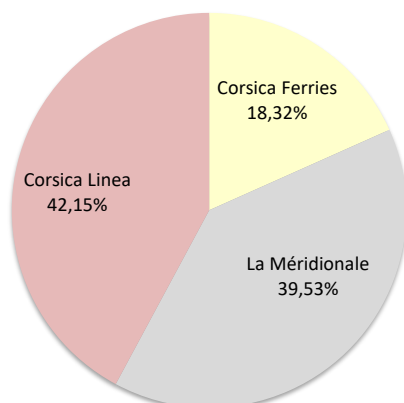
| Lignes | Marchandises | Variation n-1 |
|--------------|--------------|---------------|
| Marseille | 742 570 | 3,19% |
| Nice | 340 | 62,68% |
| Toulon | 139 670 | -7,65% |
| Savone | 210 | - |
| Porto Torres | 11 576 | -6,79% |
| Golfo Aranci | 0 | -100,00% |



COMPAGNIES
REGULIERS NAT° ET INTERNAT°

| Compagnies | Marchandises | Variation n-1 |
|-----------------|--------------|---------------|
| Corsica Ferries | 11 740 | -24,24% |
| La Méridionale | 25 329 | -4,12% |
| Corsica Linea | 27 007 | -11,89% |

| Compagnies | Marchandises | Variation n-1 |
|-----------------|--------------|---------------|
| Corsica Ferries | 151 796 | -7,38% |
| La Méridionale | 382 602 | 30,23% |
| Corsica Linea | 359 968 | -15,47% |



PORT DE COMMERCE DE BASTIA

décembre 2022

MARCHANDISES

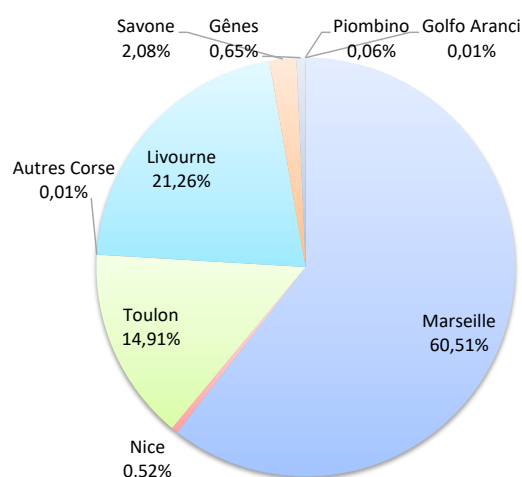
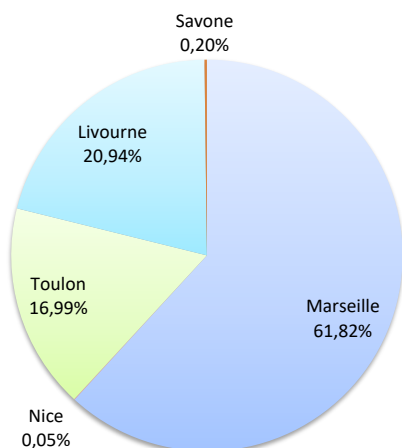
(Tonnage incluant la Tare)

| | Marchandises du 1er au 31 décembre | | | Cumul Marchandises depuis le 1er Janvier | | |
|--------------------|------------------------------------|----------------|----------------|------------------------------------------|------------------|---------------|
| | 2021 | 2022 | Variation | 2021 | 2022 | Variation |
| Régulier National | 128 052 | 121 324 | -5,25% | 1 427 485 | 1 414 923 | -0,88% |
| Régulier Internat° | 32 102 | 32 520 | 1,30% | 453 841 | 447 999 | -1,29% |
| TOTAL | 160 154 | 153 844 | -3,94% | 1 881 326 | 1 862 922 | -0,98% |
| Croisières | 0 | 0 | - | 0 | 0 | - |
| Hydrocarbures | 42 050 | 24 300 | -42,21% | 348 656 | 422 141 | 21,08% |
| Ciment | 3 680 | 1 867 | -49,27% | 38 346 | 31 522 | -17,80% |
| TOTAL | 45 730 | 26 167 | -42,78% | 387 002 | 453 663 | 17,22% |
| TOTAL | 205 884 | 180 011 | -12,57% | 2 268 328 | 2 316 585 | 2,13% |

LIGNES
REGULIERS NAT° ET INTERNAT°

| Lignes | Marchandises | Variation n-1 |
|--------------|--------------|---------------|
| Marseille | 95 107 | -3,24% |
| Nice | 71 | -88,98% |
| Toulon | 26 145 | -10,18% |
| Autres Corse | 0 | - |
| Livourne | 32 211 | 4,07% |
| Savone | 309 | -72,14% |
| Gênes | 0 | - |
| Piombino | 0 | -100,00% |
| Golfo Aranci | 0 | -100,00% |

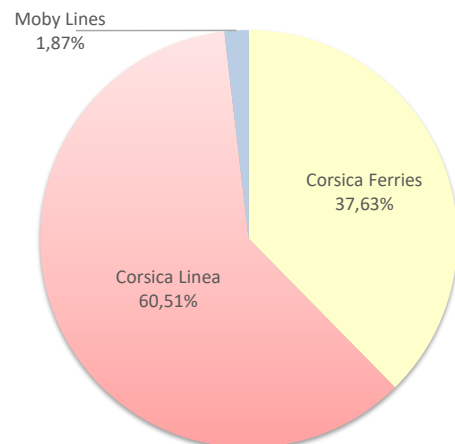
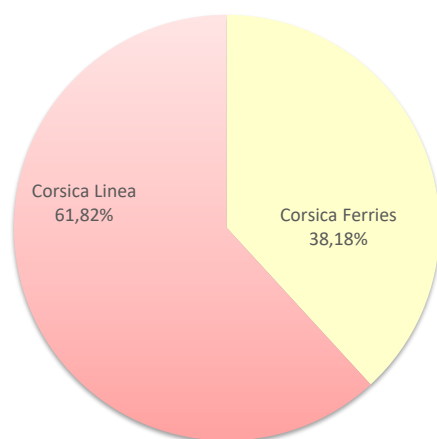
| Lignes | Marchandises | Variation n-1 |
|--------------|--------------|---------------|
| Marseille | 1 127 173 | 1,17% |
| Nice | 9 675 | -23,90% |
| Toulon | 277 820 | -6,47% |
| Autres Corse | 255 | -93,00% |
| Livourne | 396 070 | -6,81% |
| Savone | 38 660 | 59,55% |
| Gênes | 12 016 | 343,56% |
| Piombino | 1 120 | 8,21% |
| Golfo Aranci | 133 | -84,66% |



COMPAGNIES
REGULIERS NAT° ET INTERNAT°

| Compagnies | Marchandises | Variation n-1 |
|-----------------|--------------|---------------|
| Corsica Ferries | 58 737 | -5,05% |
| Corsica Linea | 95 107 | -3,24% |
| Moby Lines | 0 | - |

| Compagnies | Marchandises | Variation n-1 |
|-----------------|--------------|---------------|
| Corsica Ferries | 700 981 | -2,67% |
| Corsica Linea | 1 127 173 | 0,87% |
| Moby Lines | 34 768 | -20,34% |



PORT DE COMMERCE DE BONIFACIO

décembre 2022

MARCHANDISES

(Tonnage incluant la Tare)

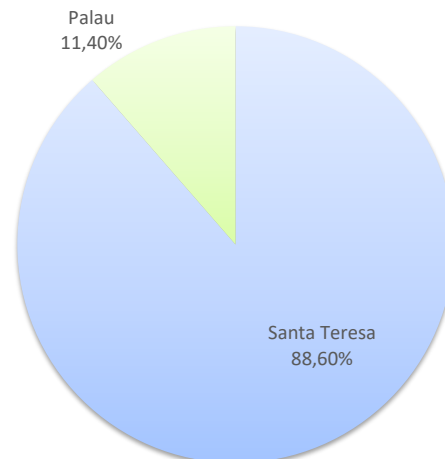
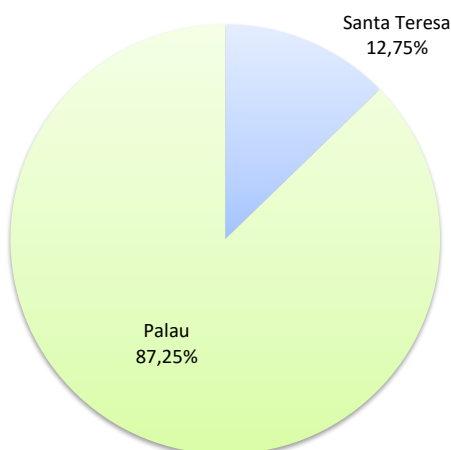
| | Marchandises du 1er au 31 décembre | | |
|--------------------|------------------------------------|--------------|---------------|
| | 2021 | 2022 | Variation |
| Régulier National | 0 | 0 | - |
| Régulier Internat° | 4 525 | 5 207 | 15,07% |
| TOTAL | 4 525 | 5 207 | 15,07% |
| Croisières | 0 | 0 | - |
| Hydrocarbures | 0 | 0 | - |
| Ciment | 0 | 0 | - |
| TOTAL | 0 | 0 | - |
| TOTAL | 4 525 | 5 207 | 15,07% |

| | Cumul Marchandises depuis le 1er Janvier | | |
|--------------------|------------------------------------------|---------------|---------------|
| | 2021 | 2022 | Variation |
| Régulier National | 0 | 0 | - |
| Régulier Internat° | 84 548 | 80 060 | -5,31% |
| TOTAL | 84 548 | 80 060 | -5,31% |
| Croisières | 0 | 0 | - |
| Hydrocarbures | 0 | 0 | - |
| Ciment | 0 | 0 | - |
| TOTAL | 0 | 0 | - |
| TOTAL | 84 548 | 80 060 | -5,31% |

LIGNES REGULIERS NAT° ET INTERNAT°

| Lignes | Marchandises | Variation n-1 |
|---------------|--------------|---------------|
| Santa Teresa | 664 | -85,33% |
| Porto Torres | 0 | - |
| Palau | 4 543 | - |
| Autres Inter. | 0 | - |

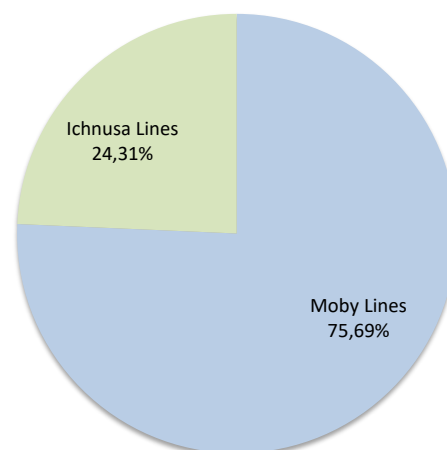
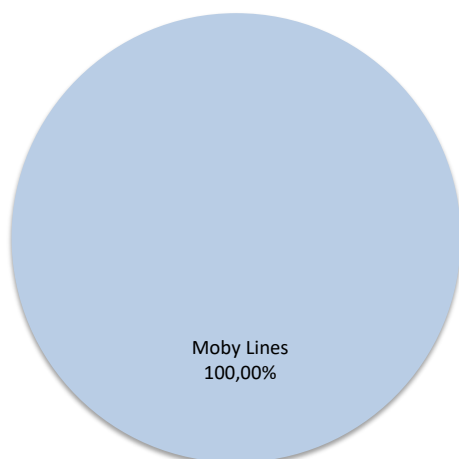
| Lignes | Marchandises | Variation n-1 |
|---------------|--------------|---------------|
| Santa Teresa | 70 933 | -15,03% |
| Porto Torres | 0 | - |
| Palau | 9 127 | - |
| Autres Inter. | 0 | -100,00% |



COMPAGNIES REGULIERS NAT° ET INTERNAT°

| Compagnies | Marchandises | Variation n-1 |
|-------------------|--------------|---------------|
| Moby Lines | 5 207 | 15,07% |
| Ichnusa Lines | 0 | - |
| Autres Compagnies | 0 | - |

| Compagnies | Marchandises | Variation n-1 |
|-------------------|--------------|---------------|
| Moby Lines | 60 594 | -21,39% |
| Ichnusa Lines | 19 466 | 203,26% |
| Autres Compagnies | 0 | -100,00% |



MARCHANDISES

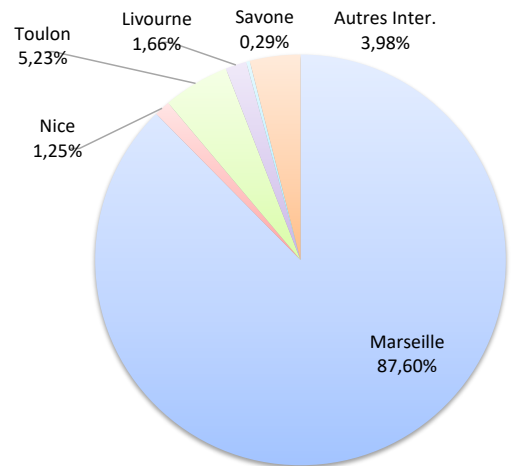
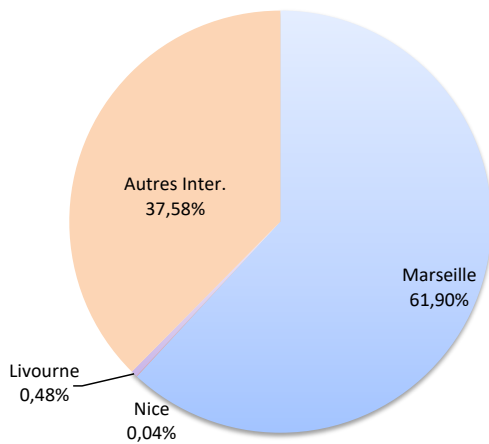
(Tonnage incluant la Tare)

| | Marchandises du 1er au 31 décembre | | | Cumul Marchandises depuis le 1er Janvier | | |
|--------------------|------------------------------------|---------------|---------------|------------------------------------------|----------------|---------------|
| | 2021 | 2022 | Variation | 2021 | 2022 | Variation |
| Régulier National | 9 951 | 11 971 | 20,30% | 151 262 | 171 753 | 13,55% |
| Régulier Internat° | 0 | 7 355 | - | 7 014 | 10 813 | 54,16% |
| TOTAL | 9 951 | 19 326 | 94,21% | 158 276 | 182 566 | 15,35% |
| dont MD | 938 | 728 | -22,39% | 9332 | 9309 | -0,25% |
| Croisières | 0 | 0 | - | 0 | 0 | - |
| Hydrocarbures | 0 | 0 | - | 0 | 0 | - |
| Ciment | 1 632 | 2 814 | 72,43% | 20 746 | 24 273 | 17,00% |
| TOTAL | 1 632 | 2 814 | 72,43% | 20 746 | 24 273 | 17,00% |
| TOTAL | 11 583 | 22 140 | 91,14% | 179 022 | 206 839 | 15,54% |

LIGNES
REGULIERS NAT° ET INTERNAT°

| Lignes | Pax | Variation n-1 |
|---------------|--------|---------------|
| Marseille | 11 963 | 20,28% |
| Nice | 8 | 60,00% |
| Toulon | 0 | - |
| Livourne | 93 | - |
| Savone | 0 | - |
| Autres Inter. | 7 262 | - |

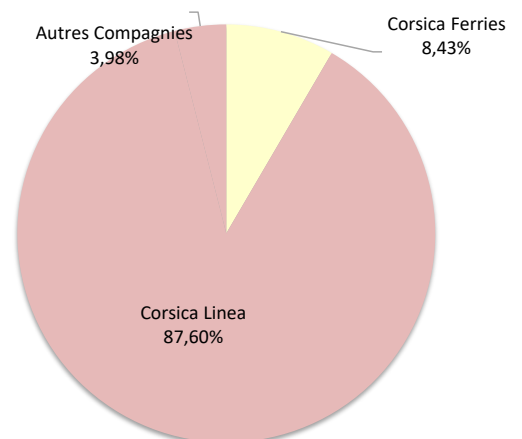
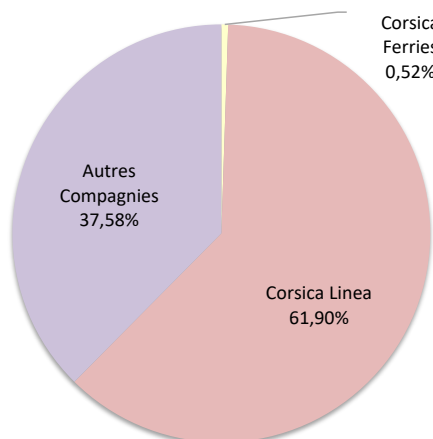
| Lignes | Pax | Variation n-1 |
|---------------|---------|---------------|
| Marseille | 159 922 | 13,64% |
| Nice | 2 289 | 120,31% |
| Toulon | 9 542 | 0,52% |
| Livourne | 3 026 | 157,97% |
| Savone | 525 | -57,63% |
| Autres Inter. | 7 262 | 57,80% |



COMPAGNIES
REGULIERS NAT° ET INTERNAT°

| Compagnies | Pax | Variation n-1 |
|-------------------|--------|---------------|
| Corsica Ferries | 101 | 1920,00% |
| Corsica Linea | 11 963 | 20,28% |
| Autres Compagnies | 7 262 | - |

| Compagnies | Pax | Variation n-1 |
|-------------------|---------|---------------|
| Corsica Ferries | 15 382 | 18,83% |
| Corsica Linea | 159 922 | 13,64% |
| Autres Compagnies | 7 262 | - |



PORT DE COMMERCE DE PORTO-VECCHIO

décembre 2022

MARCHANDISES

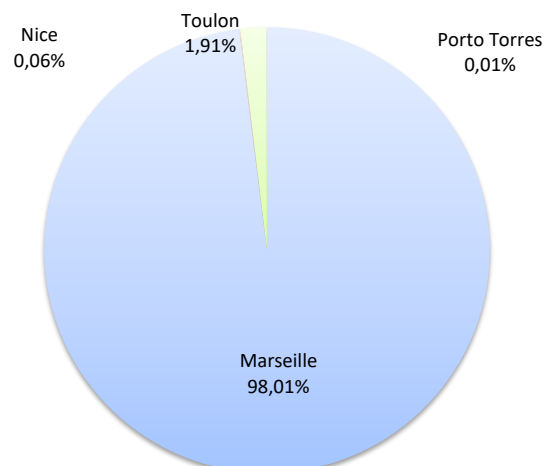
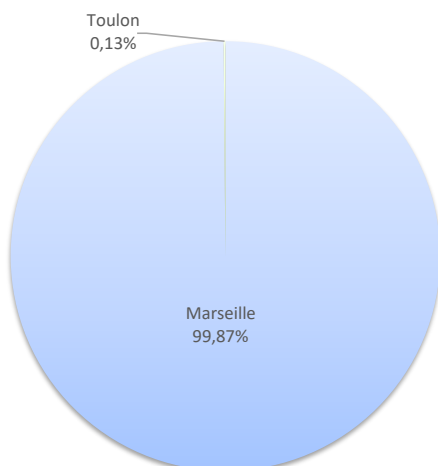
(Tonnage incluant la Tare)

| | Marchandises du 1er au 31 décembre | | | Cumul Marchandises depuis le 1er Janvier | | |
|--------------------|------------------------------------|---------------|---------------|------------------------------------------|----------------|----------------|
| | 2021 | 2022 | Variation | 2021 | 2022 | Variation |
| Régulier National | 18 793 | 20 088 | 6,89% | 256 977 | 270 141 | 5,12% |
| Régulier Internat° | 0 | 0 | - | 1 066 | 36 | -96,62% |
| TOTAL | 18 793 | 20 088 | 6,89% | 258 043 | 270 177 | 4,70% |
| Croisières | 0 | 0 | - | 0 | 0 | - |
| Hydrocarbures | 0 | 0 | - | 0 | 0 | - |
| Ciment | 2 147 | 2 773 | 29,16% | 32 603 | 27 530 | -15,56% |
| TOTAL | 2 147 | 2 773 | 29,16% | 32 603 | 27 530 | -15,56% |
| TOTAL | 20 940 | 22 861 | 9,17% | 290 646 | 297 707 | 2,43% |

LIGNES REGULIERS NAT° ET INTERNAT°

| Lignes | Pax | Variation n-1 |
|--------------|--------|---------------|
| Marseille | 20 062 | 7,25% |
| Nice | 0 | - |
| Toulon | 26 | -70,11% |
| Porto Torres | 0 | - |

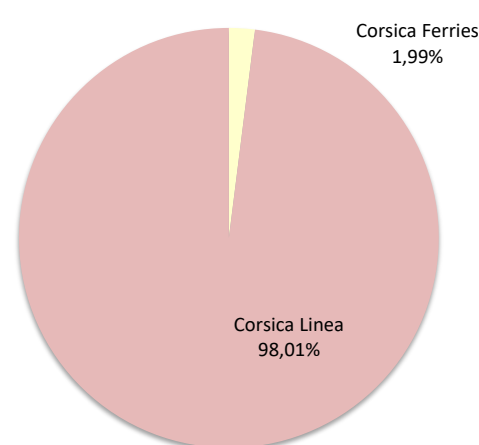
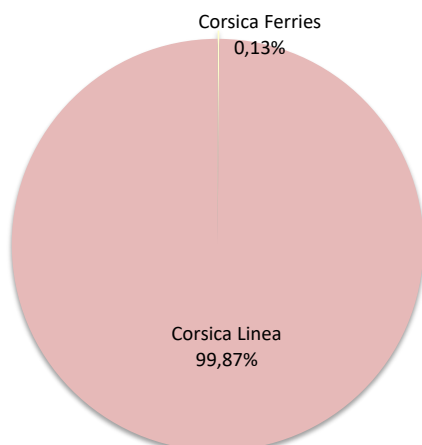
| Lignes | Pax | Variation n-1 |
|--------------|---------|---------------|
| Marseille | 264 799 | 5,79% |
| Nice | 175 | 62,04% |
| Toulon | 5 167 | -21,26% |
| Porto Torres | 36 | -96,62% |



COMPAGNIES REGULIERS NAT° ET INTERNAT°

| Compagnies | Pax | Variation n-1 |
|-----------------|--------|---------------|
| Corsica Ferries | 26 | -70,11% |
| La Méridionale | 0 | - |
| Corsica Linea | 20 062 | 7,25% |

| Compagnies | Pax | Variation n-1 |
|-----------------|---------|---------------|
| Corsica Ferries | 5 378 | -30,48% |
| La Méridionale | 0 | -100,00% |
| Corsica Linea | 264 799 | 22,32% |



MARCHANDISES

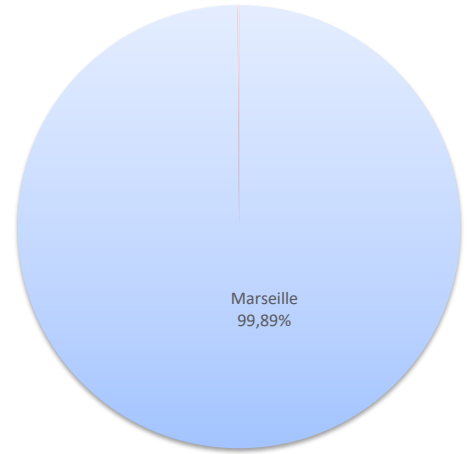
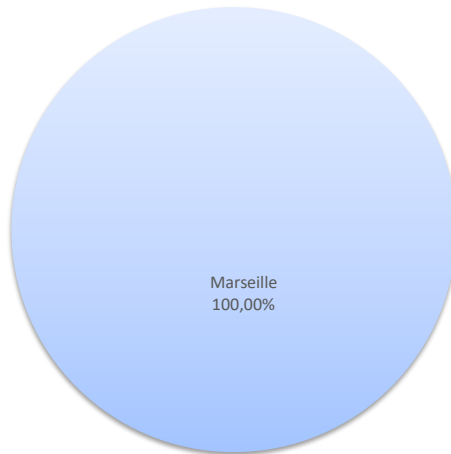
(Tonnage incluant la Tare)

| | Marchandises du 1er au 31 décembre | | | Cumul Marchandises depuis le 1er Janvier | | |
|------------------------|------------------------------------|--------------|-----------------|------------------------------------------|----------------|---------------|
| | 2021 | 2022 | Variation | 2021 | 2022 | Variation |
| Régulier National | 2 288 | 4 674 | 104,28% | 74 138 | 91 281 | 23,12% |
| Régulier Internat° | 0 | 0 | - | 0 | 0 | - |
| TOTAL | 2 288 | 4 674 | 104,28% | 74 138 | 91 281 | 23,12% |
| Croisières | 0 | 0 | - | 0 | 0 | - |
| Hydrocarbures (Bitume) | 0 | 0 | - | 2 200 | 8 671 | 294,14% |
| Ciment | 493 | 0 | -100,00% | 2 772 | 1 027 | -62,95% |
| TOTAL | 493 | 0 | -100,00% | 4 972 | 9 698 | 95,05% |
| TOTAL | 2 781 | 4 674 | 68,07% | 79 110 | 100 979 | 27,64% |

LIGNES
REGULIERS NAT° ET INTERNAT°

| Lignes | Pax | Variation n-1 |
|-----------|-------|---------------|
| Marseille | 4 674 | 104,28% |
| Nice | 0 | - |

| Lignes | Pax | Variation n-1 |
|-----------|--------|---------------|
| Marseille | 91 181 | 22,99% |
| Nice | 100 | - |



COMPAGNIES
REGULIERS NAT° ET INTERNAT°

| Compagnies | Pax | Variation n-1 |
|-------------------|-------|---------------|
| La Méridionale | 4 674 | 104,28% |
| Corsica Linea | 0 | - |
| Autres Compagnies | 0 | - |

| Compagnies | Pax | Variation n-1 |
|-------------------|--------|---------------|
| La Méridionale | 91 181 | 25,46% |
| Corsica Linea | 0 | -100,00% |
| Autres Compagnies | 100 | - |

