

**Ports de Commerce de Corse**

**Porti di Commerciù di Corsica**

**Mensuel**

***U Misincu***

**Marchandises 2022**

***Marcanzzii 2022***

**nov-22**

MARCHANDISES GLOBAL  
(Tonnage incluant la Tare)

TOTAL PORTS	Marchandises du 1er au 30 novembre			Cumul Marchandises depuis le 1er Janvier		
	2021	2022	Variation	2021	2022	Variation
Régulier National	228 079	228 211	0,06%	2 535 509	2 609 596	2,92%
Régulier International	43 804	46 568	6,31%	517 111	504 564	-2,43%
<b>TOTAL</b>	<b>271 883</b>	<b>274 779</b>	<b>1,07%</b>	<b>3 052 620</b>	<b>3 114 161</b>	<b>2,02%</b>
Hydrocarbures	41 464	42 423	2,31%	477 931	604 236	26,43%
Ciment	10 747	11 947	11,17%	120 157	108 849	-9,41%
<b>TOTAL</b>	<b>52 211</b>	<b>54 370</b>	<b>4,14%</b>	<b>598 088</b>	<b>713 085</b>	<b>19,23%</b>
<b>TOTAL</b>	<b>324 094</b>	<b>329 149</b>	<b>1,56%</b>	<b>3 650 708</b>	<b>3 827 246</b>	<b>4,84%</b>

AJACCIO	Marchandises du 1er au 30 novembre			Cumul Marchandises depuis le 1er Janvier		
	2021	2022	Variation	2021	2022	Variation
Régulier National	70 236	68 288	-2,77%	799 974	819 555	2,45%
Régulier International	2 006	862	-57,03%	10 981	10 737	-2,22%
<b>TOTAL</b>	<b>72 242</b>	<b>69 150</b>	<b>-4,28%</b>	<b>810 955</b>	<b>830 292</b>	<b>2,38%</b>
Hydrocarbures	9 574	14 146	47,75%	169 134	197 724	16,90%
Ciment	3 398	2 128	-37,37%	33 681	31 951	-5,14%
<b>TOTAL</b>	<b>12 972</b>	<b>16 274</b>	<b>25,45%</b>	<b>202 815</b>	<b>229 675</b>	<b>13,24%</b>
<b>TOTAL</b>	<b>85 214</b>	<b>85 424</b>	<b>0,25%</b>	<b>1 013 770</b>	<b>1 059 967</b>	<b>4,56%</b>

BASTIA	Marchandises du 1er au 30 novembre			Cumul Marchandises depuis le 1er Janvier		
	2021	2022	Variation	2021	2022	Variation
Régulier National	123 462	122 952	-0,41%	1 285 858	1 293 599	0,60%
Régulier International	37 201	40 630	9,22%	418 101	415 479	-0,63%
<b>TOTAL</b>	<b>160 663</b>	<b>163 582</b>	<b>1,82%</b>	<b>1 703 959</b>	<b>1 709 079</b>	<b>0,30%</b>
Hydrocarbures	31 890	27 100	-15,02%	306 597	397 841	29,76%
Ciment	2 741	4 535	65,45%	34 644	29 655	-14,40%
<b>TOTAL</b>	<b>34 631</b>	<b>31 635</b>	<b>-8,65%</b>	<b>341 241</b>	<b>427 496</b>	<b>25,28%</b>
<b>TOTAL</b>	<b>195 294</b>	<b>195 217</b>	<b>-0,04%</b>	<b>2 045 200</b>	<b>2 136 575</b>	<b>4,47%</b>

BONIFACIO	Marchandises du 1er au 30 novembre			Cumul Marchandises depuis le 1er Janvier		
	2021	2022	Variation	2021	2022	Variation
Régulier National	0	0	-	0	0	-
Régulier International	4 399	4 585	4,23%	80 023	74 854	-6,46%
<b>TOTAL</b>	<b>4 399</b>	<b>4 585</b>	<b>4,23%</b>	<b>80 023</b>	<b>74 854</b>	<b>-6,46%</b>
Hydrocarbures	0	0	-	0	0	-
Ciment	0	0	-	0	0	-
<b>TOTAL</b>	<b>0</b>	<b>0</b>	<b>-</b>	<b>0</b>	<b>0</b>	<b>-</b>
<b>TOTAL</b>	<b>4 399</b>	<b>4 585</b>	<b>4,23%</b>	<b>80 023</b>	<b>74 854</b>	<b>-6,46%</b>

L'ILE-ROUSSE	Marchandises du 1er au 30 novembre			Cumul Marchandises depuis le 1er Janvier		
	2021	2022	Variation	2021	2022	Variation
Régulier National	10 360	11 899	14,85%	139 643	159 782	14,42%
Régulier International	198	491	147,98%	6 940	3 458	-50,17%
<b>TOTAL</b>	<b>10 558</b>	<b>12 390</b>	<b>17,35%</b>	<b>146 583</b>	<b>163 240</b>	<b>11,36%</b>
Hydrocarbures	0	0	-	0	0	-
Ciment	1 753	2 000	14,09%	19 097	21 459	12,37%
<b>TOTAL</b>	<b>1 753</b>	<b>2 000</b>	<b>14,09%</b>	<b>19 097</b>	<b>21 459</b>	<b>12,37%</b>
<b>TOTAL</b>	<b>12 311</b>	<b>14 390</b>	<b>16,89%</b>	<b>165 680</b>	<b>184 699</b>	<b>11,48%</b>

PORTO-VECCHIO	Marchandises du 1er au 30 novembre			Cumul Marchandises depuis le 1er Janvier		
	2021	2022	Variation	2021	2022	Variation
Régulier National	20 530	19 728	-3,91%	238 183	250 053	4,98%
Régulier International	0	0	-	1 066	36	-96,62%
<b>TOTAL</b>	<b>20 530</b>	<b>19 728</b>	<b>-3,91%</b>	<b>239 249</b>	<b>250 089</b>	<b>4,53%</b>
Hydrocarbures	0	0	-	0	0	-
Ciment	2 855	3 284	15,03%	30 456	24 757	-18,71%
<b>TOTAL</b>	<b>2 855</b>	<b>3 284</b>	<b>15,03%</b>	<b>30 456</b>	<b>24 757</b>	<b>-18,71%</b>
<b>TOTAL</b>	<b>23 385</b>	<b>23 012</b>	<b>-1,60%</b>	<b>269 705</b>	<b>274 846</b>	<b>1,91%</b>

PROPRIANO	Marchandises du 1er au 30 novembre			Cumul Marchandises depuis le 1er Janvier		
	2021	2022	Variation	2021	2022	Variation
Régulier National	3 491	5 344	53,08%	71 851	86 607	20,54%
Régulier International	0	0	-	0	0	-
<b>TOTAL</b>	<b>3 491</b>	<b>5 344</b>	<b>53,08%</b>	<b>71 851</b>	<b>86 607</b>	<b>20,54%</b>
Hydrocarbures	0	1 177	-	2 200	8 671	294,14%
Ciment	0	0	-	2 279	1 027	-54,94%
<b>TOTAL</b>	<b>0</b>	<b>1 177</b>	<b>-</b>	<b>4 479</b>	<b>9 698</b>	<b>116,52%</b>
<b>TOTAL</b>	<b>3 491</b>	<b>6 521</b>	<b>86,79%</b>	<b>76 330</b>	<b>96 305</b>	<b>26,17%</b>

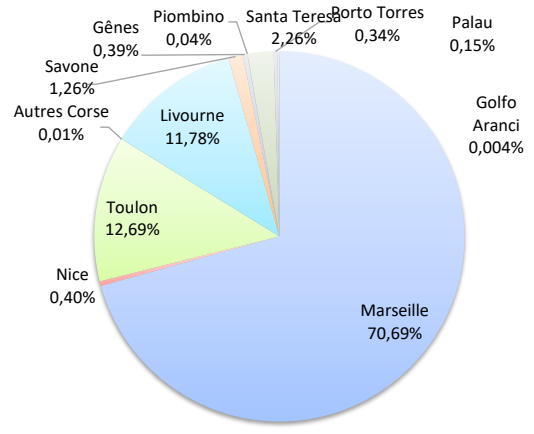
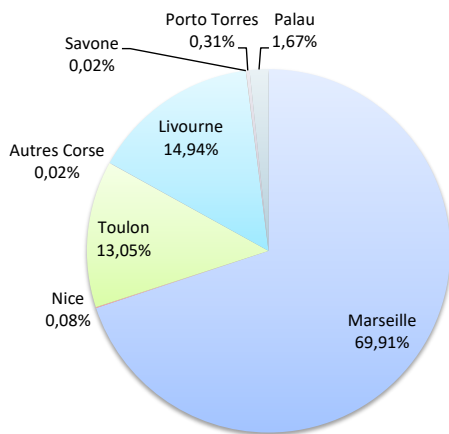
MARCHANDISES

(Tonnage incluant la Tare)

	Marchandises du 1er au 30 novembre			Cumul Marchandises depuis le 1er Janvier		
	2021	2022	Variation	2021	2022	Variation
Régulier National	228 079	228 211	0,06%	2 535 509	2 609 596	2,92%
Régulier Internat°	43 804	46 568	6,31%	517 111	504 564	-2,43%
<b>TOTAL</b>	<b>271 883</b>	<b>274 779</b>	<b>1,07%</b>	<b>3 052 620</b>	<b>3 114 161</b>	<b>2,02%</b>
Hydrocarbures	41 464	42 423	2,31%	477 931	604 236	26,43%
Ciment	10 747	11 947	11,17%	120 157	108 849	-9,41%
<b>TOTAL</b>	<b>52 211</b>	<b>54 370</b>	<b>4,14%</b>	<b>598 088</b>	<b>713 085</b>	<b>19,23%</b>
<b>TOTAL</b>	<b>324 094</b>	<b>329 149</b>	<b>1,56%</b>	<b>3 650 708</b>	<b>3 827 246</b>	<b>4,84%</b>

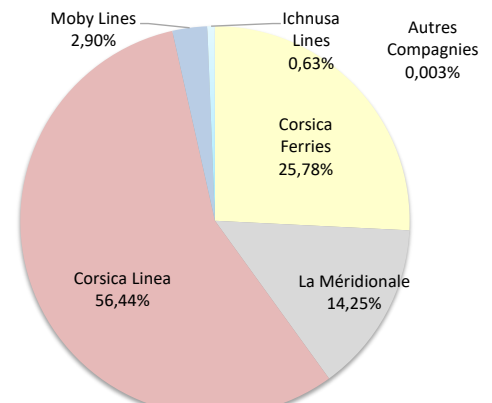
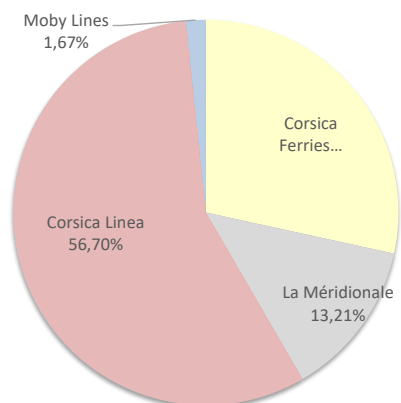
LIGNES  
REGULIERS NAT° ET INTERNAT°

Lignes	Marchandises	Variation n-1	Lignes	Marchandises	Variation n-1
Marseille	192 089	1,51%	Marseille	2 201 506	4,76%
Nice	208	-43,52%	Nice	12 500	-4,65%
Toulon	35 864	-6,81%	Toulon	395 335	-5,26%
Autres Corse	49	-	Autres Corse	255	-92,95%
Livourne	41 061	10,15%	Livourne	366 792	-6,44%
Savone	60	-34,07%	Savone	39 086	63,43%
Gênes	0	-	Gênes	12 016	353,78%
Piombino	0	-100,00%	Piombino	1 120	14,29%
Santa Teresa	0	-100,00%	Santa Teresa	70 269	-11,00%
Porto Torres	862	-100,00%	Porto Torres	10 563	-12,20%
Palau	4 585	-	Palau	4 585	-
Golfo Aranci	0	-	Golfo Aranci	133	-84,78%
Autres Inter.	0	-	Autres Inter.	0	-100,00%



COMPAGNIES  
REGULIERS NAT° et INTERNAT°

Compagnies	Marchandises	Variation n-1	Compagnies	Marchandises	Variation n-1
Corsica Ferries	78 105	-0,20%	Corsica Ferries	802 933	-2,06%
La Méridionale	36 287	18,53%	La Méridionale	443 779	19,43%
Corsica Linea	155 802	-1,77%	Corsica Linea	1 757 727	1,41%
Moby Lines	4 585	4,23%	Moby Lines	90 156	-22,20%
Ichnusa Lines	0	-	Ichnusa Lines	19 466	204,35%
Autres Compagnies	0	-	Autres Compagnies	100	-



MARCHANDISES

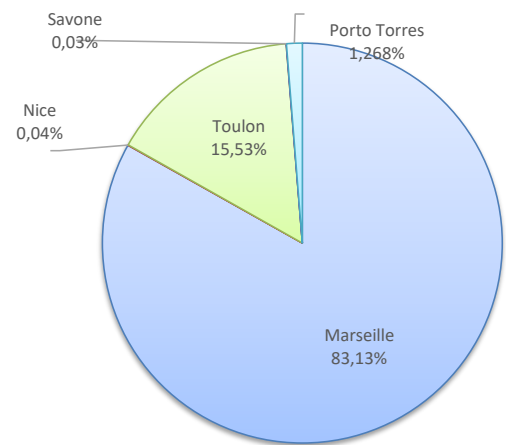
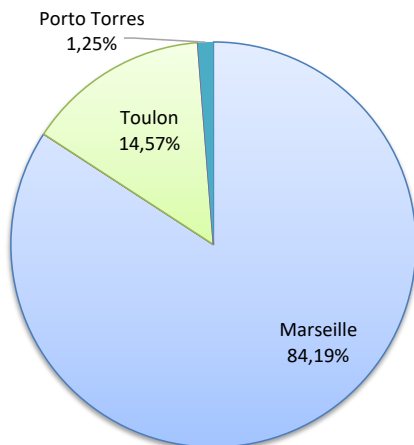
(Tonnage incluant la Tare)

	Marchandises du 1er au 30 novembre			Cumul Marchandises depuis le 1er Janvier		
	2021	2022	Variation	2021	2022	Variation
Régulier National	70 236	68 288	-2,77%	799 974	819 555	2,45%
Régulier Internat°	2 006	862	-57,03%	10 981	10 737	-2,22%
<b>TOTAL</b>	<b>72 242</b>	<b>69 150</b>	<b>-4,28%</b>	<b>810 955</b>	<b>830 292</b>	<b>2,38%</b>
Hydrocarbures	9 574	14 146	47,75%	169 134	197 724	16,90%
Ciment	3 398	2 128	-37,37%	33 681	31 951	-5,14%
<b>TOTAL</b>	<b>12 972</b>	<b>16 274</b>	<b>25,45%</b>	<b>202 815</b>	<b>229 675</b>	<b>13,24%</b>
<b>TOTAL</b>	<b>85 214</b>	<b>85 424</b>	<b>0,25%</b>	<b>1 013 770</b>	<b>1 059 967</b>	<b>4,56%</b>

**LIGNES**  
REGULIERS NAT° ET INTERNAT°

Lignes	Marchandises	Variation n-1
Marseille	58 215	0,20%
Nice	0	-
Toulon	10 073	-17,00%
Savone	0	-
Porto Torres	862	-57,03%
Golfo Aranci	0	-

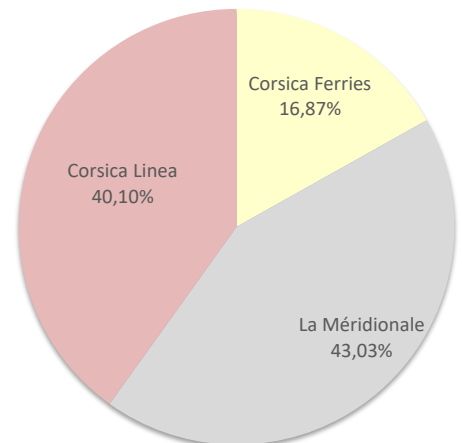
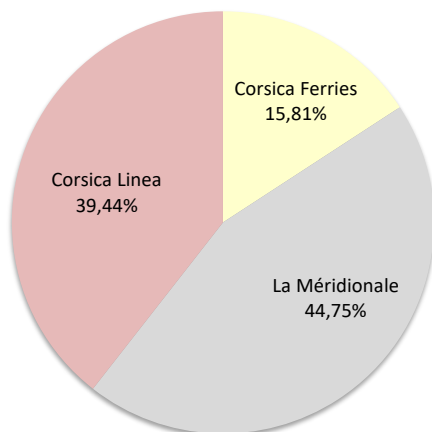
Lignes	Marchandises	Variation n-1
Marseille	690 236	4,18%
Nice	340	62,68%
Toulon	128 979	-5,99%
Savone	210	-
Porto Torres	10 527	-3,99%
Golfo Aranci	0	-100,00%



**COMPAGNIES**  
REGULIERS NAT° ET INTERNAT°

Compagnies	Marchandises	Variation n-1
Corsica Ferries	10 935	-22,68%
La Méridionale	30 943	14,08%
Corsica Linea	27 272	-11,96%

Compagnies	Marchandises	Variation n-1
Corsica Ferries	140 056	-5,62%
La Méridionale	357 272	33,63%
Corsica Linea	332 964	-15,75%



MARCHANDISES

(Tonnage incluant la Tare)

Marchandises du 1er au 30 novembre

2021	2022	Variation
123 462	122 952	-0,41%
37 201	40 630	9,22%
<b>160 663</b>	<b>163 582</b>	<b>1,82%</b>

Cumul Marchandises depuis le 1er Janvier

2021	2022	Variation
1 285 858	1 293 599	0,60%
418 101	415 479	-0,63%
<b>1 703 959</b>	<b>1 709 079</b>	<b>0,30%</b>

Régulier National
Régulier Internat°
<b>TOTAL</b>

Hydrocarbures
Ciment
<b>TOTAL</b>

2021	2022	Variation
31 890	27 100	-15,02%
2 741	4 535	65,45%
<b>34 631</b>	<b>31 635</b>	<b>-8,65%</b>

2021	2022	Variation
306 597	397 841	29,76%
34 644	29 655	-14,40%
<b>341 241</b>	<b>427 496</b>	<b>25,28%</b>

<b>TOTAL</b>
--------------

2021	2022	Variation
195 294	195 217	-0,04%

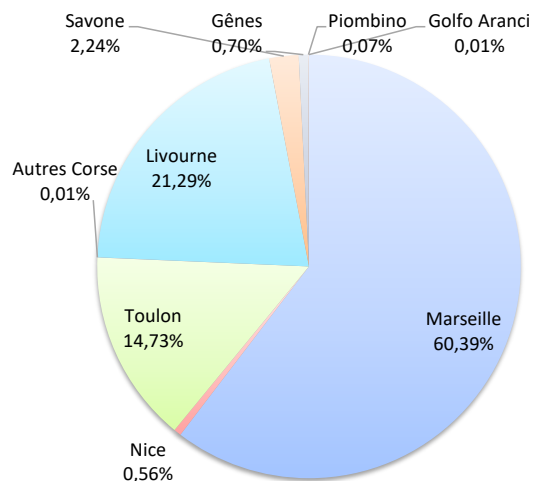
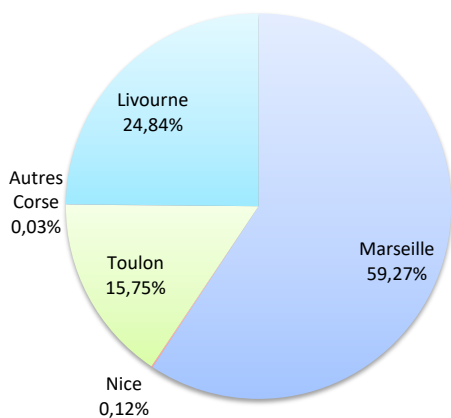
2021	2022	Variation
2 045 200	2 136 575	4,47%

LIGNES

REGULIERS NAT° ET INTERNAT°

Lignes	Marchandises	Variation n-1
Marseille	96 950	-0,26%
Nice	193	25,32%
Toulon	25 759	-1,34%
Autres Corse	49	-
Livourne	40 630	9,57%
Savone	0	-100,00%
Gênes	0	-
Piombino	0	-100,00%
Golfo Aranci	0	-

Lignes	Marchandises	Variation n-1
Marseille	1 032 066	2,60%
Nice	9 604	-18,53%
Toulon	251 674	-4,86%
Autres Corse	255	-92,95%
Livourne	363 859	-6,92%
Savone	38 351	68,83%
Gênes	12 016	353,78%
Piombino	1 120	14,29%
Golfo Aranci	133	-84,50%

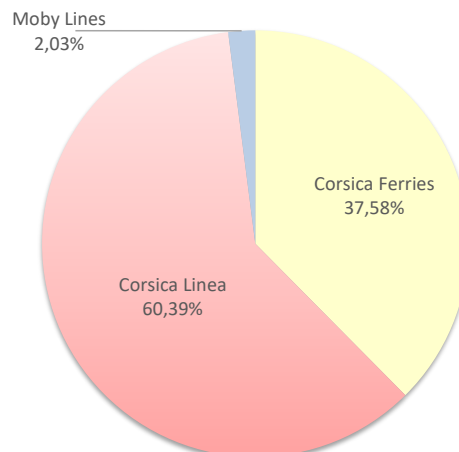
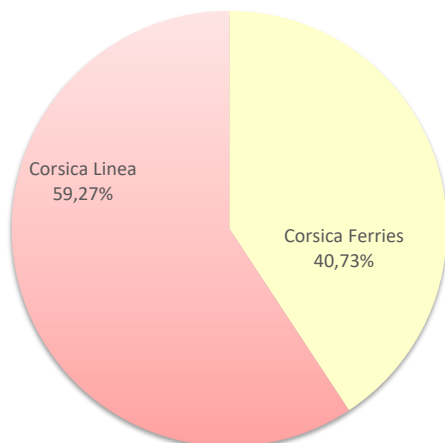


COMPAGNIES

REGULIERS NAT° ET INTERNAT°

Compagnies	Marchandises	Variation n-1
Corsica Ferries	66 631	4,99%
Corsica Linea	96 950	-0,26%
Moby Lines	0	-

Compagnies	Marchandises	Variation n-1
Corsica Ferries	642 245	-1,40%
Corsica Linea	1 032 066	2,26%
Moby Lines	34 768	-19,71%



# PORT DE COMMERCE DE BONIFACIO

novembre 2022

## MARCHANDISES

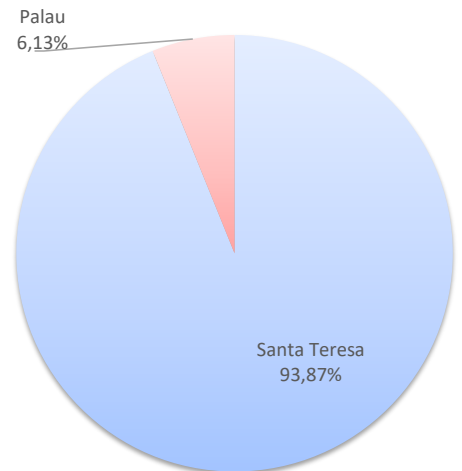
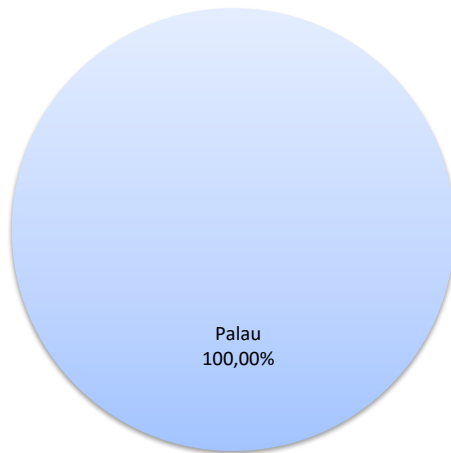
(Tonnage incluant la Tare)

	Marchandises du 1er au 30 novembre			Cumul Marchandises depuis le 1er Janvier		
	2021	2022	Variation	2021	2022	Variation
Régulier National	0	0	-	0	0	-
Régulier Internat°	4 399	4 585	4,23%	80 023	74 854	-6,46%
<b>TOTAL</b>	<b>4 399</b>	<b>4 585</b>	<b>4,23%</b>	<b>80 023</b>	<b>74 854</b>	<b>-6,46%</b>
Hydrocarbures	0	0	-	0	0	-
Ciment	0	0	-	0	0	-
<b>TOTAL</b>	<b>0</b>	<b>0</b>	<b>-</b>	<b>0</b>	<b>0</b>	<b>-</b>
<b>TOTAL</b>	<b>4 399</b>	<b>4 585</b>	<b>4,23%</b>	<b>80 023</b>	<b>74 854</b>	<b>-6,46%</b>

### LIGNES REGULIERS NAT° ET INTERNAT°

Lignes	Marchandises	Variation n-1
Santa Teresa	0	-100,00%
Palau	4 585	-
Autres Inter.	0	-

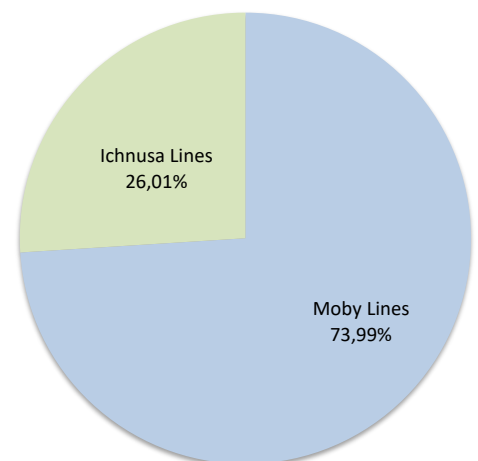
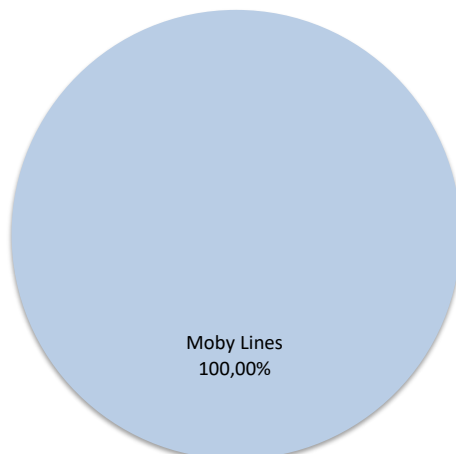
Lignes	Marchandises	Variation n-1
Santa Teresa	70 269	-11,00%
Palau	4 585	-
Autres Inter.	0	-100,00%



### COMPAGNIES REGULIERS NAT° ET INTERNAT°

Compagnies	Marchandises	Variation n-1
Moby Lines	4 585	4,23%
Ichnusa Lines	0	-
Autres Compagnies	0	-

Compagnies	Marchandises	Variation n-1
Moby Lines	55 388	-23,69%
Ichnusa Lines	19 466	204,35%
Autres Compagnies	0	-100,00%



MARCHANDISES

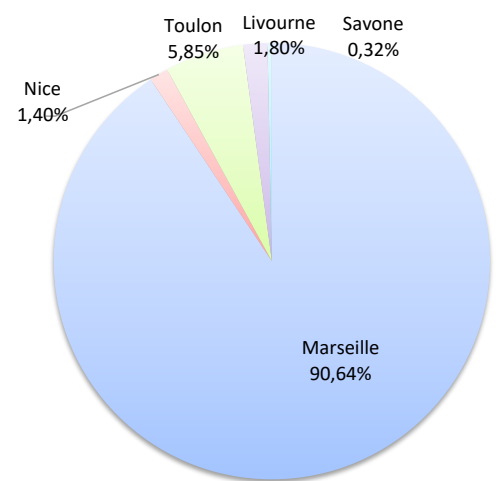
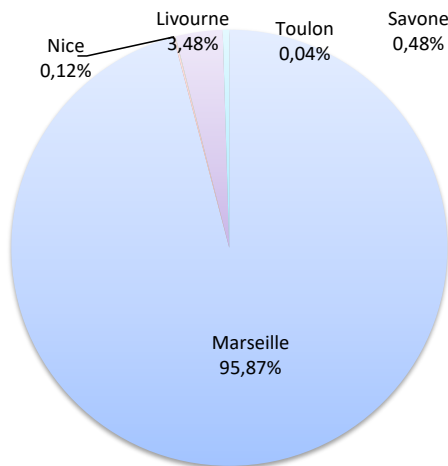
(Tonnage incluant la Tare)

	Marchandises du 1er au 30 novembre			Cumul Marchandises depuis le 1er Janvier		
	2021	2022	Variation	2021	2022	Variation
Régulier National	10 360	11 899	14,85%	139 643	159 782	14,42%
Régulier Internat°	198	491	147,98%	6 940	3 458	-50,17%
<b>TOTAL</b>	<b>10 558</b>	<b>12 390</b>	<b>17,35%</b>	<b>146 583</b>	<b>163 240</b>	<b>11,36%</b>
dont MD	805	899	11,68%	8242	8393	1,83%
Hydrocarbures	0	0	-	0	0	-
Ciment	1 753	2 000	14,09%	19 097	21 459	12,37%
<b>TOTAL</b>	<b>1 753</b>	<b>2 000</b>	<b>14,09%</b>	<b>19 097</b>	<b>21 459</b>	<b>12,37%</b>
<b>TOTAL</b>	<b>12 311</b>	<b>14 390</b>	<b>16,89%</b>	<b>165 680</b>	<b>184 699</b>	<b>11,48%</b>

**LIGNES**  
REGULIERS NAT° ET INTERNAT°

Lignes	Pax	Variation n-1
Marseille	11 878	19,95%
Nice	15	-92,84%
Toulon	5	-97,93%
Livourne	431	117,68%
Savone	60	-
Autres Inter.	0	-

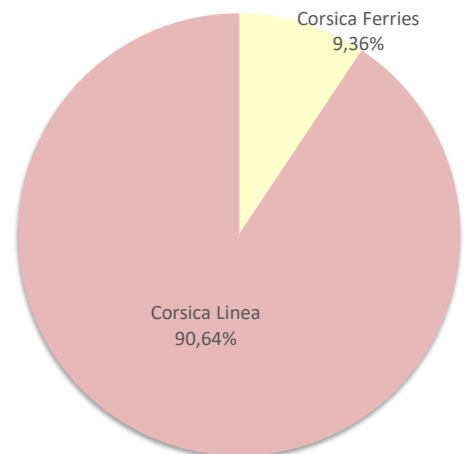
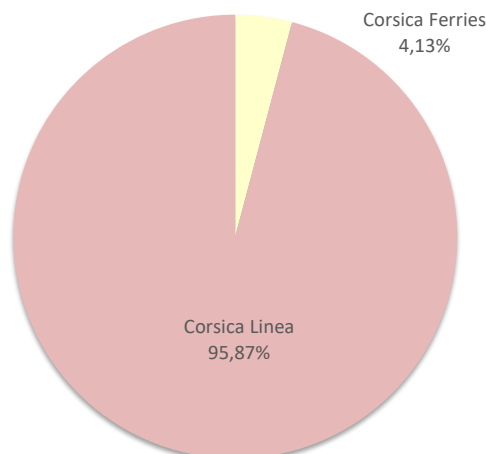
Lignes	Pax	Variation n-1
Marseille	147 959	14,22%
Nice	2 281	127,19%
Toulon	9 542	4,91%
Livourne	2 933	157,73%
Savone	525	-56,25%
Autres Inter.	0	-100,00%



**COMPAGNIES**  
REGULIERS NAT° ET INTERNAT°

Compagnies	Pax	Variation n-1
Corsica Ferries	511	-21,92%
Corsica Linea	11 878	19,95%

Compagnies	Pax	Variation n-1
Corsica Ferries	15 281	22,87%
Corsica Linea	147 959	14,22%



MARCHANDISES

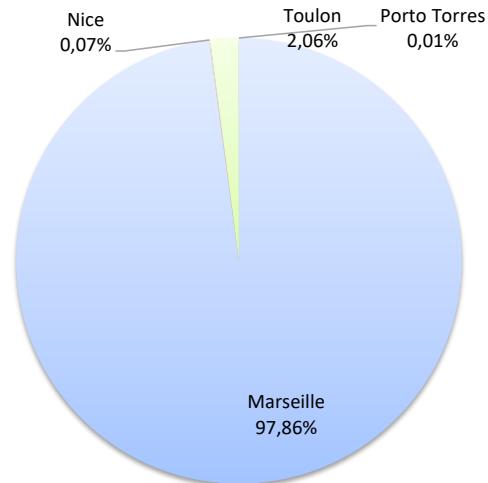
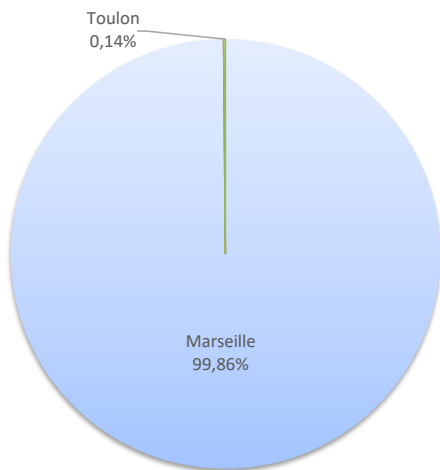
(Tonnage incluant la Tare)

	Marchandises du 1er au 30 novembre			Cumul Marchandises depuis le 1er Janvier		
	2021	2022	Variation	2021	2022	Variation
Régulier National	20 530	19 728	-3,91%	238 183	250 053	4,98%
Régulier Internat°	0	0	-	1 066	36	-96,62%
<b>TOTAL</b>	<b>20 530</b>	<b>19 728</b>	<b>-3,91%</b>	<b>239 249</b>	<b>250 089</b>	<b>4,53%</b>
Hydrocarbures	0	0	-	0	0	-
Ciment	2 855	3 284	15,03%	30 456	24 757	-18,71%
<b>TOTAL</b>	<b>2 855</b>	<b>3 284</b>	<b>15,03%</b>	<b>30 456</b>	<b>24 757</b>	<b>-18,71%</b>
<b>TOTAL</b>	<b>23 385</b>	<b>23 012</b>	<b>-1,60%</b>	<b>269 705</b>	<b>274 846</b>	<b>1,91%</b>

**LIGNES**  
REGULIERS NAT° ET INTERNAT°

Lignes	Pax	Variation n-1
Marseille	19 701	-4,04%
Nice	0	-
Toulon	27	-
Porto Torres	0	-

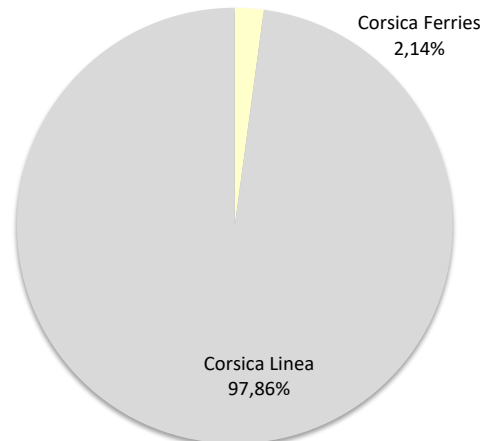
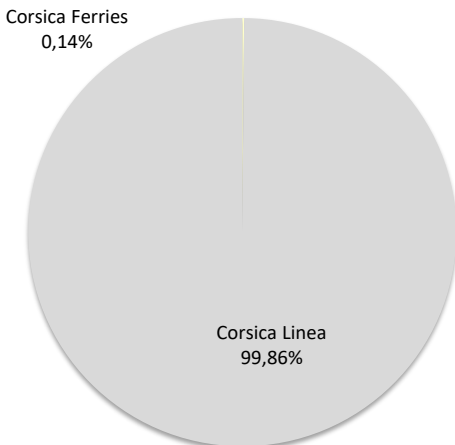
Lignes	Pax	Variation n-1
Marseille	244 738	5,67%
Nice	175	62,04%
Toulon	5 140	-20,62%
Porto Torres	36	-96,62%



**COMPAGNIES**  
REGULIERS NAT° ET INTERNAT°

Compagnies	Pax	Variation n-1
Corsica Ferries	27	-
Corsica Linea	19 701	-4,04%

Compagnies	Pax	Variation n-1
Corsica Ferries	5 351	-30,04%
Corsica Linea	244 738	23,74%





MARCHANDISES

(Tonnage incluant la Tare)

Marchandises du 1er au 30 novembre		
2021	2022	Variation
3 491	5 344	53,08%
0	0	-
<b>3 491</b>	<b>5 344</b>	<b>53,08%</b>

Cumul Marchandises depuis le 1er Janvier		
2021	2022	Variation
71 851	86 607	20,54%
0	0	-
<b>71 851</b>	<b>86 607</b>	<b>20,54%</b>

Régulier National
Régulier Internat°
<b>TOTAL</b>

Hydrocarbures (Bitume)
Ciment
<b>TOTAL</b>

<b>TOTAL</b>
--------------

0	1 177	-
0	0	-
<b>0</b>	<b>1 177</b>	<b>-</b>

2 200	8 671	294,14%
2 279	1 027	-54,94%
<b>4 479</b>	<b>9 698</b>	<b>116,52%</b>

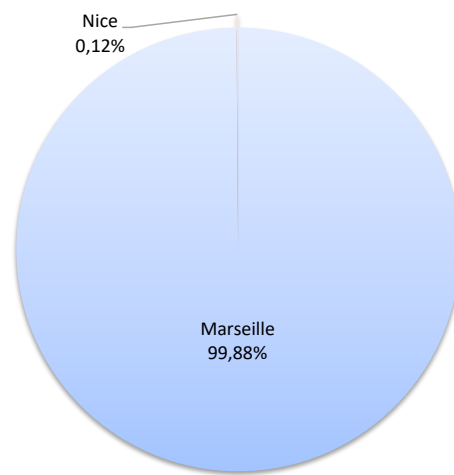
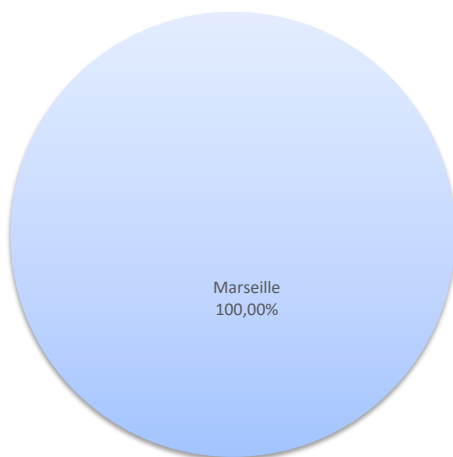
<b>3 491</b>	<b>6 521</b>	<b>86,79%</b>
--------------	--------------	---------------

<b>76 330</b>	<b>96 305</b>	<b>26,17%</b>
---------------	---------------	---------------

LIGNES  
REGULIERS NAT° ET INTERNAT°

Lignes	Pax	Variation n-1
Marseille	5 344	53,08%
Nice	0	-

Lignes	Pax	Variation n-1
Marseille	86 507	20,40%
Nice	100	-



COMPAGNIES  
REGULIERS NAT° ET INTERNAT°

Compagnies	Pax	Variation n-1
La Méridionale	5 344	53,08%
Corsica Linea	0	-

Compagnies	Pax	Variation n-1
La Méridionale	86 507	22,90%
Corsica Linea	0	-100,00%

