

Ports de Commerce de Corse

Porti di Commerciù di Corsica

Mensuel

U Misincu

Marchandises 2022

Marcanzzii 2022

oct-22

MARCHANDISES GLOBAL
(Tonnage incluant la Tare)

| TOTAL PORTS | Marchandises du 1er au 31 octobre | | | Cumul Marchandises depuis le 1er Janvier | | |
|------------------------|-----------------------------------|----------------|---------------|--|------------------|---------------|
| | 2021 | 2022 | Variation | 2021 | 2022 | Variation |
| Régulier National | 233 190 | 227 717 | -2,35% | 2 307 431 | 2 381 390 | 3,21% |
| Régulier International | 49 796 | 52 003 | 4,43% | 473 307 | 457 996 | -3,23% |
| TOTAL | 282 986 | 279 720 | -1,15% | 2 780 738 | 2 839 386 | 2,11% |
| Hydrocarbures | 33 848 | 47 772 | 41,14% | 436 468 | 561 813 | 28,72% |
| Ciment | 15 386 | 12 736 | -17,22% | 109 409 | 96 901 | -11,43% |
| TOTAL | 49 234 | 60 508 | 22,90% | 545 877 | 658 714 | 20,67% |
| TOTAL | 332 220 | 340 228 | 2,41% | 3 326 615 | 3 498 100 | 5,15% |

| AJACCIO | Marchandises du 1er au 31 octobre | | | Cumul Marchandises depuis le 1er Janvier | | |
|------------------------|-----------------------------------|---------------|---------------|--|----------------|---------------|
| | 2021 | 2022 | Variation | 2021 | 2022 | Variation |
| Régulier National | 74 010 | 70 898 | -4,20% | 729 739 | 751 267 | 2,95% |
| Régulier International | 941 | 1 630 | 73,22% | 8 975 | 9 875 | 10,03% |
| TOTAL | 74 951 | 72 528 | -3,23% | 738 714 | 761 142 | 3,04% |
| Hydrocarbures | 17 308 | 19 700 | 13,82% | 159 561 | 183 578 | 15,05% |
| Ciment | 3 867 | 4 159 | 7,55% | 30 282 | 29 823 | -1,52% |
| TOTAL | 21 175 | 23 859 | 12,68% | 189 843 | 213 401 | 12,41% |
| TOTAL | 96 126 | 96 387 | 0,27% | 928 557 | 974 543 | 4,95% |

| BASTIA | Marchandises du 1er au 31 octobre | | | Cumul Marchandises depuis le 1er Janvier | | |
|------------------------|-----------------------------------|----------------|---------------|--|------------------|---------------|
| | 2021 | 2022 | Variation | 2021 | 2022 | Variation |
| Régulier National | 118 254 | 113 735 | -3,82% | 1 162 396 | 1 170 649 | 0,71% |
| Régulier International | 40 089 | 42 112 | 5,05% | 380 900 | 374 849 | -1,59% |
| TOTAL | 158 343 | 155 847 | -1,58% | 1 543 296 | 1 545 498 | 0,14% |
| Hydrocarbures | 16 540 | 26 650 | 61,12% | 274 707 | 370 741 | 34,96% |
| Ciment | 5 256 | 3 337 | -36,51% | 31 903 | 25 119 | -21,26% |
| TOTAL | 21 796 | 29 987 | 37,58% | 306 610 | 395 860 | 29,11% |
| TOTAL | 180 139 | 185 834 | 3,16% | 1 849 906 | 1 941 358 | 4,94% |

| BONIFACIO | Marchandises du 1er au 31 octobre | | | Cumul Marchandises depuis le 1er Janvier | | |
|------------------------|-----------------------------------|--------------|---------------|--|---------------|---------------|
| | 2021 | 2022 | Variation | 2021 | 2022 | Variation |
| Régulier National | 0 | 0 | - | 0 | 0 | - |
| Régulier International | 8 755 | 8 225 | -6,05% | 75 624 | 70 269 | -7,08% |
| TOTAL | 8 755 | 8 225 | -6,05% | 75 624 | 70 269 | -7,08% |
| Hydrocarbures | 0 | 0 | - | 0 | 0 | - |
| Ciment | 0 | 0 | - | 0 | 0 | - |
| TOTAL | 0 | 0 | - | 0 | 0 | - |
| TOTAL | 8 755 | 8 225 | -6,05% | 75 624 | 70 269 | -7,08% |

| L'ILE-ROUSSE | Marchandises du 1er au 31 octobre | | | Cumul Marchandises depuis le 1er Janvier | | |
|------------------------|-----------------------------------|---------------|---------------|--|----------------|---------------|
| | 2021 | 2022 | Variation | 2021 | 2022 | Variation |
| Régulier National | 12 605 | 14 022 | 11,24% | 129 283 | 147 884 | 14,39% |
| Régulier International | 0 | 0 | - | 6 742 | 2 967 | -55,99% |
| TOTAL | 12 605 | 14 022 | 11,24% | 136 025 | 150 851 | 10,90% |
| Hydrocarbures | 0 | 0 | - | 0 | 0 | - |
| Ciment | 2 244 | 2 608 | 16,22% | 17 344 | 19 459 | 12,19% |
| TOTAL | 2 244 | 2 608 | 16,22% | 17 344 | 19 459 | 12,19% |
| TOTAL | 14 849 | 16 630 | 11,99% | 153 369 | 170 310 | 11,05% |

| PORTO-VECCHIO | Marchandises du 1er au 31 octobre | | | Cumul Marchandises depuis le 1er Janvier | | |
|------------------------|-----------------------------------|---------------|----------------|--|----------------|----------------|
| | 2021 | 2022 | Variation | 2021 | 2022 | Variation |
| Régulier National | 22 041 | 21 304 | -3,34% | 217 653 | 230 325 | 5,82% |
| Régulier International | 11 | 36 | 227,27% | 1 066 | 36 | -96,62% |
| TOTAL | 22 052 | 21 340 | -3,23% | 218 719 | 230 361 | 5,32% |
| Hydrocarbures | 0 | 0 | - | 0 | 0 | - |
| Ciment | 3 563 | 2 315 | -35,03% | 27 601 | 21 473 | -22,20% |
| TOTAL | 3 563 | 2 315 | -35,03% | 27 601 | 21 473 | -22,20% |
| TOTAL | 25 615 | 23 655 | -7,65% | 246 320 | 251 834 | 2,24% |

| PROPRIANO | Marchandises du 1er au 31 octobre | | | Cumul Marchandises depuis le 1er Janvier | | |
|------------------------|-----------------------------------|--------------|----------------|--|---------------|---------------|
| | 2021 | 2022 | Variation | 2021 | 2022 | Variation |
| Régulier National | 6 280 | 7 758 | 23,54% | 68 360 | 81 265 | 18,88% |
| Régulier International | 0 | 0 | - | 0 | 0 | - |
| TOTAL | 6 280 | 7 758 | 23,54% | 68 360 | 81 265 | 18,88% |
| Hydrocarbures | 0 | 1 422 | - | 2 200 | 7 494 | 240,64% |
| Ciment | 456 | 317 | -30,48% | 2 279 | 1 027 | -54,94% |
| TOTAL | 456 | 1 739 | 281,36% | 4 479 | 8 521 | 90,24% |
| TOTAL | 6 736 | 9 497 | 40,99% | 72 839 | 89 786 | 23,27% |

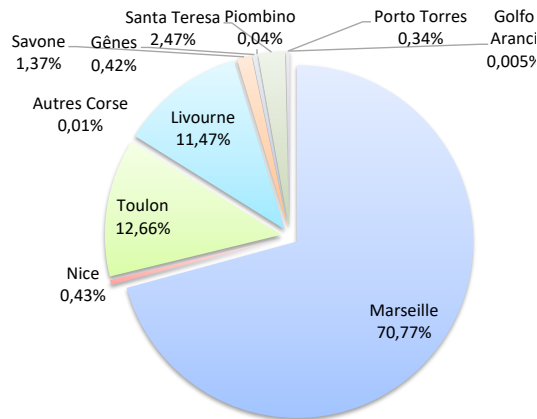
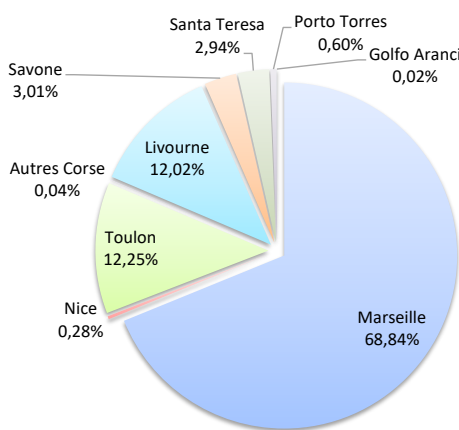
MARCHANDISES

(Tonnage incluant la Tare)

| | Marchandises du 1er au 31 octobre | | | Cumul Marchandises depuis le 1er Janvier | | |
|--------------------|-----------------------------------|----------------|---------------|--|------------------|---------------|
| | 2021 | 2022 | Variation | 2021 | 2022 | Variation |
| Régulier National | 233 190 | 227 717 | -2,35% | 2 307 431 | 2 381 390 | 3,21% |
| Régulier Internat* | 49 796 | 52 003 | 4,43% | 473 307 | 457 996 | -3,23% |
| TOTAL | 282 986 | 279 720 | -1,15% | 2 780 738 | 2 839 386 | 2,11% |
| Croisières | 0 | 0 | - | 0 | 0 | - |
| Hydrocarbures | 33 848 | 47 772 | 41,14% | 436 468 | 561 813 | 28,72% |
| Ciment | 15 386 | 12 736 | -17,22% | 109 409 | 96 901 | -11,43% |
| TOTAL | 49 234 | 60 508 | 22,90% | 545 877 | 658 714 | 20,67% |
| TOTAL | 332 220 | 340 228 | 2,41% | 3 326 615 | 3 498 100 | 5,15% |

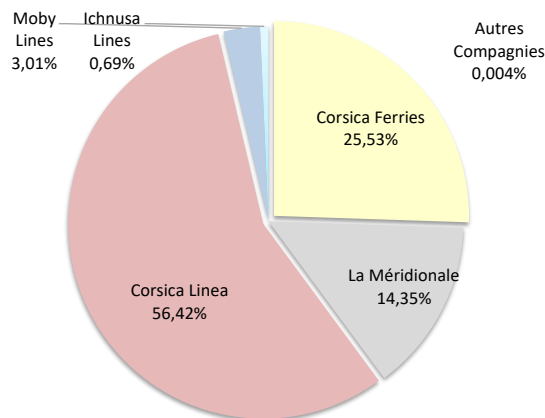
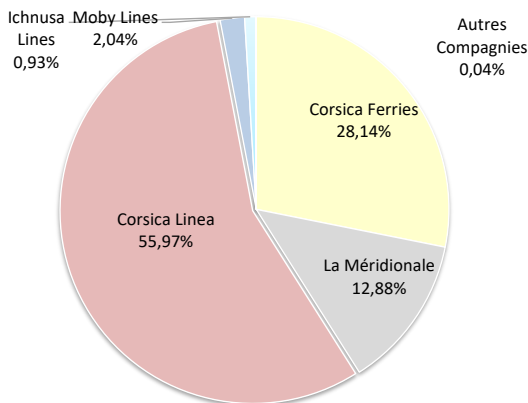
LIGNES
REGULIERS NAT° ET INTERNAT°

| Lignes | Marchandises | Variation n-1 | Lignes | Marchandises | Variation n-1 |
|---------------|--------------|---------------|---------------|--------------|---------------|
| Marseille | 192 572 | -1,75% | Marseille | 2 009 418 | 5,08% |
| Nice | 784 | 25,04% | Nice | 12 293 | -3,52% |
| Toulon | 34 256 | -5,09% | Toulon | 359 473 | -5,11% |
| Autres Corse | 105 | -77,42% | Autres Corse | 206 | -94,30% |
| Livourne | 33 633 | 3,10% | Livourne | 325 731 | -8,18% |
| Savone | 8 433 | 14,99% | Savone | 39 026 | 63,80% |
| Gênes | 0 | - | Gênes | 12 016 | 353,78% |
| Piombino | 0 | - | Piombino | 1 120 | 17,77% |
| Santa Teresa | 8 225 | -6,05% | Santa Teresa | 70 269 | -5,75% |
| Porto Torres | 1 666 | -6,05% | Porto Torres | 9 701 | -3,23% |
| Golfo Aranci | 46 | -65,41% | Golfo Aranci | 133 | -84,78% |
| Autres Inter. | 0 | - | Autres Inter. | 0 | -100,00% |



COMPAGNIES
REGULIERS NAT° et INTERNAT°

| Compagnies | Marchandises | Variation n-1 | Compagnies | Marchandises | Variation n-1 |
|-------------------|--------------|---------------|-------------------|--------------|---------------|
| Corsica Ferries | 78 726 | 1,03% | Corsica Ferries | 724 831 | -2,26% |
| La Méridionale | 36 022 | -1,18% | La Méridionale | 407 494 | 19,51% |
| Corsica Linea | 156 550 | -2,07% | Corsica Linea | 1 601 924 | 1,73% |
| Moby Lines | 5 712 | -34,76% | Moby Lines | 85 571 | -23,23% |
| Ichnusa Lines | 2 610 | - | Ichnusa Lines | 19 466 | 203,26% |
| Autres Compagnies | 100 | - | Autres Compagnies | 100 | - |



PORTS DE COMMERCE DE CORSE

octobre 2022

MARCHANDISES PAR COMPAGNIE

(Tonnage incluant la Tare)

MENSUEL

| National | Ajaccio | Bastia | Bonifacio | L'Ile-Rousse | Porto-Vecchio | Propriano | Total | Variation/V | Variation/% |
|--------------------------------|---------------|----------------|---------------|---------------|----------------|---------------|----------------|---------------|---------------|
| Corsica Ferries | 11 547 | 22 788 | 0 | 400 | 310 | 0 | 35 045 | -1 840 | -4,99% |
| La Méridionale | 28 364 | 0 | 0 | 0 | 0 | 7 658 | 36 022 | -429 | -1,18% |
| Corsica Linea | 30 987 | 90 947 | 0 | 13 622 | 20 994 | 0 | 156 550 | -3 304 | -2,07% |
| Autres Compagnies | 0 | 0 | 0 | 0 | 0 | 100 | 100 | 100 | - |
| Total | 70 898 | 113 735 | 0 | 14 022 | 21 304 | 7 758 | 227 717 | -5 473 | -2,35% |
| <i>Variation Volume /(n-1)</i> | <i>-3 112</i> | <i>-4 519</i> | <i>0</i> | <i>1 417</i> | <i>-737</i> | <i>1 478</i> | <i>-5 473</i> | | |
| <i>Variation % / (n-1)</i> | <i>-4,20%</i> | <i>-3,82%</i> | <i>-</i> | <i>11,24%</i> | <i>-3,34%</i> | <i>23,54%</i> | <i>-2,35%</i> | | |
| International | Ajaccio | Bastia | Bonifacio | L'Ile-Rousse | Porto-Vecchio | Propriano | Total | Variation/V | Variation/% |
| Corsica Ferries | 1 630 | 42 015 | 0 | 0 | 36 | 0 | 43 681 | 2 640 | 6,43% |
| Moby Lines | 0 | 97 | 5 615 | 0 | 0 | 0 | 5 712 | -3 043 | -34,76% |
| Ichnusa Lines | 0 | 0 | 2 610 | 0 | 0 | 0 | 2 610 | 2 610 | - |
| Total | 1 630 | 42 112 | 8 225 | 0 | 36 | 0 | 52 003 | 2 207 | 4,43% |
| <i>Variation Volume /(n-1)</i> | <i>689</i> | <i>2 023</i> | <i>-530</i> | <i>0</i> | <i>25</i> | <i>0</i> | <i>2 207</i> | | |
| <i>Variation % / (n-1)</i> | <i>73,22%</i> | <i>5,05%</i> | <i>-6,05%</i> | <i>-</i> | <i>227,27%</i> | <i>-</i> | <i>4,43%</i> | | |
| Total | Ajaccio | Bastia | Bonifacio | L'Ile-Rousse | Porto-Vecchio | Propriano | Total | Variation/V | Variation/% |
| Corsica Ferries | 13 177 | 64 803 | 0 | 400 | 346 | 0 | 78 726 | 800 | 1,03% |
| La Méridionale | 28 364 | 0 | 0 | 0 | 0 | 7 658 | 36 022 | -429 | -1,18% |
| Corsica Linea | 30 987 | 90 947 | 0 | 13 622 | 20 994 | 0 | 156 550 | -3 304 | -2,07% |
| Moby Lines | 0 | 97 | 5 615 | 0 | 0 | 0 | 5 712 | -3 043 | -34,76% |
| Ichnusa Lines | 0 | 0 | 2 610 | 0 | 0 | 0 | 2 610 | 2 610 | - |
| Autres Compagnies | 0 | 0 | 0 | 0 | 0 | 100 | 100 | 100 | - |
| Total | 72 528 | 155 847 | 8 225 | 14 022 | 21 340 | 7 758 | 279 720 | -3 266 | -1,15% |
| <i>Variation Volume /(n-1)</i> | <i>-2 423</i> | <i>-2 496</i> | <i>-530</i> | <i>1 417</i> | <i>-712</i> | <i>1 478</i> | <i>-3 266</i> | | |
| <i>Variation % / (n-1)</i> | <i>-3,23%</i> | <i>-1,58%</i> | <i>-6,05%</i> | <i>11,24%</i> | <i>-3,23%</i> | <i>23,54%</i> | <i>-1,15%</i> | | |

Cumul depuis le 1er janvier

| National | Ajaccio | Bastia | Bonifacio | L'Ile-Rousse | Porto-Vecchio | Propriano | Total | Variation/V | Variation/% |
|--------------------------------|----------------|------------------|---------------|----------------|----------------|---------------|------------------|----------------|---------------|
| Corsica Ferries | 119 246 | 235 533 | 0 | 11 804 | 5 289 | 0 | 371 872 | -19 946 | -5,09% |
| La Méridionale | 326 329 | 0 | 0 | 0 | 0 | 81 165 | 407 494 | 66 529 | 19,51% |
| Corsica Linea | 305 692 | 935 116 | 0 | 136 080 | 225 036 | 0 | 1 601 924 | 27 276 | 1,73% |
| Autres Compagnies | 0 | 0 | 0 | 0 | 0 | 100 | 100 | 100 | - |
| Total | 751 267 | 1 170 649 | 0 | 147 884 | 230 325 | 81 265 | 2 381 390 | 73 959 | 3,21% |
| <i>Variation Volume /(n-1)</i> | <i>21 528</i> | <i>8 253</i> | <i>0</i> | <i>18 601</i> | <i>12 672</i> | <i>12 905</i> | <i>73 959</i> | | |
| <i>Variation % / (n-1)</i> | <i>2,95%</i> | <i>0,71%</i> | <i>-</i> | <i>14,39%</i> | <i>5,82%</i> | <i>18,88%</i> | <i>3,21%</i> | | |
| International | Ajaccio | Bastia | Bonifacio | L'Ile-Rousse | Porto-Vecchio | Propriano | Total | Variation/V | Variation/% |
| Corsica Ferries | 9 875 | 340 081 | 0 | 2 967 | 36 | 0 | 352 959 | 3 181 | 0,91% |
| Moby Lines | 0 | 34 768 | 50 803 | 0 | 0 | 0 | 85 571 | -25 892 | -23,23% |
| Ichnusa Lines | 0 | 0 | 19 466 | 0 | 0 | 0 | 19 466 | 13 047 | 203,26% |
| Autres Compagnies | 0 | 0 | 0 | 0 | 0 | 0 | 0 | -5 647 | -100,00% |
| Total | 9 875 | 374 849 | 70 269 | 2 967 | 36 | 0 | 457 996 | -15 311 | -3,23% |
| <i>Variation Volume /(n-1)</i> | <i>900</i> | <i>-6 051</i> | <i>-5 355</i> | <i>-3 775</i> | <i>-1 030</i> | <i>0</i> | <i>-15 311</i> | | |
| <i>Variation % / (n-1)</i> | <i>10,03%</i> | <i>-1,59%</i> | <i>-7,08%</i> | <i>-55,99%</i> | <i>-96,62%</i> | <i>-</i> | <i>-3,23%</i> | | |
| Total | Ajaccio | Bastia | Bonifacio | L'Ile-Rousse | Porto-Vecchio | Propriano | Total | Variation/V | Variation/% |
| Corsica Ferries | 129 121 | 575 614 | 0 | 14 771 | 5 325 | 0 | 724 831 | -16 765 | -2,26% |
| La Méridionale | 326 329 | 0 | 0 | 0 | 0 | 81 165 | 407 494 | 66 529 | 19,51% |
| Corsica Linea | 305 692 | 935 116 | 0 | 136 080 | 225 036 | 0 | 1 601 924 | 27 276 | 1,73% |
| Moby Lines | 0 | 34 768 | 50 803 | 0 | 0 | 0 | 85 571 | -25 892 | -23,23% |
| Ichnusa Lines | 0 | 0 | 19 466 | 0 | 0 | 0 | 19 466 | 13 047 | 203,26% |
| Autres Compagnies | 0 | 0 | 0 | 0 | 0 | 100 | 100 | -5 547 | -98,23% |
| Total | 761 142 | 1 545 498 | 70 269 | 150 851 | 230 361 | 81 265 | 2 839 386 | 58 648 | 2,11% |
| <i>Variation Volume /(n-1)</i> | <i>22 428</i> | <i>2 202</i> | <i>-5 355</i> | <i>14 826</i> | <i>11 642</i> | <i>12 905</i> | <i>58 648</i> | | |
| <i>Variation % / (n-1)</i> | <i>3,04%</i> | <i>0,14%</i> | <i>-7,08%</i> | <i>10,90%</i> | <i>5,32%</i> | <i>18,88%</i> | <i>2,11%</i> | | |