

**Ports de Commerce de Corse**

**Porti di Commerciù di Corsica**

**Mensuel**

***U Misincu***

**Marchandises 2022**

***Marcanzzii 2022***

**mars 2022**

# PORTS DE COMMERCE DE CORSE

mars 2022

## MARCHANDISES GLOBAL

TOTAL PORTS
Régulier National
Régulier International
<b>TOTAL</b>
Hydrocarbures
Ciment
<b>TOTAL</b>
<b>TOTAL</b>

Marchandises du 1er au 31 mars		
2021	2022	Variation
242 594	264 579	9,06%
61 520	59 956	-2,54%
<b>304 114</b>	<b>324 535</b>	<b>6,71%</b>
23 406	47 269	101,95%
14 878	15 578	4,70%
<b>38 284</b>	<b>62 847</b>	<b>64,16%</b>
<b>342 398</b>	<b>387 382</b>	<b>13,14%</b>

Cumul Marchandises depuis le 1er Janvier		
2021	2022	Variation
656 623	706 136	7,54%
148 083	151 536	2,33%
<b>804 706</b>	<b>857 672</b>	<b>6,58%</b>
84 813	145 331	71,35%
35 811	37 127	3,67%
<b>120 624</b>	<b>182 458</b>	<b>51,26%</b>
<b>925 330</b>	<b>1 040 130</b>	<b>12,41%</b>

AJACCIO
Régulier National
Régulier International
<b>TOTAL</b>
Hydrocarbures
Ciment
<b>TOTAL</b>
<b>TOTAL</b>

Marchandises du 1er au 31 mars		
2021	2022	Variation
76 565	87 090	13,75%
1 679	1 579	-5,96%
<b>78 244</b>	<b>88 669</b>	<b>13,32%</b>
11 321	18 002	59,01%
3 877	4 894	26,23%
<b>15 198</b>	<b>22 896</b>	<b>50,65%</b>
<b>93 442</b>	<b>111 565</b>	<b>19,39%</b>

Cumul Marchandises depuis le 1er Janvier		
2021	2022	Variation
209 861	225 557	7,48%
3 657	4 183	14,38%
<b>213 518</b>	<b>229 740</b>	<b>7,60%</b>
34 174	51 233	49,92%
9 676	10 698	10,56%
<b>43 850</b>	<b>61 931</b>	<b>41,23%</b>
<b>257 368</b>	<b>291 671</b>	<b>13,33%</b>

BASTIA
Régulier National
Régulier International
<b>TOTAL</b>
Hydrocarbures
Ciment
<b>TOTAL</b>
<b>TOTAL</b>

Marchandises du 1er au 31 mars		
2021	2022	Variation
124 265	125 822	1,25%
51 487	50 929	-1,08%
<b>175 752</b>	<b>176 751</b>	<b>0,57%</b>
12 085	27 770	129,79%
4 341	4 109	-5,34%
<b>16 426</b>	<b>31 879</b>	<b>94,08%</b>
<b>192 178</b>	<b>208 630</b>	<b>8,56%</b>

Cumul Marchandises depuis le 1er Janvier		
2021	2022	Variation
337 161	356 318	5,68%
124 168	125 935	1,42%
<b>461 329</b>	<b>482 253</b>	<b>4,54%</b>
50 639	91 020	79,74%
9 307	11 031	18,52%
<b>59 946</b>	<b>102 051</b>	<b>70,24%</b>
<b>521 275</b>	<b>584 304</b>	<b>12,09%</b>

BONIFACIO
Régulier National
Régulier International
<b>TOTAL</b>
Hydrocarbures
Ciment
<b>TOTAL</b>
<b>TOTAL</b>

Marchandises du 1er au 31 mars		
2021	2022	Variation
0	0	-
8 133	7 117	-12,49%
<b>8 133</b>	<b>7 117</b>	<b>-12,49%</b>
0	0	-
0	0	-
<b>0</b>	<b>0</b>	<b>-</b>
<b>8 133</b>	<b>7 117</b>	<b>-12,49%</b>

Cumul Marchandises depuis le 1er Janvier		
2021	2022	Variation
0	0	-
19 825	19 807	-0,09%
<b>19 825</b>	<b>19 807</b>	<b>-0,09%</b>
0	0	-
0	0	-
<b>0</b>	<b>0</b>	<b>-</b>
<b>19 825</b>	<b>19 807</b>	<b>-0,09%</b>

L'ILE-ROUSSE
Régulier National
Régulier International
<b>TOTAL</b>
Hydrocarbures
Ciment
<b>TOTAL</b>
<b>TOTAL</b>

Marchandises du 1er au 31 mars		
2021	2022	Variation
13 212	15 051	13,92%
221	331	49,77%
<b>13 433</b>	<b>15 382</b>	<b>14,51%</b>
0	0	-
2 488	3 208	28,94%
<b>2 488</b>	<b>3 208</b>	<b>28,94%</b>
<b>15 921</b>	<b>18 590</b>	<b>16,76%</b>

Cumul Marchandises depuis le 1er Janvier		
2021	2022	Variation
37 472	36 922	-1,47%
433	1 611	272,06%
<b>37 905</b>	<b>38 533</b>	<b>1,66%</b>
0	0	-
5 871	6 420	9,35%
<b>5 871</b>	<b>6 420</b>	<b>9,35%</b>
<b>43 776</b>	<b>44 953</b>	<b>2,69%</b>

PORTO-VECCHIO
Régulier National
Régulier International
<b>TOTAL</b>
Hydrocarbures
Ciment
<b>TOTAL</b>
<b>TOTAL</b>

Marchandises du 1er au 31 mars		
2021	2022	Variation
22 183	28 092	26,64%
0	0	-
<b>22 183</b>	<b>28 092</b>	<b>26,64%</b>
0	0	-
4 172	3 367	-19,30%
<b>4 172</b>	<b>3 367</b>	<b>-19,30%</b>
<b>26 355</b>	<b>31 459</b>	<b>19,37%</b>

Cumul Marchandises depuis le 1er Janvier		
2021	2022	Variation
56 002	67 402	20,36%
0	0	-
<b>56 002</b>	<b>67 402</b>	<b>20,36%</b>
0	0	-
10 957	8 978	-18,06%
<b>10 957</b>	<b>8 978</b>	<b>-18,06%</b>
<b>66 959</b>	<b>76 380</b>	<b>14,07%</b>

PROPRIANO
Régulier National
Régulier International
<b>TOTAL</b>
Hydrocarbures
Ciment
<b>TOTAL</b>
<b>TOTAL</b>

Marchandises du 1er au 31 mars		
2021	2022	Variation
6 369	8 524	33,84%
0	0	-
<b>6 369</b>	<b>8 524</b>	<b>33,84%</b>
0	1 497	-
0	0	-
<b>0</b>	<b>1 497</b>	<b>-</b>
<b>6 369</b>	<b>10 021</b>	<b>57,34%</b>

Cumul Marchandises depuis le 1er Janvier		
2021	2022	Variation
16 127	19 937	23,62%
0	0	-
<b>16 127</b>	<b>19 937</b>	<b>23,62%</b>
0	3 078	-
0	0	-
<b>0</b>	<b>3 078</b>	<b>-</b>
<b>16 127</b>	<b>23 015</b>	<b>42,71%</b>

# PORTS DE COMMERCE DE CORSE

mars 2022

## MARCHANDISES

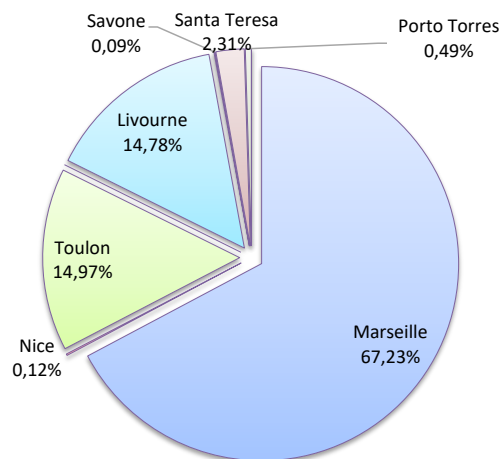
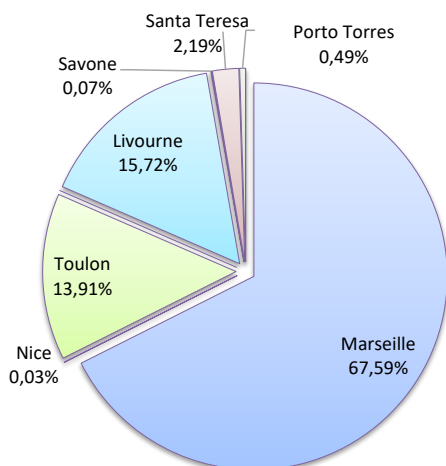
	Marchandises du 1er au 31 mars		
	2021	2022	Variation
Régulier National	242 594	264 579	9,06%
Régulier Internat°	61 520	59 956	-2,54%
<b>TOTAL</b>	<b>304 114</b>	<b>324 535</b>	<b>6,71%</b>
Hydrocarbures	23 406	47 269	101,95%
Ciment	14 878	15 578	4,70%
<b>TOTAL</b>	<b>38 284</b>	<b>62 847</b>	<b>64,16%</b>
<b>TOTAL</b>	<b>342 398</b>	<b>387 382</b>	<b>13,14%</b>

	Cumul Marchandises depuis le 1er Janvier		
	2021	2022	Variation
Régulier National	656 623	706 136	7,54%
Régulier Internat°	148 083	151 536	2,33%
<b>TOTAL</b>	<b>804 706</b>	<b>857 672</b>	<b>6,58%</b>
Hydrocarbures	84 813	145 331	71,35%
Ciment	35 811	37 127	3,67%
<b>TOTAL</b>	<b>120 624</b>	<b>182 458</b>	<b>51,26%</b>
<b>TOTAL</b>	<b>925 330</b>	<b>1 040 130</b>	<b>12,41%</b>

**LIGNES**  
REGULIERS NAT° ET INTERNAT°

Lignes	Marchandises	Variation n-1
Marseille	219 347	12,35%
Nice	84	0,00%
Toulon	45 148	-4,51%
Autres Nat.	0	-
Livourne	51 027	-1,32%
Savone	233	-
Piombino	0	-
Santa Teresa	7 117	-12,49%
Porto Torres	1 579	-12,49%
Autres Inter.	0	-

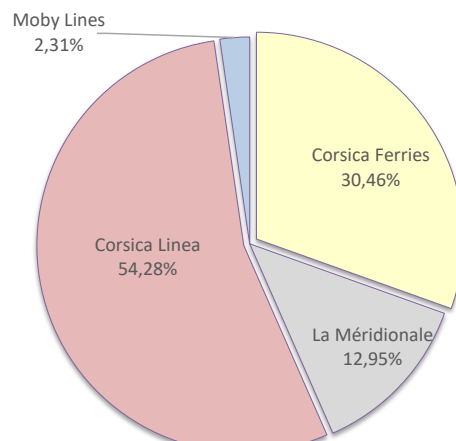
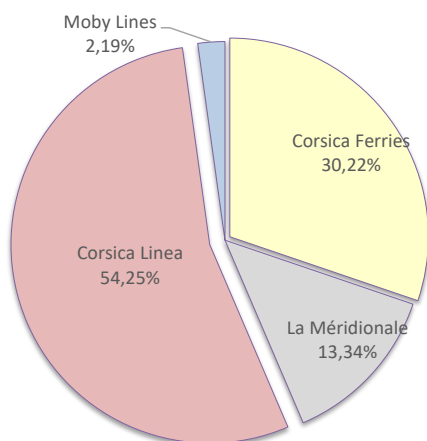
Lignes	Marchandises	Variation n-1
Marseille	576 640	8,31%
Nice	1 061	245,60%
Toulon	128 435	7,63%
Autres Nat.	0	-100,00%
Livourne	126 791	1,87%
Savone	755	-
Piombino	0	-100,00%
Santa Teresa	19 807	5,47%
Porto Torres	4 183	14,38%
Autres Inter.	0	-100,00%



**COMPAGNIES**  
REGULIERS NAT° et INTERNAT°

Compagnies	Marchandises	Variation n-1
Corsica Ferries	98 071	-2,66%
La Méditerranéenne	43 288	27,37%
Corsica Linea	176 059	9,19%
Moby Lines	7 117	-12,49%

Compagnies	Marchandises	Variation n-1
Corsica Ferries	261 225	5,38%
La Méditerranéenne	111 079	43,37%
Corsica Linea	465 561	2,34%
Moby Lines	19 807	5,47%

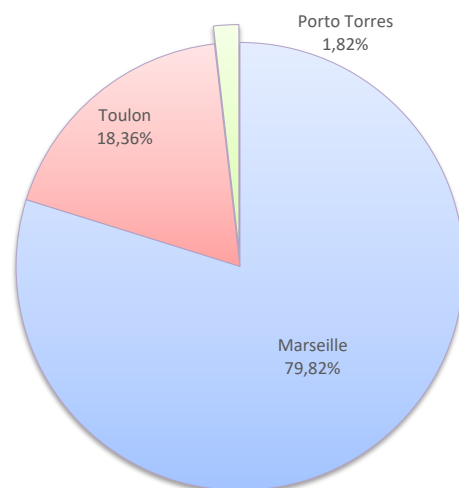
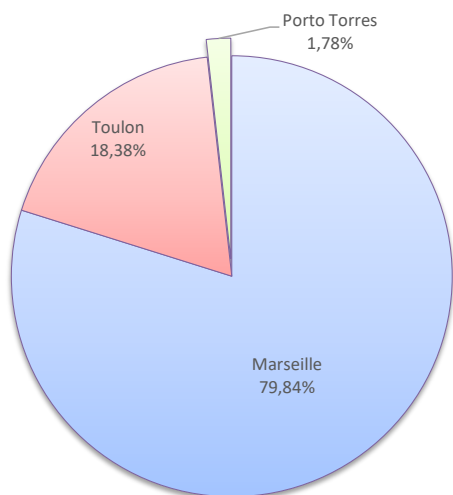


MARCHANDISES

	Marchandises du 1er au 31 mars			Cumul Marchandises depuis le 1er Janvier		
	2021	2022	Variation	2021	2022	Variation
Régulier National	76 565	87 090	13,75%	209 861	225 557	7,48%
Régulier Internat°	1 679	1 579	-5,96%	3 657	4 183	14,38%
<b>TOTAL</b>	<b>78 244</b>	<b>88 669</b>	<b>13,32%</b>	<b>213 518</b>	<b>229 740</b>	<b>7,60%</b>
Hydrocarbures	11 321	18 002	59,01%	34 174	51 233	49,92%
Ciment	3 877	4 894	26,23%	9 676	10 698	10,56%
<b>TOTAL</b>	<b>15 198</b>	<b>22 896</b>	<b>50,65%</b>	<b>43 850</b>	<b>61 931</b>	<b>41,23%</b>
<b>TOTAL</b>	<b>93 442</b>	<b>111 565</b>	<b>19,39%</b>	<b>257 368</b>	<b>291 671</b>	<b>13,33%</b>

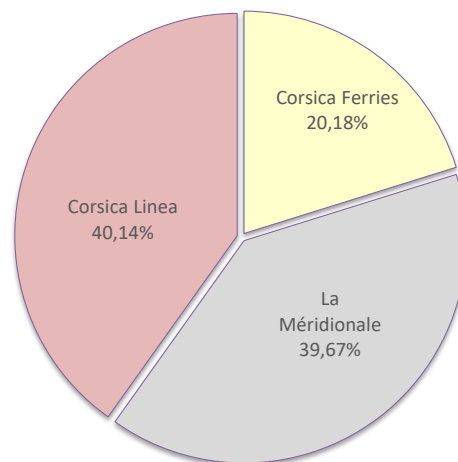
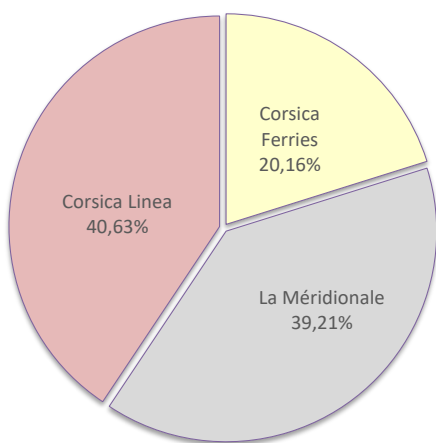
**LIGNES**  
REGULIERS NAT° ET INTERNAT°

Lignes	Marchandises	Variation n-1	Lignes	Marchandises	Variation n-1
Marseille	70 794	14,96%	Marseille	183 371	5,98%
Toulon	16 296	8,76%	Toulon	42 186	14,52%
Porto Torres	1 579	-5,96%	Porto Torres	4 183	14,38%



**COMPAGNIES**  
REGULIERS NAT° ET INTERNAT°

Compagnies	Marchandises	Variation n-1	Compagnies	Marchandises	Variation n-1
Corsica Ferries	17 875	7,27%	Corsica Ferries	46 369	14,51%
La Méridionale	34 764	19,56%	La Méridionale	91 142	213,46%
Corsica Linea	36 030	10,84%	Corsica Linea	92 229	-35,93%



# PORT DE COMMERCE DE BASTIA

mars 2022

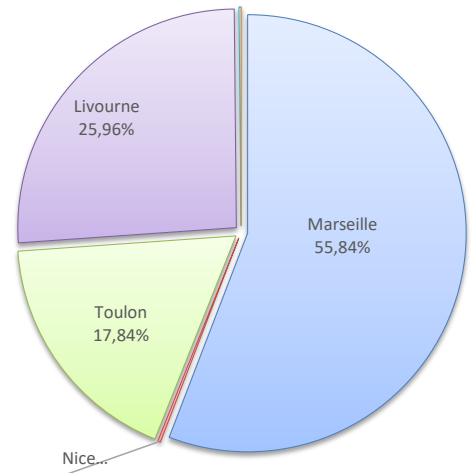
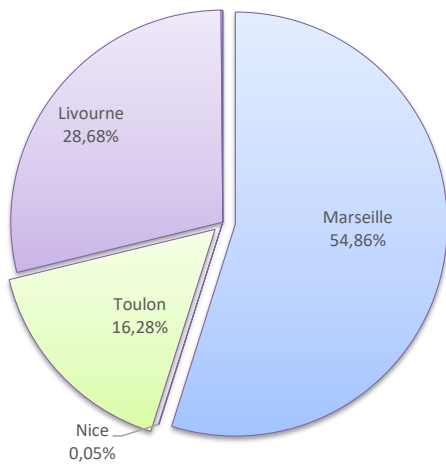
## MARCHANDISES

	Marchandises du 1er au 31 mars			Cumul Marchandises depuis le 1er Janvier		
	2021	2022	Variation	2021	2022	Variation
Régulier National	124 265	125 822	1,25%	337 161	356 318	5,68%
Régulier Internat°	51 487	50 929	-1,08%	124 168	125 935	1,42%
<b>TOTAL</b>	<b>175 752</b>	<b>176 751</b>	<b>0,57%</b>	<b>461 329</b>	<b>482 253</b>	<b>4,54%</b>
Hydrocarbures	12 085	27 770	129,79%	50 639	91 020	79,74%
Ciment	4 341	4 109	-5,34%	9 307	11 031	18,52%
<b>TOTAL</b>	<b>16 426</b>	<b>31 879</b>	<b>94,08%</b>	<b>59 946</b>	<b>102 051</b>	<b>70,24%</b>
<b>TOTAL</b>	<b>192 178</b>	<b>208 630</b>	<b>8,56%</b>	<b>521 275</b>	<b>584 304</b>	<b>12,09%</b>

### LIGNES REGULIERS NAT° ET INTERNAT°

Lignes	Marchandises	Variation n-1
Marseille	96 960	5,36%
Nice	84	-
Toulon	28 778	-10,72%
Livourne	50 696	-1,54%
Savone	233	-
Piombino	0	-

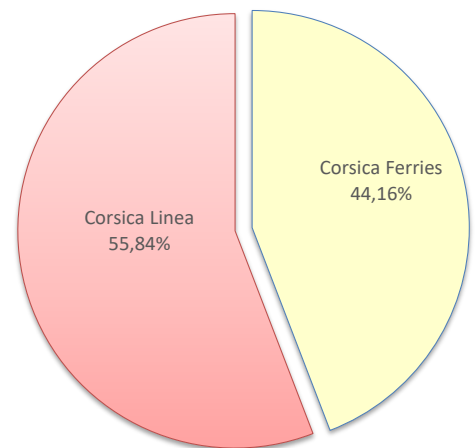
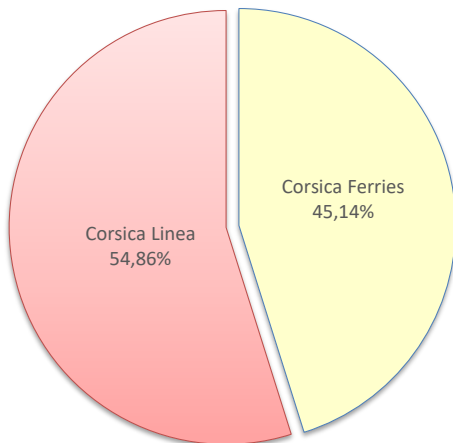
Lignes	Marchandises	Variation n-1
Marseille	269 307	5,74%
Nice	954	675,61%
Toulon	86 057	4,51%
Livourne	125 180	0,92%
Savone	755	-
Piombino	0	-100,00%



### COMPAGNIES REGULIERS NAT° ET INTERNAT°

Compagnies	Marchandises	Variation n-1
Corsica Ferries	79 791	-4,69%
Corsica Linea	96 960	5,36%

Compagnies	Marchandises	Variation n-1
Corsica Ferries	212 946	3,05%
Corsica Linea	269 307	5,74%



# PORT DE COMMERCE DE BONIFACIO

mars 2022

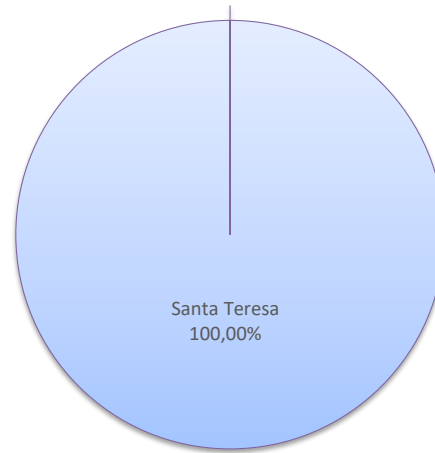
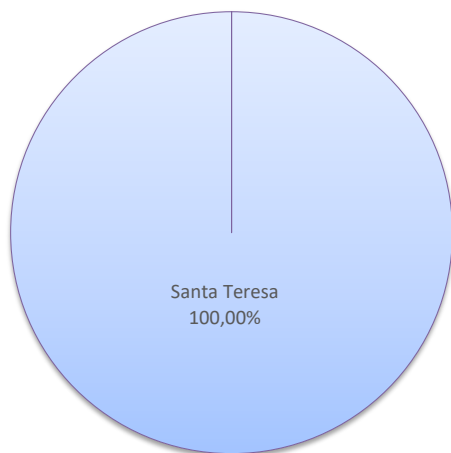
## MARCHANDISES

	Marchandises du 1er au 31 mars			Cumul Marchandises depuis le 1er Janvier		
	2021	2022	Variation	2021	2022	Variation
Régulier National	0	0	-	0	0	-
Régulier Internat°	8 133	7 117	-12,49%	19 825	19 807	-0,09%
<b>TOTAL</b>	<b>8 133</b>	<b>7 117</b>	<b>-12,49%</b>	<b>19 825</b>	<b>19 807</b>	<b>-0,09%</b>
Hydrocarbures	0	0	-	0	0	-
Ciment	0	0	-	0	0	-
<b>TOTAL</b>	<b>0</b>	<b>0</b>	<b>-</b>	<b>0</b>	<b>0</b>	<b>-</b>
<b>TOTAL</b>	<b>8 133</b>	<b>7 117</b>	<b>-12,49%</b>	<b>19 825</b>	<b>19 807</b>	<b>-0,09%</b>

### LIGNES REGULIERS NAT° ET INTERNAT°

Lignes	Marchandises	Variation n-1
Santa Teresa	7 117	-12,49%
Autres Inter.	0	-

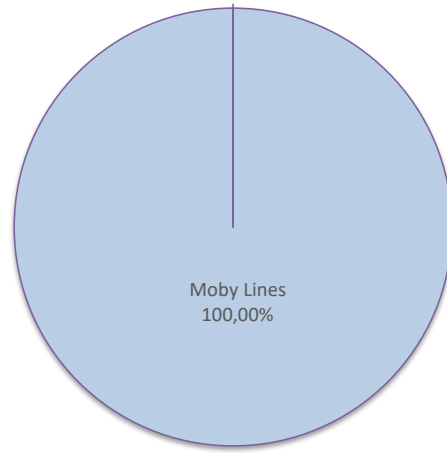
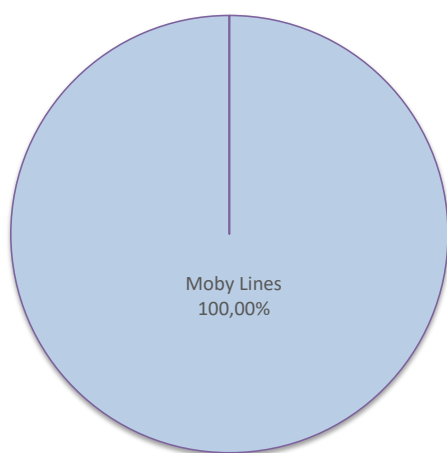
Lignes	Marchandises	Variation n-1
Santa Teresa	19 807	5,47%
Autres Inter.	0	-100,00%



### COMPAGNIES REGULIERS NAT° ET INTERNAT°

Compagnies	Marchandises	Variation n-1
Moby Lines	7 117	-12,49%
Autres Compagnies	0	-

Compagnies	Marchandises	Variation n-1
Moby Lines	19 807	5,47%
Autres Compagnies	0	-100,00%



# PORT DE COMMERCE DE L'ILE-ROUSSE

mars 2022

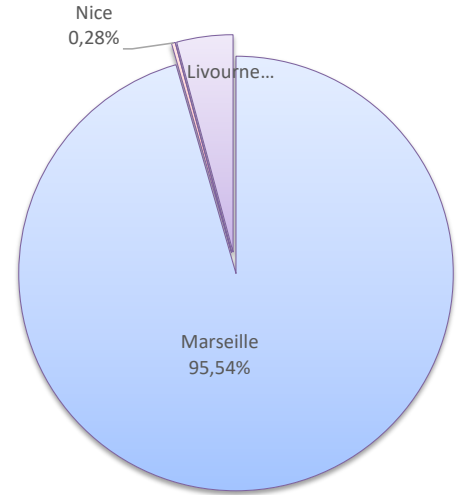
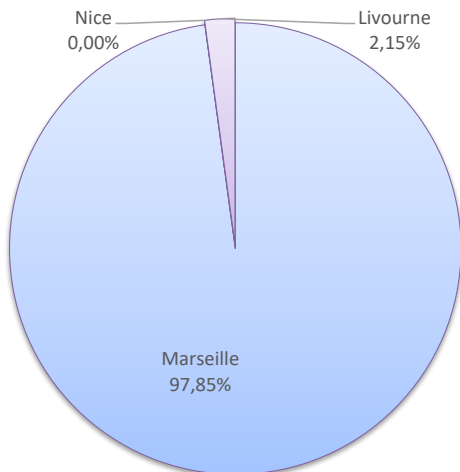
## MARCHANDISES

	Marchandises du 1er au 31 mars			Cumul Marchandises depuis le 1er Janvier		
	2021	2022	Variation	2021	2022	Variation
Régulier National	13 212	15 051	13,92%	37 472	36 922	-1,47%
Régulier Internat°	221	331	49,77%	433	1 611	272,06%
<b>TOTAL</b>	<b>13 433</b>	<b>15 382</b>	<b>14,51%</b>	<b>37 905</b>	<b>38 533</b>	<b>1,66%</b>
dont MD	890	1119	25,73%	2472	3043	23,10%
Hydrocarbures	0	0	-	0	0	-
Ciment	2 488	3 208	28,94%	5 871	6 420	9,35%
<b>TOTAL</b>	<b>2 488</b>	<b>3 208</b>	<b>28,94%</b>	<b>5 871</b>	<b>6 420</b>	<b>9,35%</b>
<b>TOTAL</b>	<b>15 921</b>	<b>18 590</b>	<b>16,76%</b>	<b>43 776</b>	<b>44 953</b>	<b>2,69%</b>

**LIGNES**  
REGULIERS NAT° ET INTERNAT°

Lignes	Marchandises	Variation n-1
Marseille	15 051	14,65%
Nice	0	-100,00%
Autres Nat.	0	-
Livourne	331	49,77%

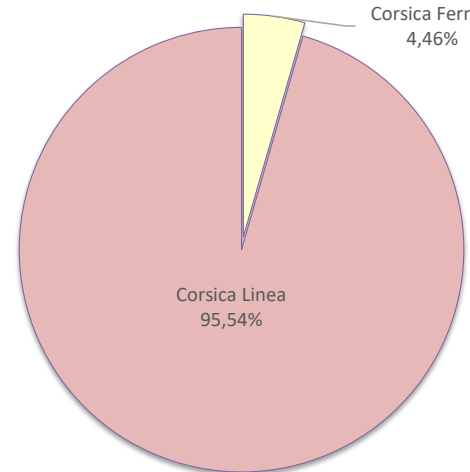
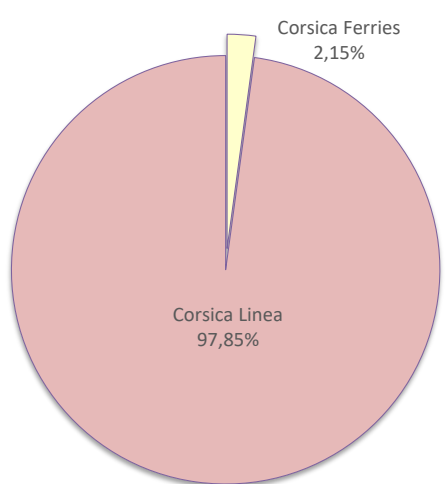
Lignes	Marchandises	Variation n-1
Marseille	36 815	12,63%
Nice	107	-41,85%
Autres Nat.	0	-100,00%
Livourne	1 611	272,06%



**COMPAGNIES**  
REGULIERS NAT° ET INTERNAT°

Compagnies	Marchandises	Variation n-1
Corsica Ferries	331	8,52%
Corsica Linea	15 051	14,65%

Compagnies	Marchandises	Variation n-1
Corsica Ferries	1 718	178,44%
Corsica Linea	36 815	12,63%



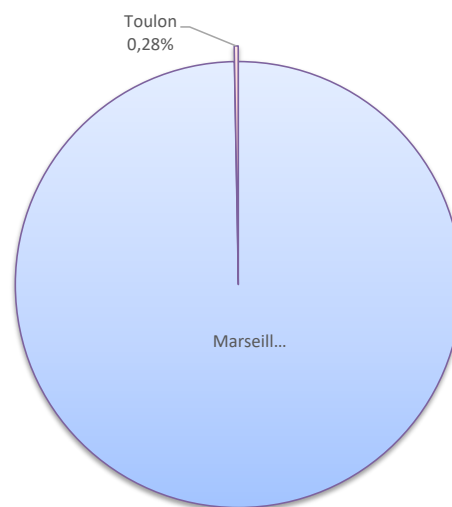
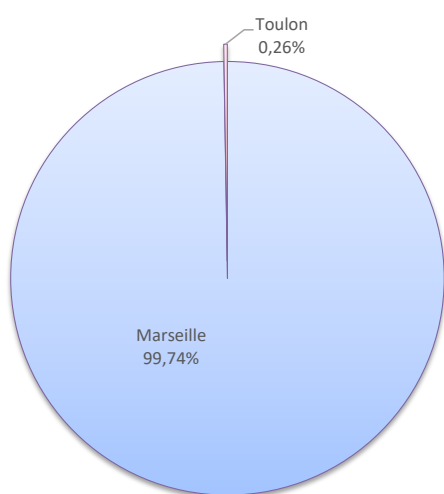
MARCHANDISES

	Marchandises du 1er au 31 mars			Cumul Marchandises depuis le 1er Janvier		
	2021	2022	Variation	2021	2022	Variation
Régulier National	22 183	28 092	26,64%	56 002	67 402	20,36%
Régulier Internat°	0	0	-	0	0	-
<b>TOTAL</b>	<b>22 183</b>	<b>28 092</b>	<b>26,64%</b>	<b>56 002</b>	<b>67 402</b>	<b>20,36%</b>
Hydrocarbures	0	0	-	0	0	-
Ciment	4 172	3 367	-19,30%	10 957	8 978	-18,06%
<b>TOTAL</b>	<b>4 172</b>	<b>3 367</b>	<b>-19,30%</b>	<b>10 957</b>	<b>8 978</b>	<b>-18,06%</b>
<b>TOTAL</b>	<b>26 355</b>	<b>31 459</b>	<b>19,37%</b>	<b>66 959</b>	<b>76 380</b>	<b>14,07%</b>

**LIGNES**  
REGULIERS NAT° ET INTERNAT°

Lignes	Marchandises	Variation n-1
Marseille	28 018	26,65%
Toulon	74	21,31%

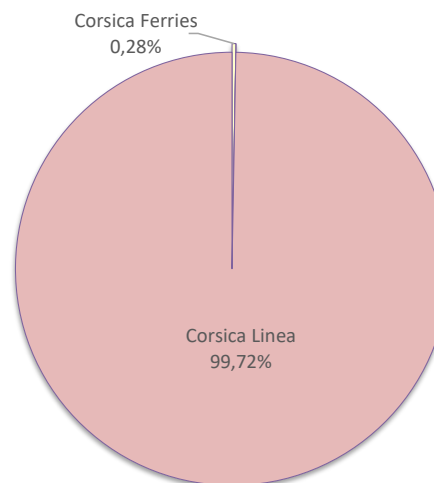
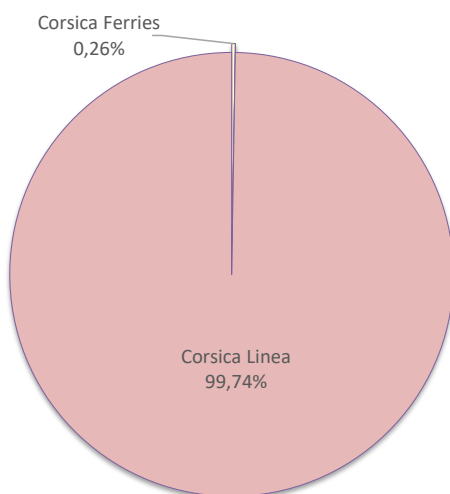
Lignes	Marchandises	Variation n-1
Marseille	67 210	20,33%
Toulon	192	30,61%



**COMPAGNIES**  
REGULIERS NAT° ET INTERNAT°

Compagnies	Marchandises	Variation n-1
Corsica Ferries	74	21,31%
La Méridionale	0	-
Corsica Linea	28 018	26,65%

Compagnies	Marchandises	Variation n-1
Corsica Ferries	192	30,61%
La Méridionale	0	-100,00%
Corsica Linea	67 210	203,82%





# PORT DE COMMERCE DE PROPRIANO

mars 2022

## MARCHANDISES

Marchandises du 1er au 31 mars		
2021	2022	Variation
6 369	8 524	33,84%
0	0	-
<b>6 369</b>	<b>8 524</b>	<b>33,84%</b>

Cumul Marchandises depuis le 1er Janvier		
2021	2022	Variation
16 127	19 937	23,62%
0	0	-
<b>16 127</b>	<b>19 937</b>	<b>23,62%</b>

Régulier National
Régulier Internat°
<b>TOTAL</b>

Hydrocarbures (Bitume)
Ciment
<b>TOTAL</b>

<b>TOTAL</b>
--------------

0	1 497	-
0	0	-
<b>0</b>	<b>1 497</b>	<b>-</b>

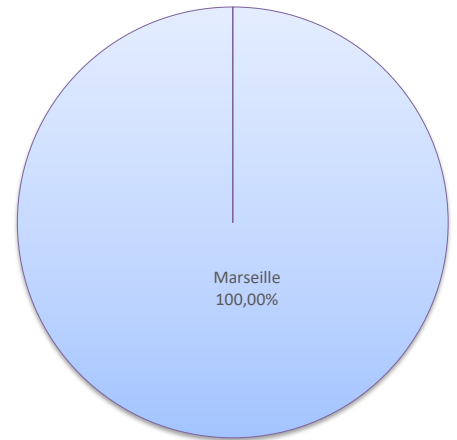
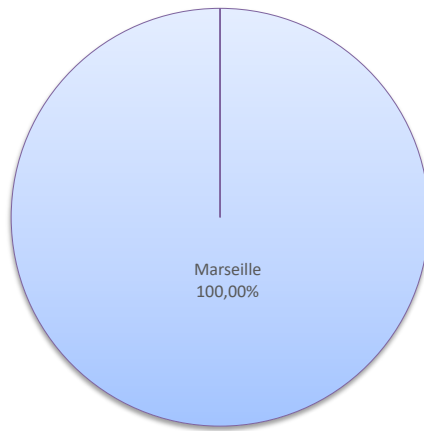
0	3 078	-
0	0	-
<b>0</b>	<b>3 078</b>	<b>-</b>

<b>6 369</b>	<b>10 021</b>	<b>57,34%</b>
--------------	---------------	---------------

<b>16 127</b>	<b>23 015</b>	<b>42,71%</b>
---------------	---------------	---------------

Lignes	Marchandises	Variation n-1
Marseille	8 524	33,84%

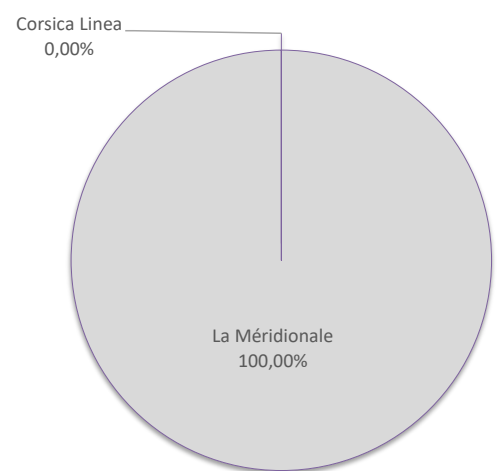
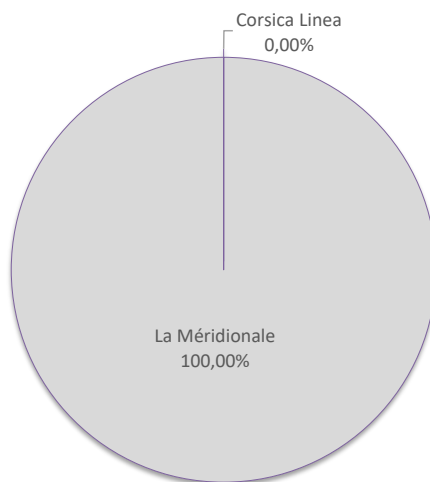
Lignes	Marchandises	Variation n-1
Marseille	19 937	23,62%



**LIGNES**  
 REGULIERS NAT° ET INTERNAT°

Compagnies	Marchandises	Variation n-1
La Méridionale	8 524	73,64%
Corsica Linea	0	-100,00%

Compagnies	Marchandises	Variation n-1
La Méridionale	19 937	35,93%
Corsica Linea	0	-100,00%



**COMPAGNIES**  
 REGULIERS NAT° ET INTERNAT°