

Ports de Commerce de Corse

Porti di Commerciù di Corsica

Mensuel

U Misincu

Marchandises 2022

Marcanzzii 2022

janvier 2022

MARCHANDISES GLOBAL

| TOTAL PORTS | Marchandises du 1er au 31 Janvier | | | Cumul Marchandises depuis le 1er Janvier | | |
|------------------------|-----------------------------------|----------------|----------------|--|----------------|----------------|
| | 2021 | 2022 | Variation | 2021 | 2022 | Variation |
| Régulier National | 203 554 | 209 982 | 3,16% | 203 554 | 209 982 | 3,16% |
| Régulier International | 36 690 | 42 407 | 15,58% | 36 690 | 42 407 | 15,58% |
| TOTAL | 240 244 | 252 389 | 5,06% | 240 244 | 252 389 | 5,06% |
| Hydrocarbures | 33 888 | 48 188 | 42,20% | 33 888 | 48 188 | 42,20% |
| Ciment | 10 954 | 8 613 | -21,37% | 10 954 | 8 613 | -21,37% |
| TOTAL | 44 842 | 56 801 | 26,67% | 44 842 | 56 801 | 26,67% |
| TOTAL | 285 086 | 309 190 | 8,45% | 285 086 | 309 190 | 8,45% |
| AJACCIO | Marchandises du 1er au 31 Janvier | | | Cumul Marchandises depuis le 1er Janvier | | |
| | 2021 | 2022 | Variation | 2021 | 2022 | Variation |
| Régulier National | 65 551 | 65 901 | 0,53% | 65 551 | 65 901 | 0,53% |
| Régulier International | 476 | 1 371 | 188,03% | 476 | 1 371 | 188,03% |
| TOTAL | 66 027 | 67 272 | 1,89% | 66 027 | 67 272 | 1,89% |
| Hydrocarbures | 15 067 | 15 707 | 4,25% | 15 067 | 15 707 | 4,25% |
| Ciment | 2 163 | 2 491 | 15,16% | 2 163 | 2 491 | 15,16% |
| TOTAL | 17 230 | 18 198 | 5,62% | 17 230 | 18 198 | 5,62% |
| TOTAL | 83 257 | 85 470 | 2,66% | 83 257 | 85 470 | 2,66% |
| BASTIA | Marchandises du 1er au 31 Janvier | | | Cumul Marchandises depuis le 1er Janvier | | |
| | 2021 | 2022 | Variation | 2021 | 2022 | Variation |
| Régulier National | 102 356 | 111 668 | 9,10% | 102 356 | 111 668 | 9,10% |
| Régulier International | 31 130 | 34 202 | 9,87% | 31 130 | 34 202 | 9,87% |
| TOTAL | 133 486 | 145 870 | 9,28% | 133 486 | 145 870 | 9,28% |
| Hydrocarbures | 18 821 | 30 900 | 64,18% | 18 821 | 30 900 | 64,18% |
| Ciment | 3 226 | 2 095 | -35,06% | 3 226 | 2 095 | -35,06% |
| TOTAL | 22 047 | 32 995 | 49,66% | 22 047 | 32 995 | 49,66% |
| TOTAL | 155 533 | 178 865 | 15,00% | 155 533 | 178 865 | 15,00% |
| BONIFACIO | Marchandises du 1er au 31 Janvier | | | Cumul Marchandises depuis le 1er Janvier | | |
| | 2021 | 2022 | Variation | 2021 | 2022 | Variation |
| Régulier National | 0 | 0 | - | 0 | 0 | - |
| Régulier International | 5 084 | 6 504 | 27,93% | 5 084 | 6 504 | 27,93% |
| TOTAL | 5 084 | 6 504 | 27,93% | 5 084 | 6 504 | 27,93% |
| Hydrocarbures | 0 | 0 | - | 0 | 0 | - |
| Ciment | 0 | 0 | - | 0 | 0 | - |
| TOTAL | 0 | 0 | - | 0 | 0 | - |
| TOTAL | 5 084 | 6 504 | 27,93% | 5 084 | 6 504 | 27,93% |
| L'ILE-ROUSSE | Marchandises du 1er au 31 Janvier | | | Cumul Marchandises depuis le 1er Janvier | | |
| | 2021 | 2022 | Variation | 2021 | 2022 | Variation |
| Régulier National | 14 636 | 9 642 | -34,12% | 14 636 | 9 642 | -34,12% |
| Régulier International | 0 | 330 | - | 0 | 330 | - |
| TOTAL | 14 636 | 9 972 | -31,87% | 14 636 | 9 972 | -31,87% |
| Hydrocarbures | 0 | 0 | - | 0 | 0 | - |
| Ciment | 2 099 | 1 523 | -27,44% | 2 099 | 1 523 | -27,44% |
| TOTAL | 2 099 | 1 523 | -27,44% | 2 099 | 1 523 | -27,44% |
| TOTAL | 16 735 | 11 495 | -31,31% | 16 735 | 11 495 | -31,31% |
| PORTO-VECCHIO | Marchandises du 1er au 31 Janvier | | | Cumul Marchandises depuis le 1er Janvier | | |
| | 2021 | 2022 | Variation | 2021 | 2022 | Variation |
| Régulier National | 16 386 | 17 701 | 8,03% | 16 386 | 17 701 | 8,03% |
| Régulier International | 0 | 0 | - | 0 | 0 | - |
| TOTAL | 16 386 | 17 701 | 8,03% | 16 386 | 17 701 | 8,03% |
| Hydrocarbures | 0 | 0 | - | 0 | 0 | - |
| Ciment | 3 466 | 2 504 | -27,76% | 3 466 | 2 504 | -27,76% |
| TOTAL | 3 466 | 2 504 | -27,76% | 3 466 | 2 504 | -27,76% |
| TOTAL | 19 852 | 20 205 | 1,78% | 19 852 | 20 205 | 1,78% |
| PROPRIANO | Marchandises du 1er au 31 Janvier | | | Cumul Marchandises depuis le 1er Janvier | | |
| | 2021 | 2022 | Variation | 2021 | 2022 | Variation |
| Régulier National | 4 625 | 5 070 | 9,62% | 4 625 | 5 070 | 9,62% |
| Régulier International | 0 | 0 | - | 0 | 0 | - |
| TOTAL | 4 625 | 5 070 | 9,62% | 4 625 | 5 070 | 9,62% |
| Hydrocarbures | 0 | 1 581 | - | 0 | 1 581 | - |
| Ciment | 0 | 0 | - | 0 | 0 | - |
| TOTAL | 0 | 1 581 | - | 0 | 1 581 | - |
| TOTAL | 4 625 | 6 651 | 43,81% | 4 625 | 6 651 | 43,81% |

PORTS DE COMMERCE DE CORSE

janvier 2022

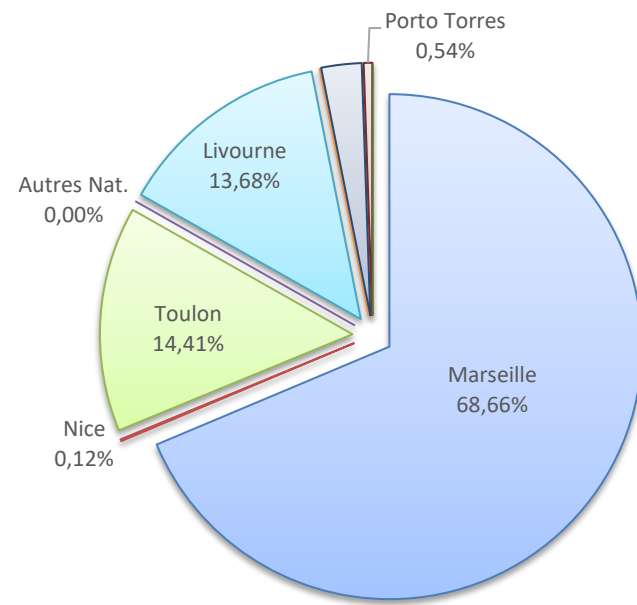
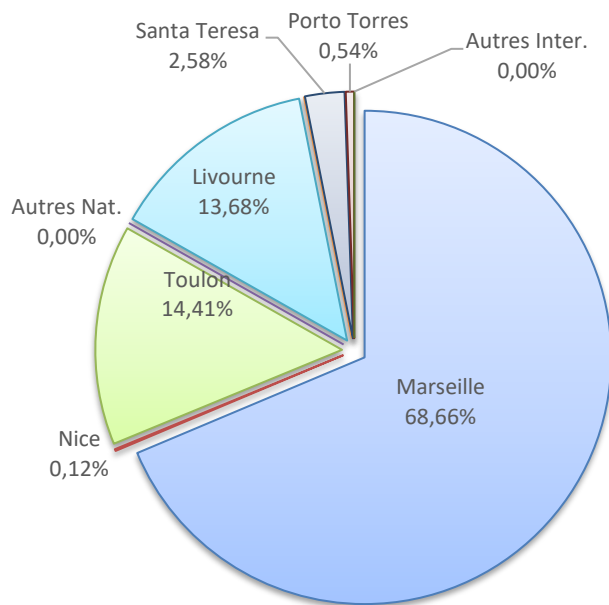
MARCHANDISES

| | Marchandises du 1er au 31 Janvier | | | Cumul Marchandises depuis le 1er Janvier | | |
|--------------------|-----------------------------------|----------------|---------------|--|----------------|---------------|
| | 2021 | 2022 | Variation | 2021 | 2022 | Variation |
| Régulier National | 203 554 | 209 982 | 3,16% | 203 554 | 209 982 | 3,16% |
| Régulier Internat° | 36 690 | 42 407 | 15,58% | 36 690 | 42 407 | 15,58% |
| TOTAL | 240 244 | 252 389 | 5,06% | 240 244 | 252 389 | 5,06% |
| Croisières | 0 | 0 | - | 0 | 0 | - |
| Hydrocarbures | 33 888 | 48 188 | 42,20% | 33 888 | 48 188 | 42,20% |
| Ciment | 10 954 | 8 613 | -21,37% | 10 954 | 8 613 | -21,37% |
| TOTAL | 44 842 | 56 801 | 26,67% | 44 842 | 56 801 | 26,67% |
| TOTAL | 285 086 | 309 190 | 8,45% | 285 086 | 309 190 | 8,45% |

LIGNES REGULIERS NAT° ET INTERNAT°

| Lignes | Pax | Variation n-1 |
|---------------|---------|---------------|
| Marseille | 173 297 | 6,33% |
| Nice | 305 | 883,87% |
| Toulon | 36 380 | 1,24% |
| Autres Nat. | 0 | -100,00% |
| Livourne | 34 532 | 11,41% |
| Piombino | 0 | -100,00% |
| Santa Teresa | 6 504 | 61,03% |
| Porto Torres | 1 371 | 61,03% |
| Autres Inter. | 0 | -100,00% |

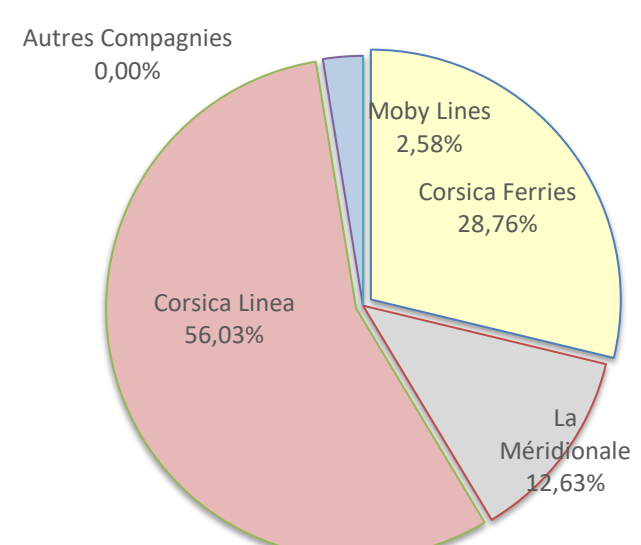
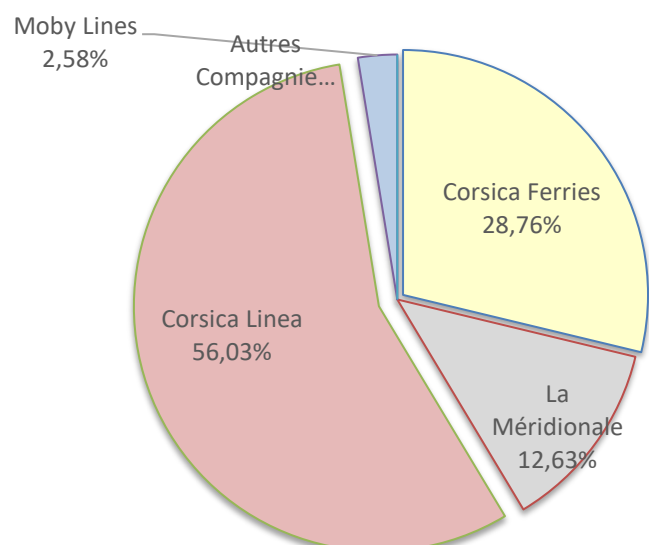
| Lignes | Pax | Variation n-1 |
|---------------|---------|---------------|
| Marseille | 173 297 | 6,33% |
| Nice | 305 | 883,87% |
| Toulon | 36 380 | 1,24% |
| Autres Nat. | 0 | -100,00% |
| Livourne | 34 532 | 11,41% |
| Piombino | 0 | -100,00% |
| Santa Teresa | 6 504 | 61,03% |
| Porto Torres | 1 371 | 188,03% |
| Autres Inter. | 0 | -100,00% |



COMPAGNIES REGULIERS NAT° et INTERNAT°

| Compagnies | Pax | Variation n-1 |
|-------------------|---------|---------------|
| Corsica Ferries | 72 588 | 7,42% |
| La Méridionale | 31 884 | 52,13% |
| Corsica Linea | 141 413 | -0,43% |
| Moby Lines | 6 504 | 61,03% |
| Autres Compagnies | 0 | -100,00% |

| Compagnies | Pax | Variation n-1 |
|-------------------|---------|---------------|
| Corsica Ferries | 72 588 | 7,42% |
| La Méridionale | 31 884 | 52,13% |
| Corsica Linea | 141 413 | -0,43% |
| Moby Lines | 6 504 | 61,03% |
| Autres Compagnies | 0 | - |



PORT DE COMMERCE D'AJACCIO

janvier 2022

MARCHANDISES

| |
|--------------------|
| Régulier National |
| Régulier Internat° |
| TOTAL |

| |
|---------------|
| Hydrocarbures |
| Ciment |
| TOTAL |

| |
|--------------|
| TOTAL |
|--------------|

| Marchandises du 1er au 31 Janvier | | |
|-----------------------------------|---------------|--------------|
| 2021 | 2022 | Variation |
| 65 551 | 65 901 | 0,53% |
| 476 | 1 371 | 188,03% |
| 66 027 | 67 272 | 1,89% |

| | | |
|---------------|---------------|--------------|
| 15 067 | 15 707 | 4,25% |
| 2 163 | 2 491 | 15,16% |
| 17 230 | 18 198 | 5,62% |

| | | |
|---------------|---------------|--------------|
| 83 257 | 85 470 | 2,66% |
|---------------|---------------|--------------|

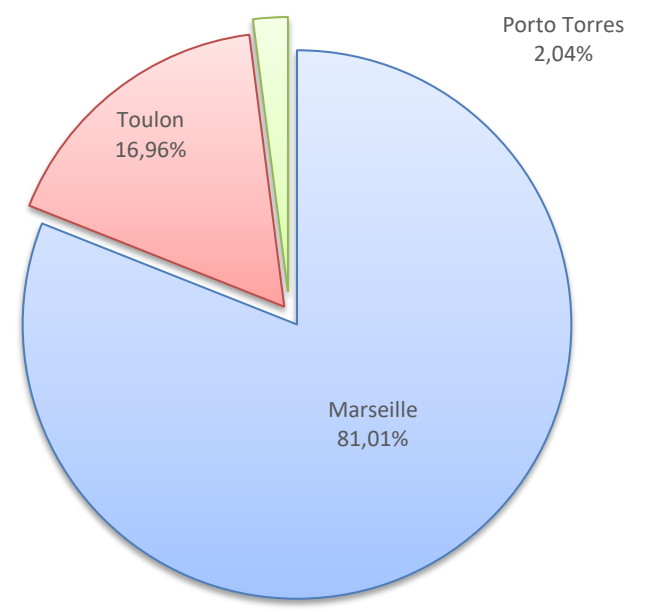
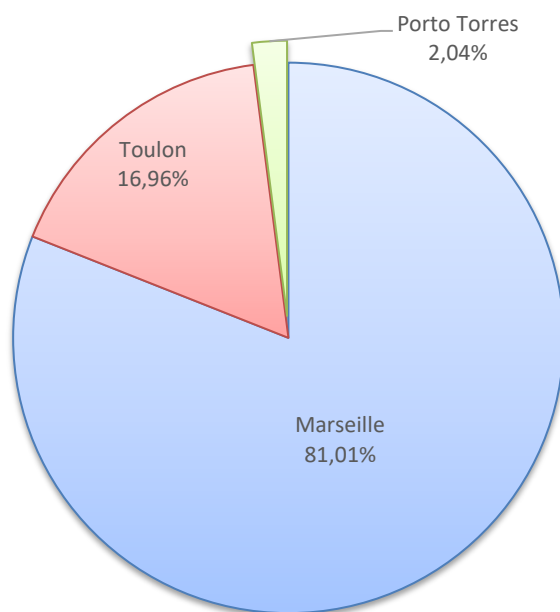
| Cumul Marchandises depuis le 1er Janvier | | |
|--|---------------|--------------|
| 2021 | 2022 | Variation |
| 65 551 | 65 901 | 0,53% |
| 476 | 1 371 | 188,03% |
| 66 027 | 67 272 | 1,89% |

| | | |
|---------------|---------------|--------------|
| 15 067 | 15 707 | 4,25% |
| 2 163 | 2 491 | 15,16% |
| 17 230 | 18 198 | 5,62% |

| | | |
|---------------|---------------|--------------|
| 83 257 | 85 470 | 2,66% |
|---------------|---------------|--------------|

| Lignes | Pax | Variation n-1 |
|--------------|--------|---------------|
| Marseille | 54 495 | 1,79% |
| Toulon | 11 406 | -5,08% |
| Porto Torres | 1 371 | 188,03% |

| Lignes | Pax | Variation n-1 |
|--------------|--------|---------------|
| Marseille | 54 495 | 1,79% |
| Toulon | 11 406 | -5,08% |
| Porto Torres | 1 371 | 188,03% |

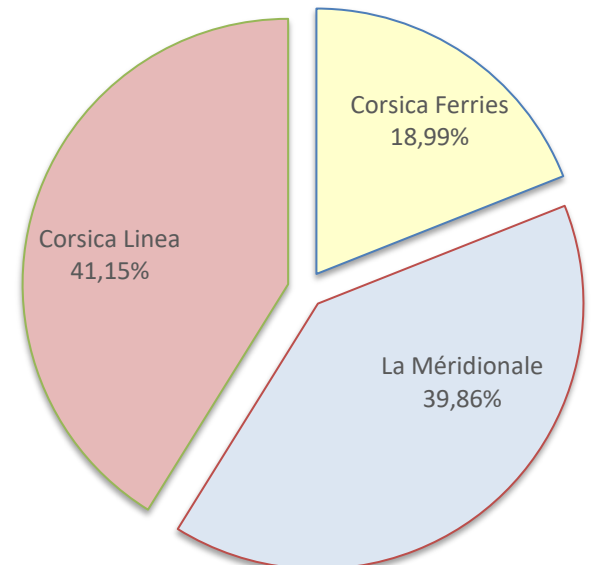
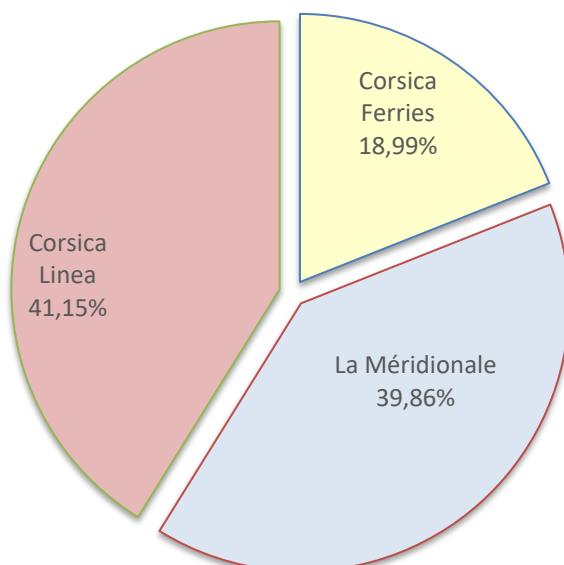


LIGNES

REGULIERS NAT° ET INTERNAT°

| Compagnies | Pax | Variation n-1 |
|-----------------|--------|---------------|
| Corsica Ferries | 12 777 | 2,28% |
| La Méridionale | 26 814 | - |
| Corsica Linea | 27 681 | -48,29% |

| Compagnies | Pax | Variation n-1 |
|-----------------|--------|---------------|
| Corsica Ferries | 12 777 | 2,28% |
| La Méridionale | 26 814 | - |
| Corsica Linea | 27 681 | -48,29% |



COMPAGNIES

REGULIERS NAT° ET INTERNAT°

PORT DE COMMERCE DE BASTIA

janvier 2022

MARCHANDISES

| |
|--------------------|
| Régulier National |
| Régulier Internat° |
| TOTAL |

| |
|---------------|
| Hydrocarbures |
| Ciment |
| TOTAL |

| |
|--------------|
| TOTAL |
|--------------|

| Marchandises du 1er au 31 Janvier | | |
|-----------------------------------|----------------|--------------|
| 2021 | 2022 | Variation |
| 102 356 | 111 668 | 9,10% |
| 31 130 | 34 202 | 9,87% |
| 133 486 | 145 870 | 9,28% |

| | | |
|---------------|---------------|---------------|
| 18 821 | 30 900 | 64,18% |
| 3 226 | 2 095 | -35,06% |
| 22 047 | 32 995 | 49,66% |

| | | |
|----------------|----------------|---------------|
| 155 533 | 178 865 | 15,00% |
|----------------|----------------|---------------|

| Cumul Marchandises depuis le 1er Janvier | | |
|--|----------------|--------------|
| 2021 | 2022 | Variation |
| 102 356 | 111 668 | 9,10% |
| 31 130 | 34 202 | 9,87% |
| 133 486 | 145 870 | 9,28% |

| | | |
|---------------|---------------|---------------|
| 18 821 | 30 900 | 64,18% |
| 3 226 | 2 095 | -35,06% |
| 22 047 | 32 995 | 49,66% |

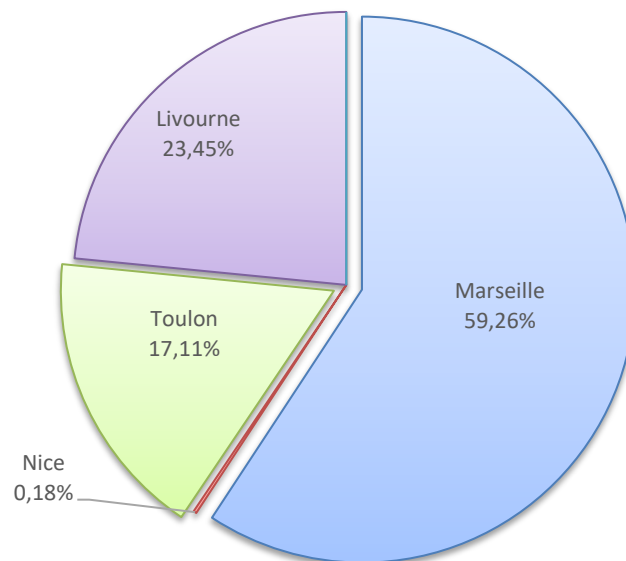
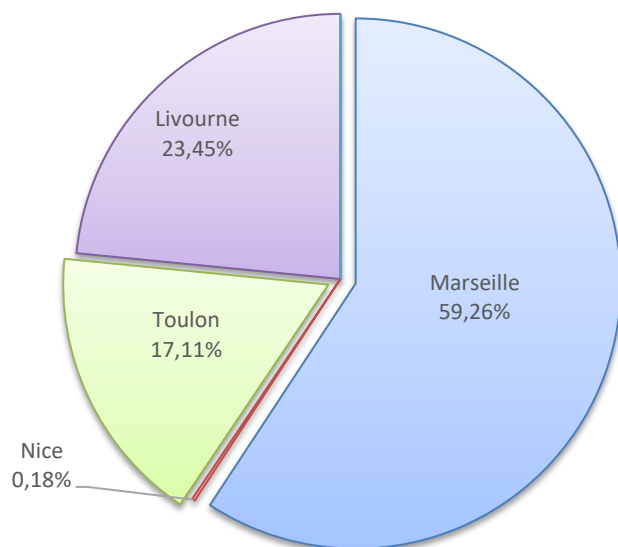
| | | |
|----------------|----------------|---------------|
| 155 533 | 178 865 | 15,00% |
|----------------|----------------|---------------|

| Lignes | Pax | Variation n-1 |
|-----------|--------|---------------|
| Marseille | 86 439 | 10,17% |
| Nice | 265 | 881,48% |
| Toulon | 24 964 | 4,60% |
| Livourne | 34 202 | 10,35% |
| Piombino | 0 | -100,00% |

| Lignes | Pax | Variation n-1 |
|-----------|--------|---------------|
| Marseille | 86 439 | 10,17% |
| Nice | 265 | 881,48% |
| Toulon | 24 964 | 4,60% |
| Livourne | 34 202 | 10,35% |
| Piombino | 0 | -100,00% |

LIGNES

REGULIERS NAT° ET INTERNAT°

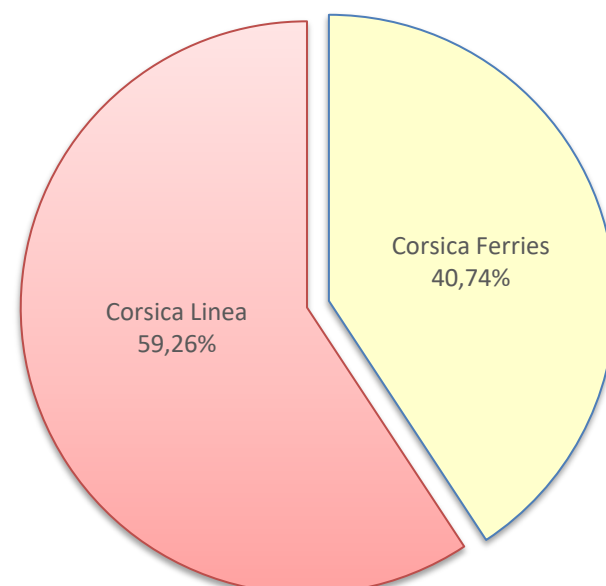
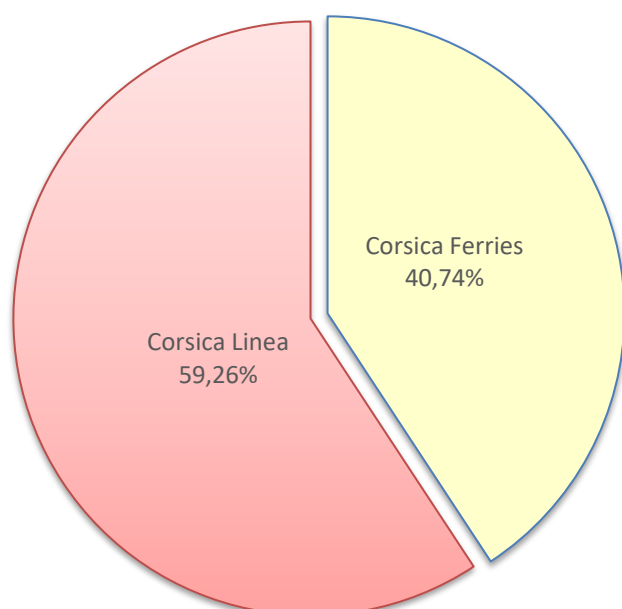


COMPAGNIES

REGULIERS NAT° ET INTERNAT°

| Compagnies | Pax | Variation n-1 |
|-----------------|--------|---------------|
| Corsica Ferries | 59 431 | 8,01% |
| Corsica Linea | 86 439 | 10,17% |

| Compagnies | Pax | Variation n-1 |
|-----------------|--------|---------------|
| Corsica Ferries | 59 431 | 8,01% |
| Corsica Linea | 86 439 | 10,17% |



PORT DE COMMERCE DE BONIFACIO

janvier 2022

MARCHANDISES

| |
|--------------------|
| Régulier National |
| Régulier Internat° |
| TOTAL |

| |
|---------------|
| Hydrocarbures |
| Ciment |
| TOTAL |

| |
|--------------|
| TOTAL |
|--------------|

| Marchandises du 1er au 31 Janvier | | |
|-----------------------------------|--------------|---------------|
| 2021 | 2022 | Variation |
| 0 | 0 | - |
| 5 084 | 6 504 | 27,93% |
| 5 084 | 6 504 | 27,93% |

| | | |
|----------|----------|----------|
| 0 | 0 | - |
| 0 | 0 | - |
| 0 | 0 | - |

| | | |
|--------------|--------------|---------------|
| 5 084 | 6 504 | 27,93% |
|--------------|--------------|---------------|

| Cumul Marchandises depuis le 1er Janvier | | |
|--|--------------|---------------|
| 2021 | 2022 | Variation |
| 0 | 0 | - |
| 5 084 | 6 504 | 27,93% |
| 5 084 | 6 504 | 27,93% |

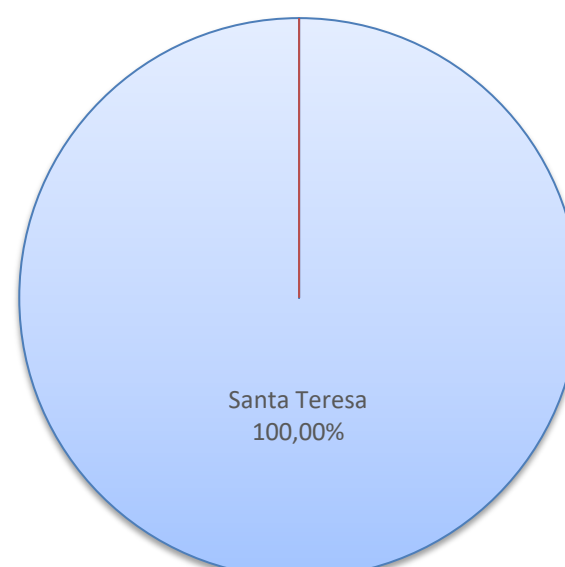
| | | |
|----------|----------|----------|
| 0 | 0 | - |
| 0 | 0 | - |
| 0 | 0 | - |

| | | |
|--------------|--------------|---------------|
| 5 084 | 6 504 | 27,93% |
|--------------|--------------|---------------|

| Lignes | Pax | Variation n-1 |
|---------------|-------|---------------|
| Santa Teresa | 6 504 | 61,03% |
| Autres Inter. | 0 | -100,00% |

| Lignes | Pax | Variation n-1 |
|---------------|-------|---------------|
| Santa Teresa | 6 504 | 61,03% |
| Autres Inter. | 0 | -100,00% |

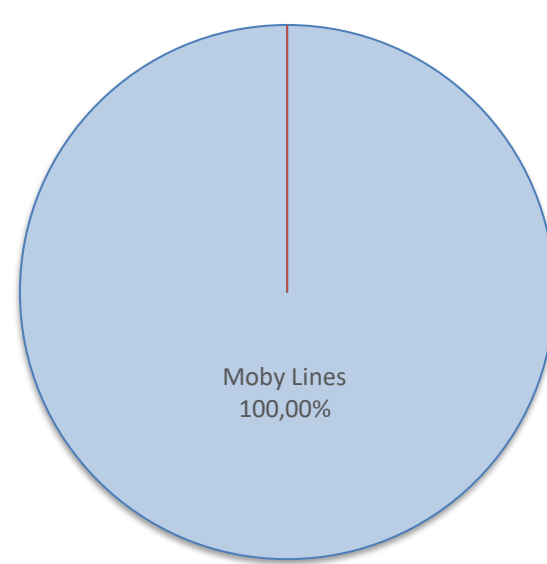
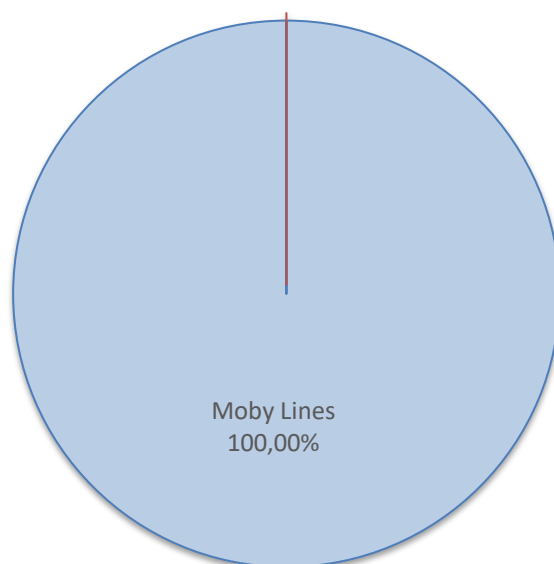
LIGNES
REGULIERS NAT° ET INTERNAT°



| Compagnies | Pax | Variation n-1 |
|-------------------|-------|---------------|
| Moby Lines | 6 504 | 61,03% |
| Autres Compagnies | 0 | -100,00% |

| Compagnies | Pax | Variation n-1 |
|-------------------|-------|---------------|
| Moby Lines | 6 504 | 61,03% |
| Autres Compagnies | 0 | -100,00% |

COMPAGNIES
REGULIERS NAT° ET INTERNAT°



PORT DE COMMERCE DE L'ILE-ROUSSE

janvier 2022

MARCHANDISES

| |
|--------------------|
| Régulier National |
| Régulier Internat° |
| TOTAL |
| dont MD |
| Croisières |

| Marchandises du 1er au 31 Janvier | | |
|-----------------------------------|--------------|----------------|
| 2021 | 2022 | Variation |
| 14 636 | 9 642 | -34,12% |
| 0 | 330 | - |
| 14 636 | 9 972 | -31,87% |
| 104 | 1 012 | 873,08% |
| 0 | 0 | - |

| Cumul Marchandises depuis le 1er Janvier | | |
|--|--------------|----------------|
| 2021 | 2022 | Variation |
| 14 636 | 9 642 | -34,12% |
| 0 | 330 | - |
| 14 636 | 9 972 | -31,87% |
| 104 | 1 012 | 873,08% |
| 0 | 0 | - |

| |
|---------------|
| Hydrocarbures |
| Ciment |
| TOTAL |

| | | |
|--------------|--------------|----------------|
| 0 | 0 | - |
| 2 099 | 1 523 | -27,44% |
| 2 099 | 1 523 | -27,44% |

| | | |
|--------------|--------------|----------------|
| 0 | 0 | - |
| 2 099 | 1 523 | -27,44% |
| 2 099 | 1 523 | -27,44% |

| |
|--------------|
| TOTAL |
|--------------|

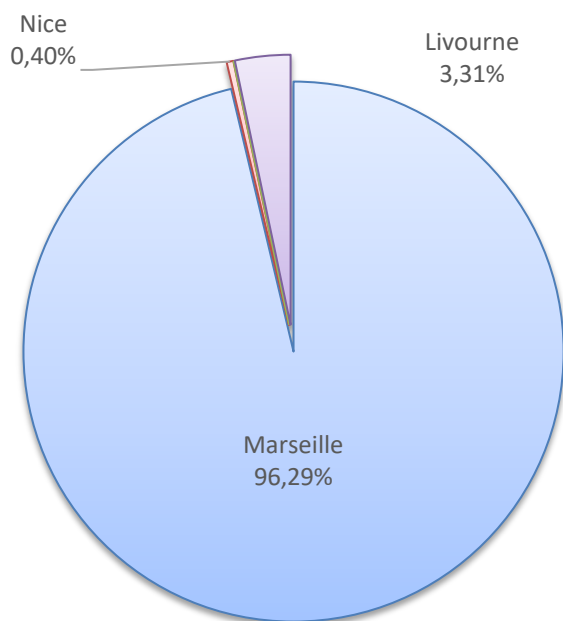
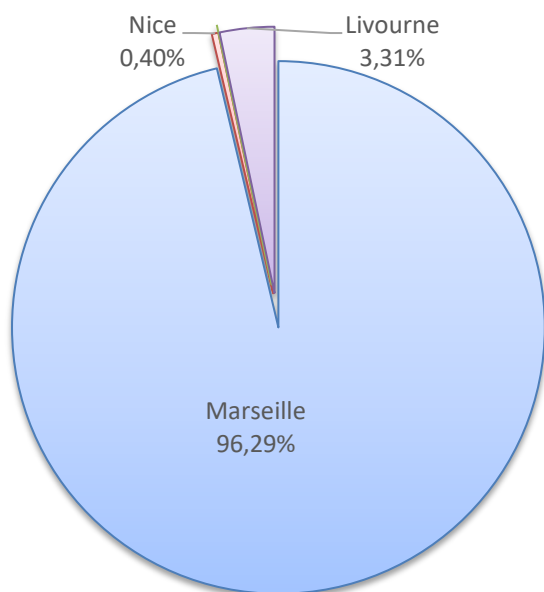
| | | |
|---------------|---------------|----------------|
| 16 735 | 11 495 | -31,31% |
|---------------|---------------|----------------|

| | | |
|---------------|---------------|----------------|
| 16 735 | 11 495 | -31,31% |
|---------------|---------------|----------------|

LIGNES REGULIERS NAT° ET INTERNAT°

| Lignes | Pax | Variation n-1 |
|-------------|-------|---------------|
| Marseille | 9 602 | -4,27% |
| Nice | 40 | 900,00% |
| Autres Nat. | 0 | -100,00% |
| Livourne | 330 | - |

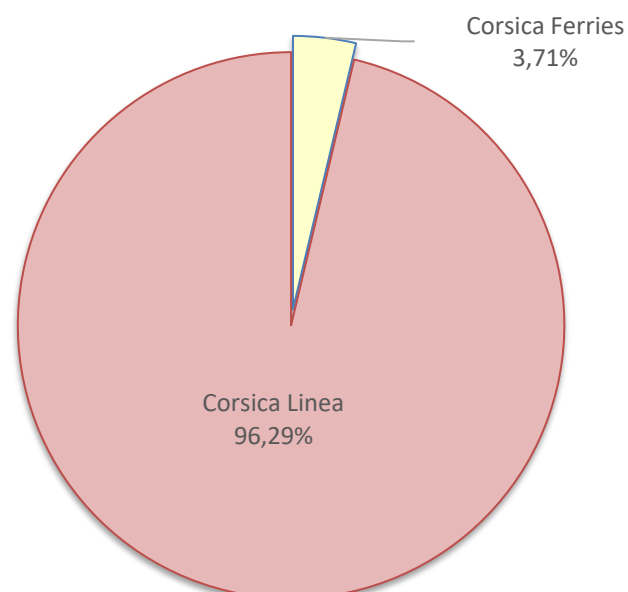
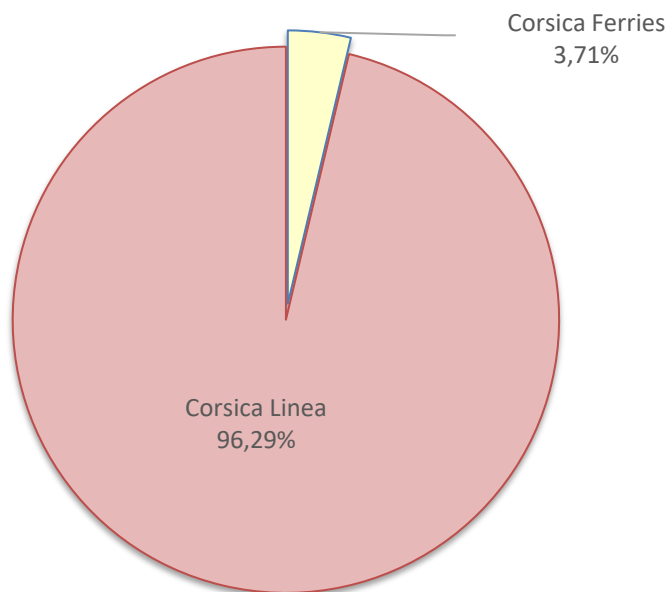
| Lignes | Pax | Variation n-1 |
|-------------|-------|---------------|
| Marseille | 9 602 | -4,27% |
| Nice | 40 | 900,00% |
| Autres Nat. | 0 | -100,00% |
| Livourne | 330 | - |



COMPAGNIES REGULIERS NAT° ET INTERNAT°

| Compagnies | Pax | Variation n-1 |
|-----------------|-------|---------------|
| Corsica Ferries | 370 | 9150,00% |
| Corsica Linea | 9 602 | -4,27% |

| Compagnies | Pax | Variation n-1 |
|-----------------|-------|---------------|
| Corsica Ferries | 370 | 9150,00% |
| Corsica Linea | 9 602 | -4,27% |



PORT DE COMMERCE DE PORTO-VECCHIO

janvier 2022

MARCHANDISES

| |
|--------------------|
| Régulier National |
| Régulier Internat° |
| TOTAL |

| Marchandises du 1er au 31 Janvier | | |
|-----------------------------------|---------------|--------------|
| 2021 | 2022 | Variation |
| 16 386 | 17 701 | 8,03% |
| 0 | 0 | - |
| 16 386 | 17 701 | 8,03% |

| Cumul Marchandises depuis le 1er Janvier | | |
|--|---------------|--------------|
| 2021 | 2022 | Variation |
| 16 386 | 17 701 | 8,03% |
| 0 | 0 | - |
| 16 386 | 17 701 | 8,03% |

| |
|---------------|
| Hydrocarbures |
| Ciment |
| TOTAL |

| | | |
|--------------|--------------|----------------|
| 0 | 0 | - |
| 3 466 | 2 504 | -27,76% |
| 3 466 | 2 504 | -27,76% |

| | | |
|--------------|--------------|----------------|
| 0 | 0 | - |
| 3 466 | 2 504 | -27,76% |
| 3 466 | 2 504 | -27,76% |

| |
|--------------|
| TOTAL |
|--------------|

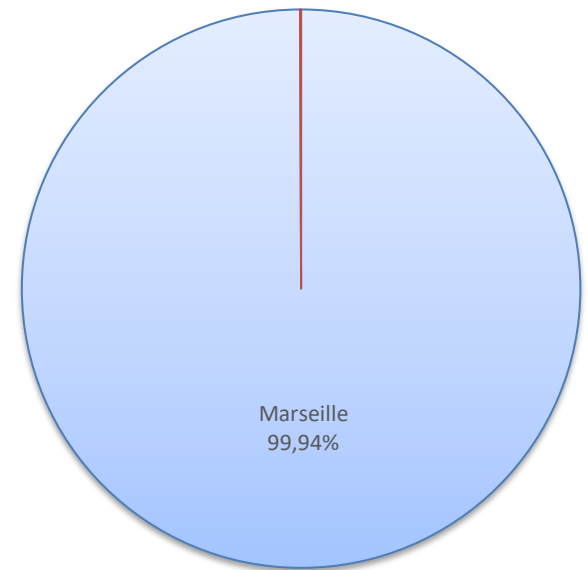
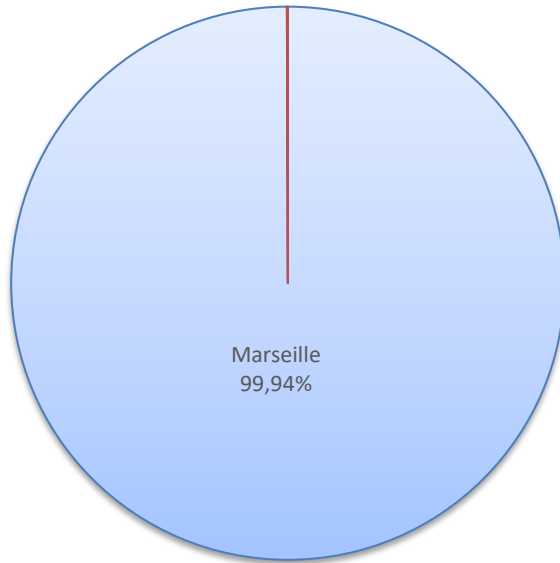
| | | |
|---------------|---------------|--------------|
| 19 852 | 20 205 | 1,78% |
|---------------|---------------|--------------|

| | | |
|---------------|---------------|--------------|
| 19 852 | 20 205 | 1,78% |
|---------------|---------------|--------------|

| Lignes | Pax | Variation n-1 |
|-----------|--------|---------------|
| Marseille | 17 691 | 8,31% |
| Toulon | 10 | -81,13% |

| Lignes | Pax | Variation n-1 |
|-----------|--------|---------------|
| Marseille | 17 691 | 8,31% |
| Toulon | 10 | -81,13% |

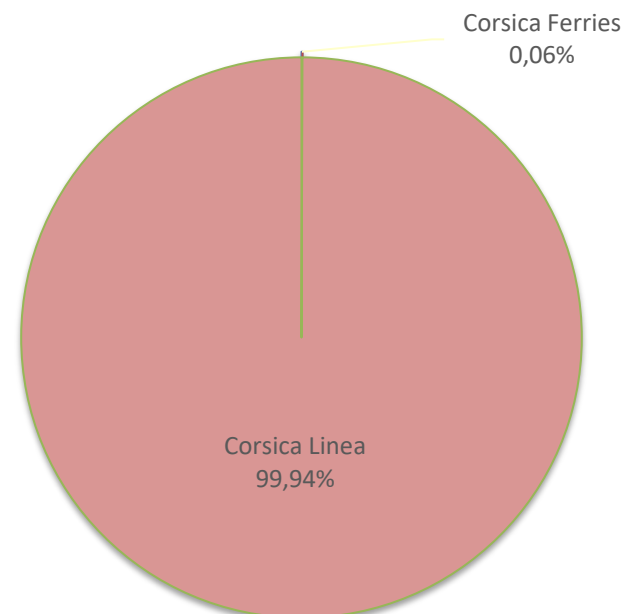
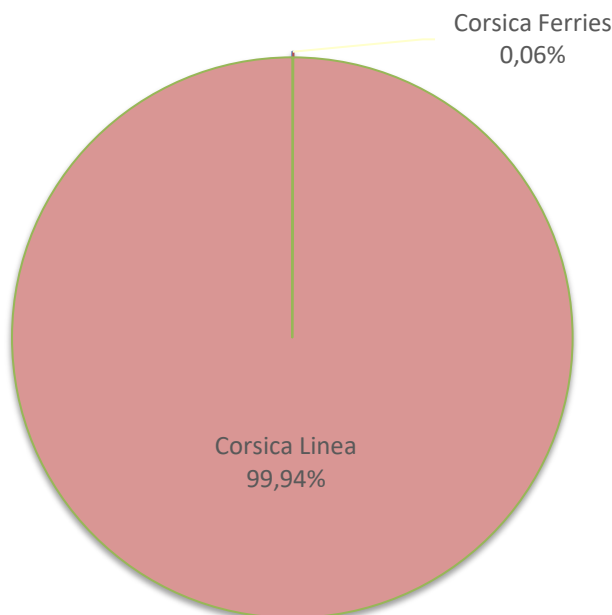
LIGNES
REGULIERS NAT° ET INTERNAT°



COMPAGNIES
REGULIERS NAT° ET INTERNAT°

| Compagnies | Pax | Variation n-1 |
|-----------------|--------|---------------|
| Corsica Ferries | 10 | -81,13% |
| La Méridionale | 0 | -100,00% |
| Corsica Linea | 17 691 | - |

| Compagnies | Pax | Variation n-1 |
|-----------------|--------|---------------|
| Corsica Ferries | 10 | -81,13% |
| La Méridionale | 0 | -100,00% |
| Corsica Linea | 17 691 | - |



PORT DE COMMERCE DE PROPRIANO

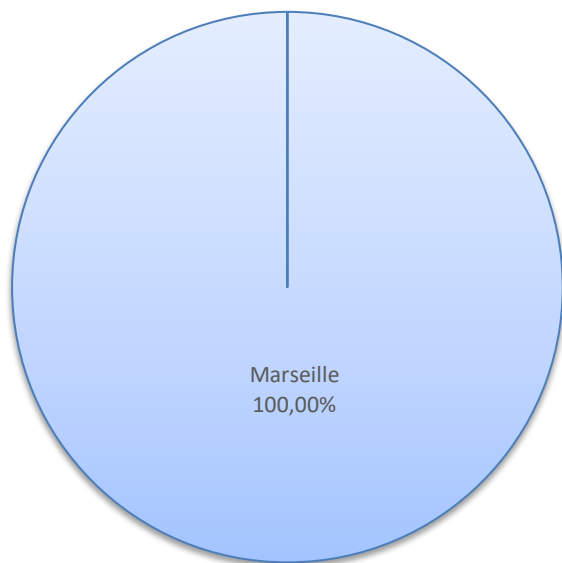
janvier 2022

MARCHANDISES

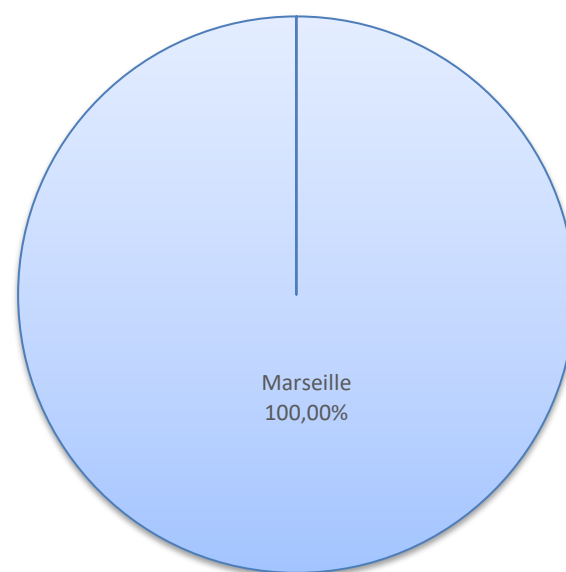
| | Marchandises du 1er au 31 Janvier | | | Cumul Marchandises depuis le 1er Janvier | | |
|--------------------|-----------------------------------|--------------|---------------|--|--------------|---------------|
| | 2021 | 2022 | Variation | 2021 | 2022 | Variation |
| Régulier National | 4 625 | 5 070 | 9,62% | 4 625 | 5 070 | 9,62% |
| Régulier Internat° | 0 | 0 | - | 0 | 0 | - |
| TOTAL | 4 625 | 5 070 | 9,62% | 4 625 | 5 070 | 9,62% |
| Croisières | 0 | 0 | - | 0 | 0 | - |
| Hydrocarbures | 0 | 1 581 | - | 0 | 1 581 | - |
| Ciment | 0 | 0 | - | 0 | 0 | - |
| TOTAL | 0 | 1 581 | - | 0 | 1 581 | - |
| TOTAL | 4 625 | 6 651 | 43,81% | 4 625 | 6 651 | 43,81% |

LIGNES
REGULIERS NAT° ET INTERNAT°

| Lignes | Pax | Variation n-1 |
|-----------|-------|---------------|
| Marseille | 5 070 | 9,62% |

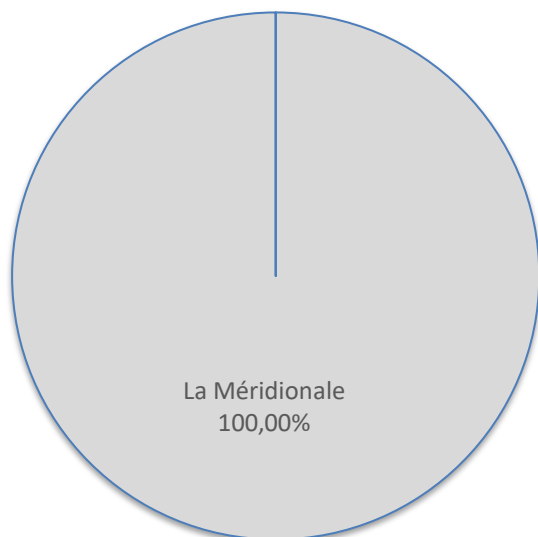


| Lignes | Pax | Variation n-1 |
|-----------|-------|---------------|
| Marseille | 5 070 | 9,62% |



COMPAGNIES
REGULIERS NAT° ET INTERNAT°

| Compagnies | Pax | Variation n-1 |
|----------------|-------|---------------|
| La Méridionale | 5 070 | 9,62% |



| Compagnies | Pax | Variation n-1 |
|----------------|-------|---------------|
| La Méridionale | 5 070 | 9,62% |

