

**Ports de Commerce de Corse**

**Porti di Commerciù di Corsica**

**Mensuel**

***U Misincu***

**Marchandises 2021**

***Marcanzzii 2021***

**juin-21**

## MARCHANDISES GLOBAL

| TOTAL PORTS            | Marchandises du 1er au 30 juin |                |               | Cumul Marchandises depuis le 1er Janvier |                  |               |
|------------------------|--------------------------------|----------------|---------------|--|------------------|---------------|
|                        | 2020                           | 2021           | Variation     | 2020                                     | 2021             | Variation     |
| Régulier National      | 245 963                        | 261 902        | 6,48%         | 1 263 439                                | 1 375 717        | 8,89%         |
| Régulier International | 44 480                         | 47 209         | 6,14%         | 203 102                                  | 274 706          | 35,26%        |
| <b>TOTAL</b>           | <b>290 443</b>                 | <b>309 111</b> | <b>6,43%</b>  | <b>1 466 541</b>                         | <b>1 650 423</b> | <b>12,54%</b> |
| Hydrocarbures          | 33 039                         | 40 538         | 22,70%        | 167 654                                  | 200 605          | 19,65%        |
| Ciment                 | 14 181                         | 13 613         | -4,01%        | 68 306                                   | 75 118           | 9,97%         |
| <b>TOTAL</b>           | <b>47 220</b>                  | <b>54 151</b>  | <b>14,68%</b> | <b>235 960</b>                           | <b>275 723</b>   | <b>16,85%</b> |
| <b>TOTAL</b>           | <b>337 663</b>                 | <b>363 262</b> | <b>7,58%</b>  | <b>1 702 501</b>                         | <b>1 926 146</b> | <b>13,14%</b> |

| AJACCIO                | Marchandises du 1er au 30 juin |               |               | Cumul Marchandises depuis le 1er Janvier |                |               |
|------------------------|--------------------------------|---------------|---------------|--|----------------|---------------|
|                        | 2020                           | 2021          | Variation     | 2020                                     | 2021           | Variation     |
| Régulier National      | 89 354                         | 81 874        | -8,37%        | 474 357                                  | 432 081        | -8,91%        |
| Régulier International | 73                             | 1 165         | 1495,89%      | 4 175                                    | 7 659          | 83,45%        |
| <b>TOTAL</b>           | <b>89 427</b>                  | <b>83 039</b> | <b>-7,14%</b> | <b>478 532</b>                           | <b>439 740</b> | <b>-8,11%</b> |
| Hydrocarbures          | 13 410                         | 11 698        | -12,77%       | 71 633                                   | 74 888         | 4,54%         |
| Ciment                 | 3 073                          | 3 719         | 21,02%        | 16 252                                   | 20 195         | 24,26%        |
| <b>TOTAL</b>           | <b>16 483</b>                  | <b>15 417</b> | <b>-6,47%</b> | <b>87 885</b>                            | <b>95 083</b>  | <b>8,19%</b>  |
| <b>TOTAL</b>           | <b>105 910</b>                 | <b>98 456</b> | <b>-7,04%</b> | <b>566 417</b>                           | <b>534 823</b> | <b>-5,58%</b> |

| BASTIA                 | Marchandises du 1er au 30 juin |                |               | Cumul Marchandises depuis le 1er Janvier |                  |               |
|------------------------|--------------------------------|----------------|---------------|--|------------------|---------------|
|                        | 2020                           | 2021           | Variation     | 2020                                     | 2021             | Variation     |
| Régulier National      | 117 252                        | 131 814        | 12,42%        | 636 663                                  | 704 665          | 10,68%        |
| Régulier International | 40 914                         | 43 009         | 5,12%         | 188 262                                  | 251 724          | 33,71%        |
| <b>TOTAL</b>           | <b>158 166</b>                 | <b>174 823</b> | <b>10,53%</b> | <b>824 925</b>                           | <b>956 389</b>   | <b>15,94%</b> |
| Hydrocarbures          | 19 629                         | 28 840         | 46,93%        | 96 021                                   | 125 717          | 30,93%        |
| Ciment                 | 4 761                          | 3 973          | -16,55%       | 25 228                                   | 21 347           | -15,38%       |
| <b>TOTAL</b>           | <b>24 390</b>                  | <b>32 813</b>  | <b>34,53%</b> | <b>121 249</b>                           | <b>147 064</b>   | <b>21,29%</b> |
| <b>TOTAL</b>           | <b>182 556</b>                 | <b>207 636</b> | <b>13,74%</b> | <b>946 174</b>                           | <b>1 103 453</b> | <b>16,62%</b> |

| BONIFACIO              | Marchandises du 1er au 30 juin |              |                | Cumul Marchandises depuis le 1er Janvier |               |               |
|------------------------|--------------------------------|--------------|----------------|--|---------------|---------------|
|                        | 2020                           | 2021         | Variation      | 2020                                     | 2021          | Variation     |
| Régulier National      | 0                              | 0            | -              | 0  | 0             | -             |
| Régulier International | 3 493                          | 2 301        | -34,13%        | 7 259                                    | 13 812        | 90,27%        |
| <b>TOTAL</b>           | <b>3 493</b>                   | <b>2 301</b> | <b>-34,13%</b> | <b>7 259</b>                             | <b>13 812</b> | <b>90,27%</b> |
| Hydrocarbures          | 0                              | 0            | -              | 0  | 0             | -             |
| Ciment                 | 0                              | 0            | -              | 0  | 0             | -             |
| <b>TOTAL</b>           | <b>0</b>                       | <b>0</b>     | <b>-</b>       | <b>0</b>                                 | <b>0</b>      | <b>-</b>      |
| <b>TOTAL</b>           | <b>3 493</b>                   | <b>2 301</b> | <b>-34,13%</b> | <b>7 259</b>                             | <b>13 812</b> | <b>90,27%</b> |

| L'ILE-ROUSSE           | Marchandises du 1er au 30 juin |               |                | Cumul Marchandises depuis le 1er Janvier |               |               |
|------------------------|--------------------------------|---------------|----------------|--|---------------|---------------|
|                        | 2020                           | 2021          | Variation      | 2020                                     | 2021          | Variation     |
| Régulier National      | 13 541                         | 14 253        | 5,26%          | 42 951                                   | 74 409        | 73,24%        |
| Régulier International | 0                              | 0             | -              | 296                                      | 777           | 162,50%       |
| <b>TOTAL</b>           | <b>13 541</b>                  | <b>14 253</b> | <b>5,26%</b>   | <b>43 247</b>                            | <b>75 186</b> | <b>73,85%</b> |
| Hydrocarbures          | 0                              | 0             | -              | 0  | 0             | -             |
| Ciment                 | 2 037                          | 1 745         | -14,33%        | 10 795                                   | 11 428        | 5,86%         |
| <b>TOTAL</b>           | <b>2 037</b>                   | <b>1 745</b>  | <b>-14,33%</b> | <b>10 795</b>                            | <b>11 428</b> | <b>5,86%</b>  |
| <b>TOTAL</b>           | <b>15 578</b>                  | <b>15 998</b> | <b>2,70%</b>   | <b>54 042</b>                            | <b>86 614</b> | <b>60,27%</b> |

| PORTO-VECCHIO          | Marchandises du 1er au 30 juin |               |               | Cumul Marchandises depuis le 1er Janvier |                |               |
|------------------------|--------------------------------|---------------|---------------|--|----------------|---------------|
|                        | 2020                           | 2021          | Variation     | 2020                                     | 2021           | Variation     |
| Régulier National      | 19 137                         | 24 728        | 29,22%        | 81 725                                   | 128 283        | 56,97%        |
| Régulier International | 0                              | 734           | -             | 2 345                                    | 734            | -68,70%       |
| <b>TOTAL</b>           | <b>19 137</b>                  | <b>25 462</b> | <b>33,05%</b> | <b>84 070</b>                            | <b>129 017</b> | <b>53,46%</b> |
| Hydrocarbures          | 0                              | 0             | -             | 0  | 0              | -             |
| Ciment                 | 3 498                          | 3 769         | 7,75%         | 14 439                                   | 21 242         | 47,12%        |
| <b>TOTAL</b>           | <b>3 498</b>                   | <b>3 769</b>  | <b>7,75%</b>  | <b>14 439</b>                            | <b>21 242</b>  | <b>47,12%</b> |
| <b>TOTAL</b>           | <b>22 635</b>                  | <b>29 231</b> | <b>29,14%</b> | <b>98 509</b>                            | <b>150 259</b> | <b>52,53%</b> |

| PROPRIANO              | Marchandises du 1er au 30 juin |              |                | Cumul Marchandises depuis le 1er Janvier |               |                |
|------------------------|--------------------------------|--------------|----------------|--|---------------|----------------|
|                        | 2020                           | 2021         | Variation      | 2020                                     | 2021          | Variation      |
| Régulier National      | 6 679                          | 9 233        | 38,24%         | 27 743                                   | 36 279        | 30,77%         |
| Régulier International | 0                              | 0            | -              | 765                                      | 0             | -100,00%       |
| <b>TOTAL</b>           | <b>6 679</b>                   | <b>9 233</b> | <b>38,24%</b>  | <b>28 508</b>                            | <b>36 279</b> | <b>27,26%</b>  |
| Hydrocarbures          | 0                              | 0            | -              | 0  | 0             | -              |
| Ciment                 | 812                            | 407          | -49,88%        | 1 592                                    | 906           | -43,09%        |
| <b>TOTAL</b>           | <b>812</b>                     | <b>407</b>   | <b>-49,88%</b> | <b>1 592</b>                             | <b>906</b>    | <b>-43,09%</b> |
| <b>TOTAL</b>           | <b>7 491</b>                   | <b>9 640</b> | <b>28,69%</b>  | <b>30 100</b>                            | <b>37 185</b> | <b>23,54%</b>  |

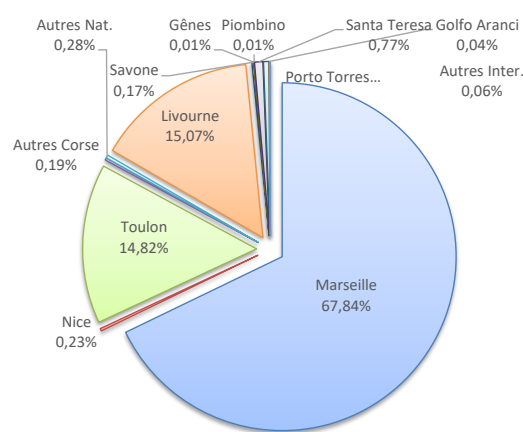
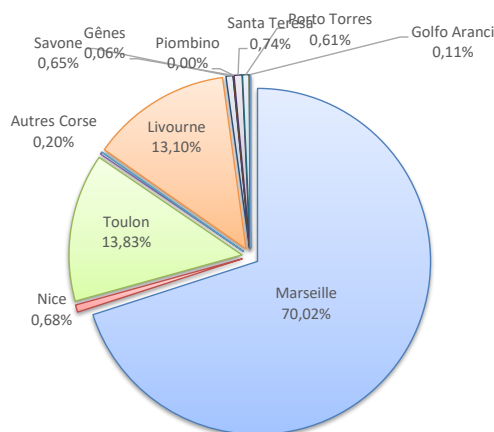
MARCHANDISES

|                    | Marchandises du 1er au 30 juin |                |               | Cumul Marchandises depuis le 1er Janvier |                  |               |
|--------------------|--------------------------------|----------------|---------------|--|------------------|---------------|
|                    | 2020                           | 2021           | Variation     | 2020                                     | 2021             | Variation     |
| Régulier National  | 245 963                        | 261 902        | 6,48%         | 1 263 439                                | 1 375 717        | 8,89%         |
| Régulier Internat° | 44 480                         | 47 209         | 6,14%         | 203 102                                  | 274 706          | 35,26%        |
| <b>TOTAL</b>       | <b>290 443</b>                 | <b>309 111</b> | <b>6,43%</b>  | <b>1 466 541</b>                         | <b>1 650 423</b> | <b>12,54%</b> |
| Hydrocarbures      | 33 039                         | 40 538         | 22,70%        | 167 654                                  | 200 605          | 19,65%        |
| Ciment             | 14 181                         | 13 613         | -4,01%        | 68 306                                   | 75 118           | 9,97%         |
| <b>TOTAL</b>       | <b>47 220</b>                  | <b>54 151</b>  | <b>14,68%</b> | <b>235 960</b>                           | <b>275 723</b>   | <b>16,85%</b> |
| <b>TOTAL</b>       | <b>337 663</b>                 | <b>363 262</b> | <b>7,58%</b>  | <b>1 702 501</b>                         | <b>1 926 146</b> | <b>13,14%</b> |

**LIGNES**  
REGULIERS NAT° ET INTERNAT°

| Lignes        | Pax     | Variation n-1 |
|---------------|---------|---------------|
| Marseille     | 216 432 | 6,85%         |
| Nice          | 2 090   | -             |
| Toulon        | 42 762  | 1,96%         |
| Autres Corse  | 618     | -58,02%       |
| Autres Nat.   | 0       | -             |
| Livourne      | 40 481  | 6,05%         |
| Savone        | 1 998   | -20,11%       |
| Gênes         | 196     | -18,33%       |
| Piombino      | 0       | -             |
| Santa Teresa  | 2 301   | -34,13%       |
| Porto Torres  | 1 899   | -34,13%       |
| Golfo Aranci  | 334     | -             |
| Autres Inter. | 0       | -             |

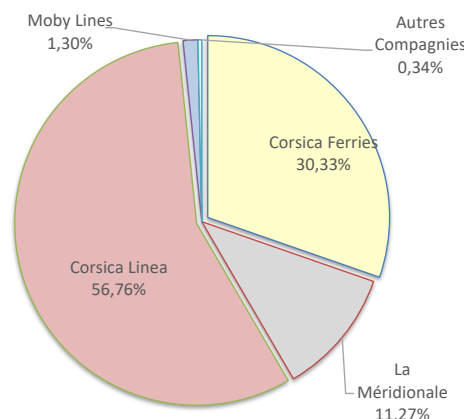
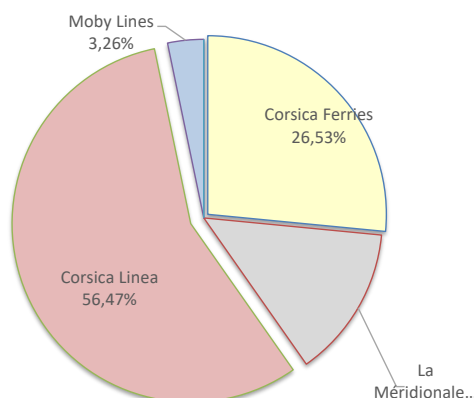
| Lignes        | Pax       | Variation n-1 |
|---------------|-----------|---------------|
| Marseille     | 1 119 630 | 18,41%        |
| Nice          | 3 774     | -89,93%       |
| Toulon        | 244 633   | -12,09%       |
| Autres Corse  | 3 078     | 44,30%        |
| Autres Nat.   | 4 602     | -             |
| Livourne      | 248 709   | 54,04%        |
| Savone        | 2 794     | -89,38%       |
| Gênes         | 225       | -6,25%        |
| Piombino      | 135       | -             |
| Santa Teresa  | 12 767    | 75,88%        |
| Porto Torres  | 8 378     | 60,01%        |
| Golfo Aranci  | 653       | -74,89%       |
| Autres Inter. | 1 045     | -             |



**COMPAGNIES**  
REGULIERS NAT° et INTERNAT°

| Compagnies        | Pax     | Variation n-1 |
|-------------------|---------|---------------|
| Corsica Ferries   | 82 007  | 10,77%        |
| La Méridionale    | 42 466  | 67,59%        |
| Corsica Linea     | 174 565 | -2,31%        |
| Moby Lines        | 10 073  | -13,74%       |
| Autres Compagnies | 0       | -             |

| Compagnies        | Pax     | Variation n-1 |
|-------------------|---------|---------------|
| Corsica Ferries   | 500 549 | 7,03%         |
| La Méridionale    | 185 991 | 73,59%        |
| Corsica Linea     | 936 698 | 6,98%         |
| Moby Lines        | 21 538  | 39,46%        |
| Autres Compagnies | 5 647   | -             |

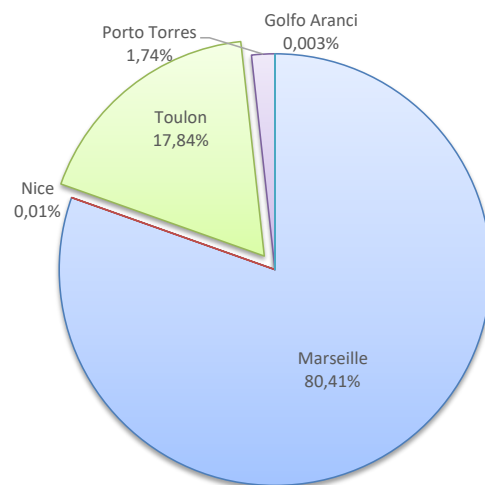
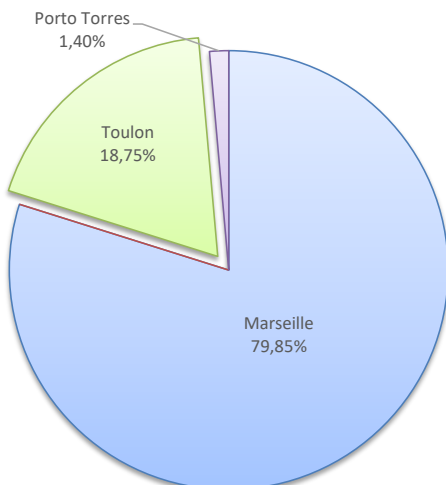


MARCHANDISES

|                    | Marchandises du 1er au 30 juin |               |               | Cumul Marchandises depuis le 1er Janvier |                |               |
|--------------------|--------------------------------|---------------|---------------|--|----------------|---------------|
|                    | 2020                           | 2021          | Variation     | 2020                                     | 2021           | Variation     |
| Régulier National  | 89 354                         | 81 874        | -8,37%        | 474 357                                  | 432 081        | -8,91%        |
| Régulier Internat° | 73                             | 1 165         | 1495,89%      | 4 175                                    | 7 659          | 83,45%        |
| <b>TOTAL</b>       | <b>89 427</b>                  | <b>83 039</b> | <b>-7,14%</b> | <b>478 532</b>                           | <b>439 740</b> | <b>-8,11%</b> |
| Hydrocarbures      | 13 410                         | 11 698        | -12,77%       | 71 633                                   | 74 888         | 4,54%         |
| Ciment             | 3 073                          | 3 719         | 21,02%        | 16 252                                   | 20 195         | 24,26%        |
| <b>TOTAL</b>       | <b>16 483</b>                  | <b>15 417</b> | <b>-6,47%</b> | <b>87 885</b>                            | <b>95 083</b>  | <b>8,19%</b>  |
| <b>TOTAL</b>       | <b>105 910</b>                 | <b>98 456</b> | <b>-7,04%</b> | <b>566 417</b>                           | <b>534 823</b> | <b>-5,58%</b> |

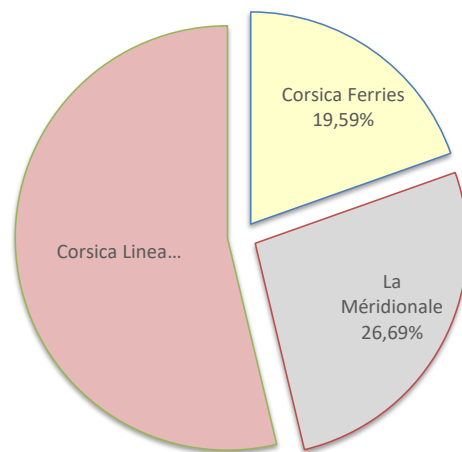
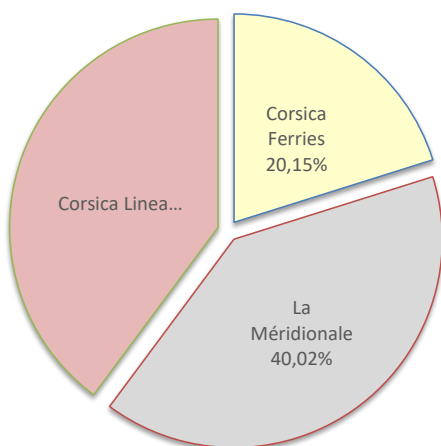
**LIGNES**  
REGULIERS NAT° ET INTERNAT°

| Lignes       | Pax    | Variation n-1 | Lignes       | Pax     | Variation n-1 |
|--------------|--------|---------------|--------------|---------|---------------|
| Marseille    | 66 305 | -9,07%        | Marseille    | 353 615 | 4,78%         |
| Nice         | 0      | -             | Nice         | 30      | -99,80%       |
| Toulon       | 15 569 | -5,29%        | Toulon       | 78 436  | -35,45%       |
| Porto Torres | 1 165  | 1495,89%      | Porto Torres | 7 644   | 83,09%        |
| Golfo Aranci | 0      | -             | Golfo Aranci | 15      | -             |



**COMPAGNIES**  
REGULIERS NAT° ET INTERNAT°

| Compagnies      | Pax    | Variation n-1 | Compagnies      | Pax     | Variation n-1 |
|-----------------|--------|---------------|-----------------|---------|---------------|
| Corsica Ferries | 16 734 | 1,35%         | Corsica Ferries | 86 125  | -31,48%       |
| La Méridionale  | 33 233 | -             | La Méridionale  | 117 350 | 5081,02%      |
| Corsica Linea   | 33 072 | -54,64%       | Corsica Linea   | 236 265 | -32,61%       |



MARCHANDISES

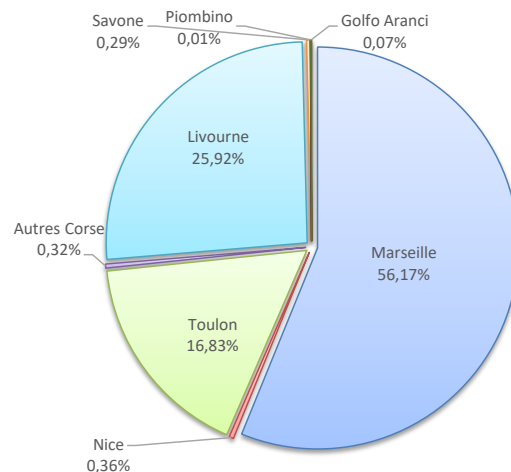
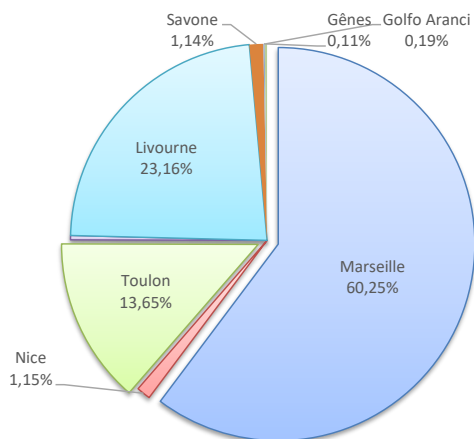
|                    | Marchandises du 1er au 30 juin |                |               |
|--------------------|--------------------------------|----------------|---------------|
|                    | 2020                           | 2021           | Variation     |
| Régulier National  | 117 252                        | 131 814        | 12,42%        |
| Régulier Internat° | 40 914                         | 43 009         | 5,12%         |
| <b>TOTAL</b>       | <b>158 166</b>                 | <b>174 823</b> | <b>10,53%</b> |
| Croisières         | 0                              | 0              | -             |
| Hydrocarbures      | 19 629                         | 28 840         | 46,93%        |
| Ciment             | 4 761                          | 3 973          | -16,55%       |
| <b>TOTAL</b>       | <b>24 390</b>                  | <b>32 813</b>  | <b>34,53%</b> |
| <b>TOTAL</b>       | <b>182 556</b>                 | <b>207 636</b> | <b>13,74%</b> |

|                    | Cumul Marchandises depuis le 1er Janvier |                  |               |
|--------------------|--|------------------|---------------|
|                    | 2020                                     | 2021             | Variation     |
| Régulier National  | 636 663                                  | 704 665          | 10,68%        |
| Régulier Internat° | 188 262                                  | 251 724          | 33,71%        |
| <b>TOTAL</b>       | <b>824 925</b>                           | <b>956 389</b>   | <b>15,94%</b> |
| Croisières         | 0  | 0                | -             |
| Hydrocarbures      | 96 021                                   | 125 717          | 30,93%        |
| Ciment             | 25 228                                   | 21 347           | -15,38%       |
| <b>TOTAL</b>       | <b>121 249</b>                           | <b>147 064</b>   | <b>21,29%</b> |
| <b>TOTAL</b>       | <b>946 174</b>                           | <b>1 103 453</b> | <b>16,62%</b> |

**LIGNES**  
REGULIERS NAT° ET INTERNAT°

| Lignes       | Pax     | Variation n-1 |
|--------------|---------|---------------|
| Marseille    | 105 324 | 15,99%        |
| Nice         | 2 011   | -             |
| Toulon       | 23 861  | -4,45%        |
| Autres Corse | 618     | -58,02%       |
| Livourne     | 40 481  | 6,05%         |
| Savone       | 1 998   | -20,11%       |
| Gênes        | 196     | -18,33%       |
| Piombino     | 0       | -             |
| Golfo Aranci | 334     | -             |

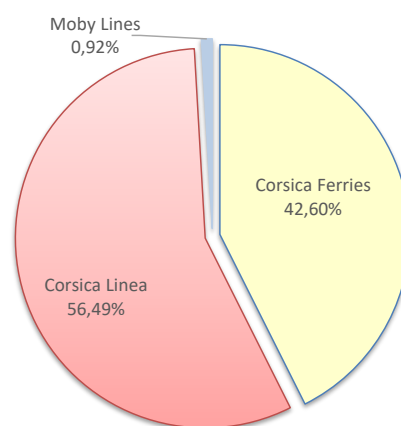
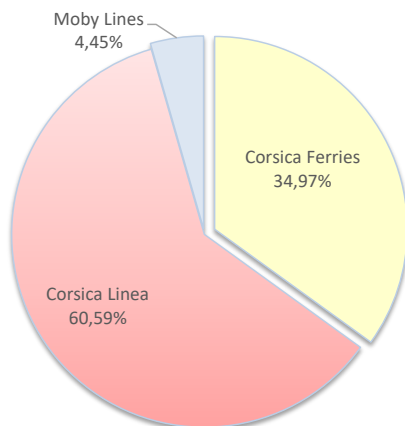
| Lignes       | Pax     | Variation n-1 |
|--------------|---------|---------------|
| Marseille    | 537 168 | 16,95%        |
| Nice         | 3 425   | -82,42%       |
| Toulon       | 160 994 | 3,31%         |
| Autres Corse | 3 078   | 52,60%        |
| Livourne     | 247 932 | 53,58%        |
| Savone       | 2 794   | -89,38%       |
| Gênes        | 225     | -6,25%        |
| Piombino     | 135     | -             |
| Golfo Aranci | 638     | 136,30%       |



**COMPAGNIES**  
REGULIERS NAT° ET INTERNAT°

| Compagnies      | Pax     | Variation n-1 |
|-----------------|---------|---------------|
| Corsica Ferries | 61 128  | 7,25%         |
| Corsica Linea   | 105 923 | 14,78%        |
| Moby Lines      | 7 772   | -12,59%       |

| Compagnies      | Pax     | Variation n-1 |
|-----------------|---------|---------------|
| Corsica Ferries | 407 391 | 20,60%        |
| Corsica Linea   | 540 227 | 12,96%        |
| Moby Lines      | 8 771   | -1,35%        |



# PORT DE COMMERCE DE BONIFACIO

juin 2021

## MARCHANDISES

| Marchandises du 1er au 30 juin |              |                |
|--------------------------------|--------------|----------------|
| 2020                           | 2021         | Variation      |
| 0                              | 0            | -              |
| 3 493                          | 2 301        | -34,13%        |
| <b>3 493</b>                   | <b>2 301</b> | <b>-34,13%</b> |

| Cumul Marchandises depuis le 1er Janvier |               |               |
|--|---------------|---------------|
| 2020                                     | 2021          | Variation     |
| 0  | 0             | -             |
| 7 259                                    | 13 812        | 90,27%        |
| <b>7 259</b>                             | <b>13 812</b> | <b>90,27%</b> |

|                    |              |              |                |
|--------------------|--------------|--------------|----------------|
| Régulier National  | 0            | 0            | -              |
| Régulier Internat° | 3 493        | 2 301        | -34,13%        |
| <b>TOTAL</b>       | <b>3 493</b> | <b>2 301</b> | <b>-34,13%</b> |

|               |          |          |          |
|---------------|----------|----------|----------|
| Hydrocarbures | 0        | 0        | -        |
| Ciment        | 0        | 0        | -        |
| <b>TOTAL</b>  | <b>0</b> | <b>0</b> | <b>-</b> |

|          |          |          |
|----------|----------|----------|
| 0        | 0        | -        |
| 0        | 0        | -        |
| <b>0</b> | <b>0</b> | <b>-</b> |

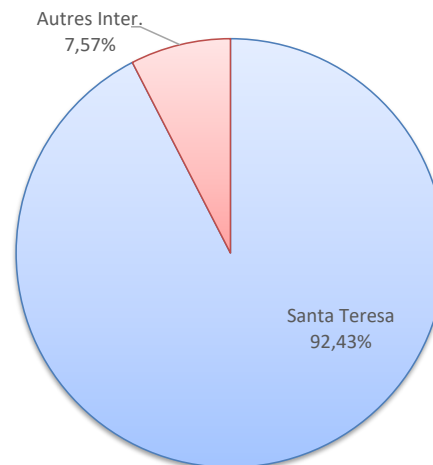
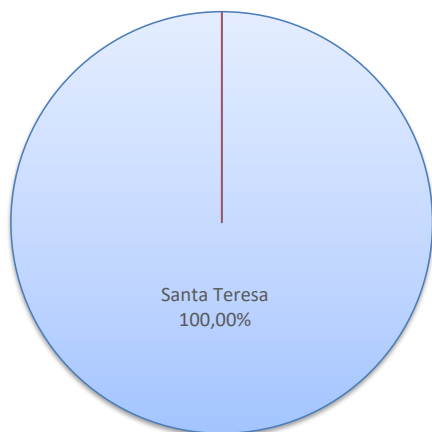
|              |              |              |                |
|--------------|--------------|--------------|----------------|
| <b>TOTAL</b> | <b>3 493</b> | <b>2 301</b> | <b>-34,13%</b> |
|--------------|--------------|--------------|----------------|

|              |               |               |
|--------------|---------------|---------------|
| <b>7 259</b> | <b>13 812</b> | <b>90,27%</b> |
|--------------|---------------|---------------|

| Lignes        | Pax   | Variation n-1 |
|---------------|-------|---------------|
| Santa Teresa  | 2 301 | -34,13%       |
| Autres Inter. | 0     | -             |

| Lignes        | Pax    | Variation n-1 |
|---------------|--------|---------------|
| Santa Teresa  | 12 767 | 75,88%        |
| Autres Inter. | 1 045  | -             |

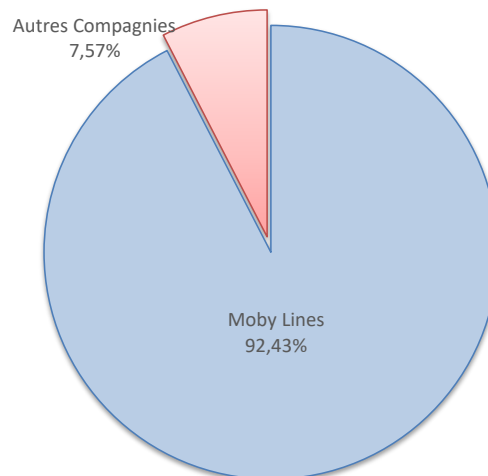
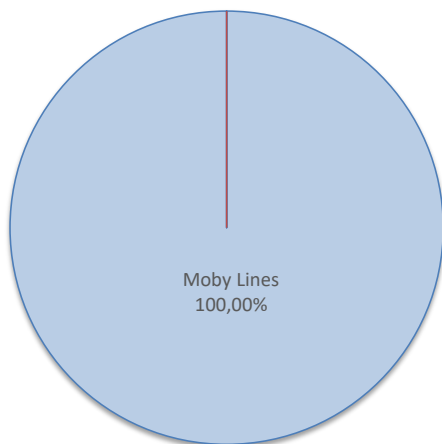
**LIGNES**  
REGULIERS NAT° ET INTERNAT°



| Compagnies        | Pax   | Variation n-1 |
|-------------------|-------|---------------|
| Moby Lines        | 2 301 | -17,44%       |
| Autres Compagnies | 0     | -             |

| Compagnies        | Pax    | Variation n-1 |
|-------------------|--------|---------------|
| Moby Lines        | 12 767 | 94,83%        |
| Autres Compagnies | 1 045  | -             |

**COMPAGNIES**  
REGULIERS NAT° ET INTERNAT°



# PORT DE COMMERCE DE L'ILE-ROUSSE

juin 2021

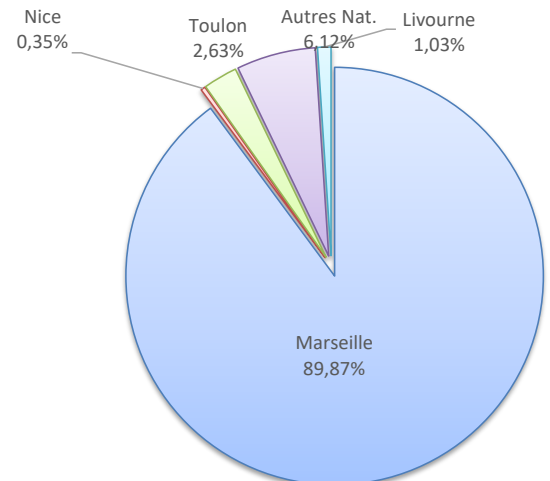
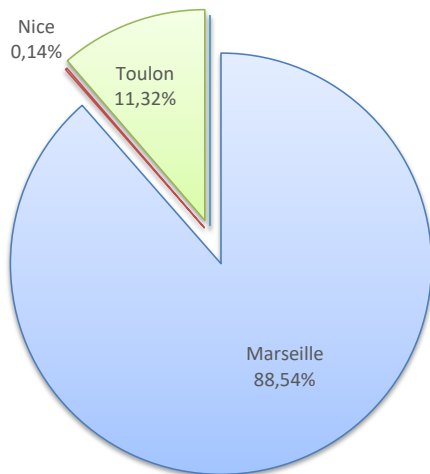
## MARCHANDISES

|                    | Marchandises du 1er au 30 juin |               |                | Cumul Marchandises depuis le 1er Janvier |               |                |
|--------------------|--------------------------------|---------------|----------------|--|---------------|----------------|
|                    | 2020                           | 2021          | Variation      | 2020                                     | 2021          | Variation      |
| Régulier National  | 13 541                         | 14 253        | 5,26%          | 42 951                                   | 74 409        | 73,24%         |
| Régulier Internat° | 0                              | 0             | -              | 296                                      | 777           | 162,50%        |
| <b>TOTAL</b>       | <b>13 541</b>                  | <b>14 253</b> | <b>5,26%</b>   | <b>43 247</b>                            | <b>75 186</b> | <b>73,85%</b>  |
| <b>dont MD</b>     | <b>547</b>                     | <b>500</b>    | <b>-8,59%</b>  | <b>1624</b>                              | <b>4184</b>   | <b>157,64%</b> |
| Hydrocarbures      | 0                              | 0             | -              | 0  | 0             | -              |
| Ciment             | 2 037                          | 1 745         | -14,33%        | 10 795                                   | 11 428        | 5,86%          |
| <b>TOTAL</b>       | <b>2 037</b>                   | <b>1 745</b>  | <b>-14,33%</b> | <b>10 795</b>                            | <b>11 428</b> | <b>5,86%</b>   |
| <b>TOTAL</b>       | <b>15 578</b>                  | <b>15 998</b> | <b>2,70%</b>   | <b>54 042</b>                            | <b>86 614</b> | <b>60,27%</b>  |

### LIGNES REGULIERS NAT° ET INTERNAT°

| Lignes      | Pax    | Variation n-1 |
|-------------|--------|---------------|
| Marseille   | 12 620 | -6,45%        |
| Nice        | 20     | -             |
| Toulon      | 1 613  | 3062,75%      |
| Autres Nat. | 0      | -             |
| Livourne    | 0      | -             |

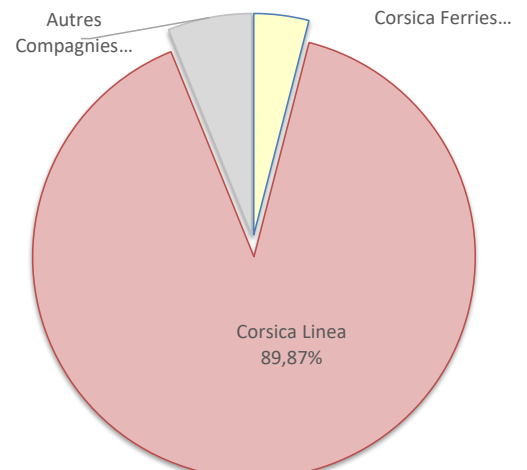
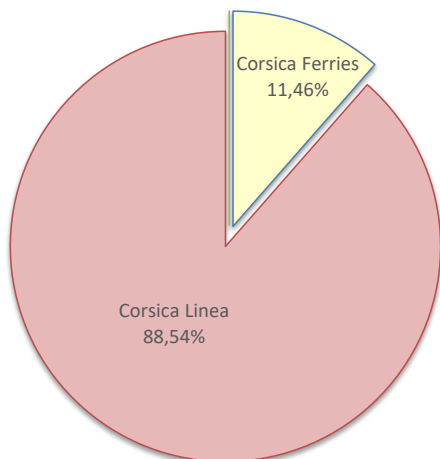
| Lignes      | Pax    | Variation n-1 |
|-------------|--------|---------------|
| Marseille   | 67 568 | 69,72%        |
| Nice        | 260    | -90,22%       |
| Toulon      | 1 979  | 440,71%       |
| Autres Nat. | 4 602  | -             |
| Livourne    | 777    | -             |



### COMPAGNIES REGULIERS NAT° ET INTERNAT°

| Compagnies        | Pax    | Variation n-1 |
|-------------------|--------|---------------|
| Corsica Ferries   | 1 633  | 3101,96%      |
| Corsica Linea     | 12 620 | -6,45%        |
| Autres Compagnies | 0      | -             |

| Compagnies        | Pax    | Variation n-1 |
|-------------------|--------|---------------|
| Corsica Ferries   | 3 016  | 136,92%       |
| Corsica Linea     | 67 568 | 60,98%        |
| Autres Compagnies | 4 602  | -             |



# PORT DE COMMERCE DE PORTO-VECCHIO

juin 2021

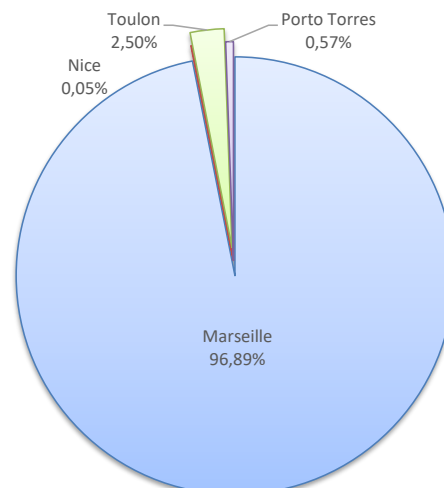
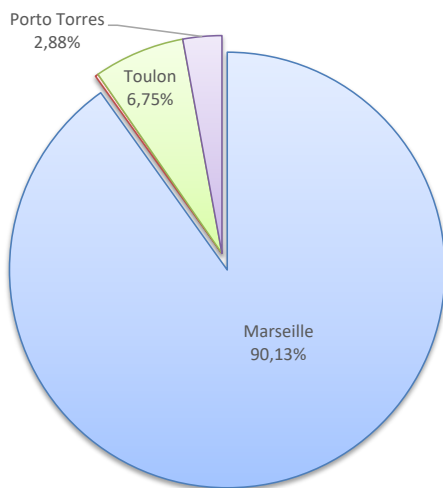
## MARCHANDISES

|                    | Marchandises du 1er au 30 juin |               |               | Cumul Marchandises depuis le 1er Janvier |                |               |
|--------------------|--------------------------------|---------------|---------------|--|----------------|---------------|
|                    | 2020                           | 2021          | Variation     | 2020                                     | 2021           | Variation     |
| Régulier National  | 19 137                         | 24 728        | 29,22%        | 81 725                                   | 128 283        | 56,97%        |
| Régulier Internat° | 0                              | 734           | -             | 2 345                                    | 734            | -68,70%       |
| <b>TOTAL</b>       | <b>19 137</b>                  | <b>25 462</b> | <b>33,05%</b> | <b>84 070</b>                            | <b>129 017</b> | <b>53,46%</b> |
| Hydrocarbures      | 0                              | 0             | -             | 0  | 0              | -             |
| Ciment             | 3 498                          | 3 769         | 7,75%         | 14 439                                   | 21 242         | 47,12%        |
| <b>TOTAL</b>       | <b>3 498</b>                   | <b>3 769</b>  | <b>7,75%</b>  | <b>14 439</b>                            | <b>21 242</b>  | <b>47,12%</b> |
| <b>TOTAL</b>       | <b>22 635</b>                  | <b>29 231</b> | <b>29,14%</b> | <b>98 509</b>                            | <b>150 259</b> | <b>52,53%</b> |

### LIGNES REGULIERS NAT° ET INTERNAT°

| Lignes       | Pax    | Variation n-1 |
|--------------|--------|---------------|
| Marseille    | 22 950 | 22,99%        |
| Nice         | 59     | -             |
| Toulon       | 1 719  | 260,38%       |
| Porto Torres | 734    | -             |

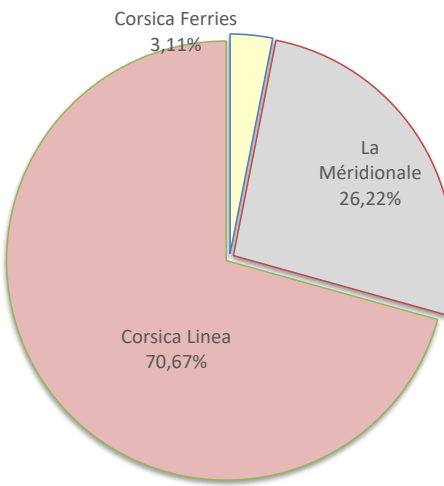
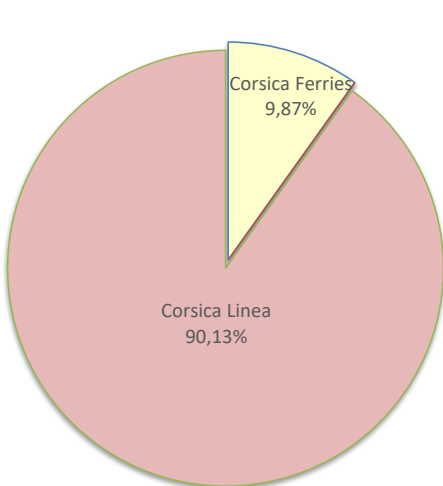
| Lignes       | Pax     | Variation n-1 |
|--------------|---------|---------------|
| Marseille    | 125 000 | 53,99%        |
| Nice         | 59      | 391,67%       |
| Toulon       | 3 224   | 497,04%       |
| Porto Torres | 734     | -             |



### COMPAGNIES REGULIERS NAT° ET INTERNAT°

| Compagnies      | Pax    | Variation n-1 |
|-----------------|--------|---------------|
| Corsica Ferries | 2 512  | 426,62%       |
| La Méridionale  | 0      | -100,00%      |
| Corsica Linea   | 22 950 | -             |

| Compagnies      | Pax    | Variation n-1 |
|-----------------|--------|---------------|
| Corsica Ferries | 4 017  | 38,66%        |
| La Méridionale  | 33 822 | -55,71%       |
| Corsica Linea   | 91 178 | 1799,15%      |





# PORT DE COMMERCE DE PROPRIANO

juin 2021

## MARCHANDISES

| Marchandises du 1er au 30 juin |              |                     |
|--------------------------------|--------------|---------------------|
| 2020                           | 2021         | Variation           |
| Régulier National              | 6 679        | 9 233 <b>38,24%</b> |
| Régulier Internat°             | 0            | 0 -                 |
| <b>TOTAL</b>                   | <b>6 679</b> | <b>9 233 38,24%</b> |

| Cumul Marchandises depuis le 1er Janvier |               |                 |
|--|---------------|-----------------|
| 2020                                     | 2021          | Variation       |
| 27 743                                   | 36 279        | <b>30,77%</b>   |
| 765                                      | 0             | <b>-100,00%</b> |
| <b>28 508</b>                            | <b>36 279</b> | <b>27,26%</b>   |

|                    |              |              |               |
|--------------------|--------------|--------------|---------------|
| Régulier National  | 6 679        | 9 233        | 38,24%        |
| Régulier Internat° | 0            | 0            | -             |
| <b>TOTAL</b>       | <b>6 679</b> | <b>9 233</b> | <b>38,24%</b> |

|            |   |   |   |
|------------|---|---|---|
| Croisières | 0 | 0 | - |
|------------|---|---|---|

|                        |            |            |                |
|------------------------|------------|------------|----------------|
| Hydrocarbures (Bitume) | 0          | 0          | -              |
| Ciment                 | 812        | 407        | -49,88%        |
| <b>TOTAL</b>           | <b>812</b> | <b>407</b> | <b>-49,88%</b> |

|              |              |              |               |
|--------------|--------------|--------------|---------------|
| <b>TOTAL</b> | <b>7 491</b> | <b>9 640</b> | <b>28,69%</b> |
|--------------|--------------|--------------|---------------|

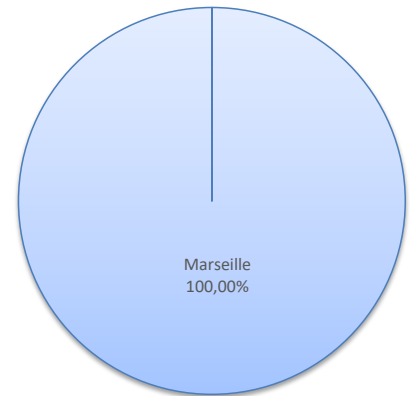
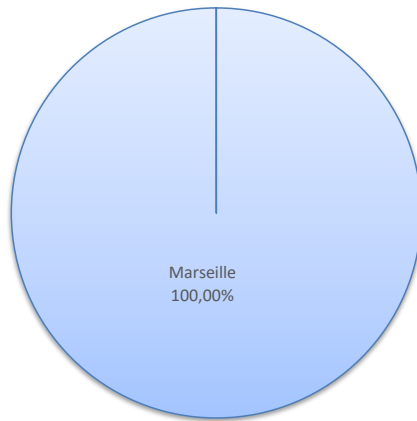
|            |   |   |   |
|------------|---|---|---|
| Croisières | 0 | 0 | - |
|------------|---|---|---|

|                        |              |            |                |
|------------------------|--------------|------------|----------------|
| Hydrocarbures (Bitume) | 0            | 0          | -              |
| Ciment                 | 1 592        | 906        | -43,09%        |
| <b>TOTAL</b>           | <b>1 592</b> | <b>906</b> | <b>-43,09%</b> |

|              |               |               |               |
|--------------|---------------|---------------|---------------|
| <b>TOTAL</b> | <b>30 100</b> | <b>37 185</b> | <b>23,54%</b> |
|--------------|---------------|---------------|---------------|

| Lignes    | Pax   | Variation n-1 |
|-----------|-------|---------------|
| Marseille | 9 233 | 38,24%        |

| Lignes    | Pax    | Variation n-1 |
|-----------|--------|---------------|
| Marseille | 36 279 | 30,77%        |

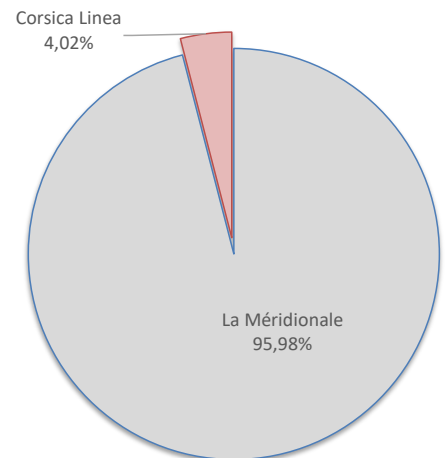
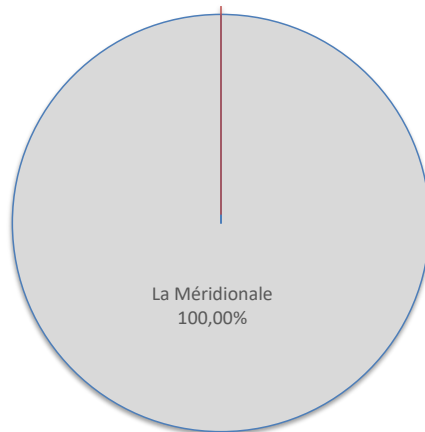


LIGNES

REGULIERS NAT° ET INTERNAT°

| Compagnies     | Pax   | Variation n-1 |
|----------------|-------|---------------|
| La Méridionale | 9 233 | 38,24%        |
| Corsica Linea  | 0     | -             |

| Compagnies     | Pax    | Variation n-1 |
|----------------|--------|---------------|
| La Méridionale | 34 819 | 22,14%        |
| Corsica Linea  | 1 460  | -             |



COMPAGNIES

REGULIERS NAT° ET INTERNAT°