

Ports de Commerce de Corse

Porti di Commerciù di Corsica

Mensuel

U Misincu

Escales 2021

Scali 2021

mai-21

ESCALES GLOBAL

| TOTAL PORTS | Escalaes du 1er au 31 Mai | | | Cumul Escalaes depuis le 1er Janvier | | |
|------------------------|---------------------------|------------|----------------|--------------------------------------|--------------|---------------|
| | 2020 | 2021 | Variation | 2020 | 2021 | Variation |
| Régulier National | 179 | 365 | 103,91% | 943 | 1 299 | 37,75% |
| Régulier International | 45 | 173 | 284,44% | 420 | 545 | 29,76% |
| TOTAL | 224 | 538 | 140,18% | 1 363 | 1 844 | 35,29% |
| Croisières | 0 | 0 | - | 5 | 0 | -100,00% |
| Hydrocarbures | 9 | 14 | 55,56% | 57 | 60 | 5,26% |
| Ciment | 15 | 19 | 26,67% | 77 | 98 | 27,27% |
| TOTAL | 24 | 33 | 37,50% | 134 | 158 | 17,91% |
| TOTAL | 248 | 571 | 130,24% | 1 502 | 2 002 | 33,29% |

| AJACCIO | Escalaes du 1er au 31 Mai | | | Cumul Escalaes depuis le 1er Janvier | | |
|------------------------|---------------------------|------------|---------------|--------------------------------------|------------|---------------|
| | 2020 | 2021 | Variation | 2020 | 2021 | Variation |
| Régulier National | 45 | 80 | 77,78% | 236 | 310 | 31,36% |
| Régulier International | 0 | 9 | - | 9 | 18 | 100,00% |
| TOTAL | 45 | 89 | 97,78% | 245 | 328 | 33,88% |
| Croisières | 0 | 0 | - | 5 | 0 | -100,00% |
| Hydrocarbures | 4 | 5 | 25,00% | 22 | 20 | -9,09% |
| Ciment | 3 | 6 | 100,00% | 20 | 27 | 35,00% |
| TOTAL | 7 | 11 | 57,14% | 42 | 47 | 11,90% |
| TOTAL | 52 | 100 | 92,31% | 292 | 375 | 28,42% |

| BASTIA | Escalaes du 1er au 31 Mai | | | Cumul Escalaes depuis le 1er Janvier | | |
|------------------------|---------------------------|------------|----------------|--------------------------------------|--------------|---------------|
| | 2020 | 2021 | Variation | 2020 | 2021 | Variation |
| Régulier National | 103 | 174 | 68,93% | 546 | 672 | 23,08% |
| Régulier International | 21 | 82 | 290,48% | 257 | 281 | 9,34% |
| TOTAL | 124 | 256 | 106,45% | 803 | 953 | 18,68% |
| Croisières | 0 | 0 | - | 0 | 0 | - |
| Hydrocarbures | 5 | 9 | 80,00% | 35 | 40 | 14,29% |
| Ciment | 4 | 4 | 0,00% | 18 | 22 | 22,22% |
| TOTAL | 9 | 13 | 44,44% | 53 | 62 | 16,98% |
| TOTAL | 133 | 269 | 102,26% | 856 | 1 015 | 18,57% |

| BONIFACIO | Escalaes du 1er au 31 Mai | | | Cumul Escalaes depuis le 1er Janvier | | |
|------------------------|---------------------------|-----------|----------------|--------------------------------------|------------|---------------|
| | 2020 | 2021 | Variation | 2020 | 2021 | Variation |
| Régulier National | 0 | 0 | - | 0 | 0 | - |
| Régulier International | 24 | 81 | 237,50% | 144 | 242 | 68,06% |
| TOTAL | 24 | 81 | 237,50% | 144 | 242 | 68,06% |
| Croisières | 0 | 0 | - | 0 | 0 | - |
| Hydrocarbures | 0 | 0 | - | 0 | 0 | - |
| Ciment | 0 | 0 | - | 0 | 0 | - |
| TOTAL | 0 | 0 | - | 0 | 0 | - |
| TOTAL | 24 | 81 | 237,50% | 144 | 242 | 68,06% |

| L'ILE-ROUSSE | Escalaes du 1er au 31 Mai | | | Cumul Escalaes depuis le 1er Janvier | | |
|------------------------|---------------------------|-----------|----------------|--------------------------------------|------------|----------------|
| | 2020 | 2021 | Variation | 2020 | 2021 | Variation |
| Régulier National | 14 | 69 | 392,86% | 67 | 176 | 162,69% |
| Régulier International | 0 | 1 | - | 1 | 4 | 300,00% |
| TOTAL | 14 | 70 | 400,00% | 68 | 180 | 164,71% |
| Croisières | 0 | 0 | - | 0 | 0 | - |
| Hydrocarbures | 0 | 0 | - | 0 | 0 | - |
| Ciment | 2 | 3 | 50,00% | 15 | 16 | 6,67% |
| TOTAL | 2 | 3 | 50,00% | 15 | 16 | 6,67% |
| TOTAL | 16 | 73 | 356,25% | 83 | 196 | 136,14% |

| PORTO-VECCHIO | Escalaes du 1er au 31 Mai | | | Cumul Escalaes depuis le 1er Janvier | | |
|------------------------|---------------------------|-----------|----------------|--------------------------------------|------------|---------------|
| | 2020 | 2021 | Variation | 2020 | 2021 | Variation |
| Régulier National | 11 | 28 | 154,55% | 56 | 89 | 58,93% |
| Régulier International | 0 | 0 | - | 6 | 0 | -100,00% |
| TOTAL | 11 | 28 | 154,55% | 62 | 89 | 43,55% |
| Croisières | 0 | 0 | - | 0 | 0 | - |
| Hydrocarbures | 0 | 0 | - | 0 | 0 | - |
| Ciment | 5 | 5 | 0,00% | 21 | 32 | 52,38% |
| TOTAL | 5 | 5 | 0,00% | 21 | 32 | 52,38% |
| TOTAL | 16 | 33 | 106,25% | 83 | 121 | 45,78% |

| PROPRIANO | Escalaes du 1er au 31 Mai | | | Cumul Escalaes depuis le 1er Janvier | | |
|------------------------|---------------------------|-----------|----------------|--------------------------------------|-----------|----------------|
| | 2020 | 2021 | Variation | 2020 | 2021 | Variation |
| Régulier National | 6 | 14 | 133,33% | 38 | 52 | 36,84% |
| Régulier International | 0 | 0 | - | 3 | 0 | -100,00% |
| TOTAL | 6 | 14 | 133,33% | 41 | 52 | 26,83% |
| Croisières | 0 | 0 | - | 0 | 0 | - |
| Hydrocarbures | 0 | 0 | - | 0 | 0 | - |
| Ciment | 1 | 1 | 0,00% | 3 | 1 | -66,67% |
| TOTAL | 1 | 1 | 0,00% | 3 | 1 | -66,67% |
| TOTAL | 7 | 15 | 114,29% | 44 | 53 | 20,45% |

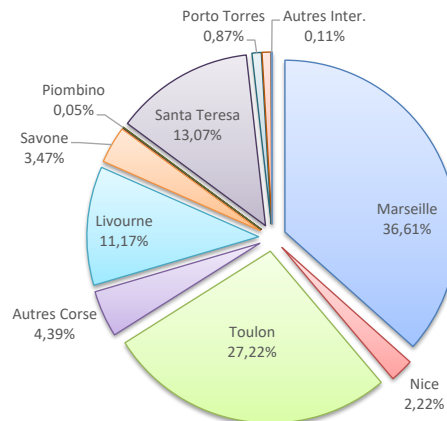
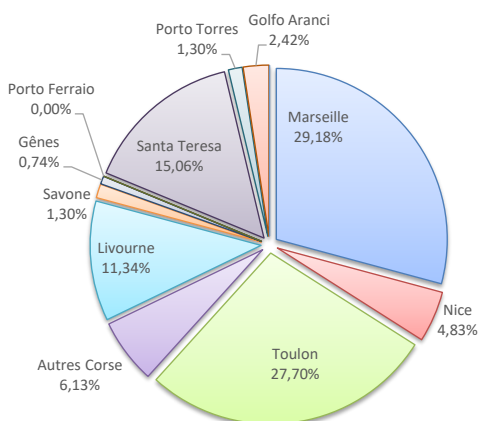
ESCALES

| | Escalaes du 1er au 31 Mai | | | Cumul Escalaes depuis le 1er Janvier | | |
|--------------------|---------------------------|------------|----------------|--------------------------------------|--------------|---------------|
| | 2020 | 2021 | Variation | 2020 | 2021 | Variation |
| Régulier National | 179 | 365 | 103,91% | 943 | 1 299 | 37,75% |
| Régulier Internat° | 45 | 173 | 284,44% | 420 | 545 | 29,76% |
| TOTAL | 224 | 538 | 140,18% | 1 363 | 1 844 | 35,29% |
| Croisières | 0 | 0 | - | 5 | 0 | -100,00% |
| Hydrocarbures | 9 | 14 | 55,56% | 57 | 60 | 5,26% |
| Ciment | 15 | 19 | 26,67% | 77 | 98 | 27,27% |
| TOTAL | 24 | 33 | 37,50% | 134 | 158 | 17,91% |
| TOTAL | 248 | 571 | 130,24% | 1 502 | 2 002 | 33,29% |

LIGNES
REGULIERS NAT° ET INTERNAT°

| Lignes | Pax | Variation n-1 |
|---------------|-----|---------------|
| Marseille | 157 | 49,52% |
| Nice | 26 | - |
| Toulon | 149 | 101,35% |
| Autres Corse | 33 | - |
| Livourne | 61 | 190,48% |
| Savone | 7 | - |
| Gênes | 4 | - |
| Piombino | 0 | - |
| Porto Ferraio | 0 | - |
| Santa Teresa | 81 | 237,50% |
| Porto Torres | 7 | 237,50% |
| Golfo Aranci | 13 | - |
| Autres Inter. | 0 | - |

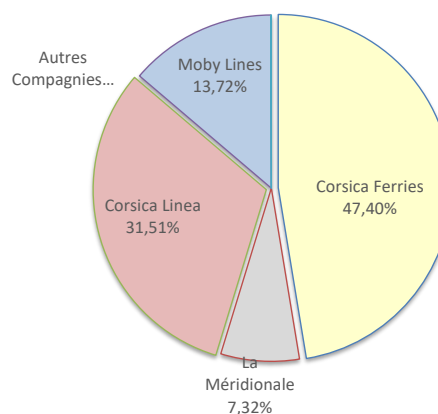
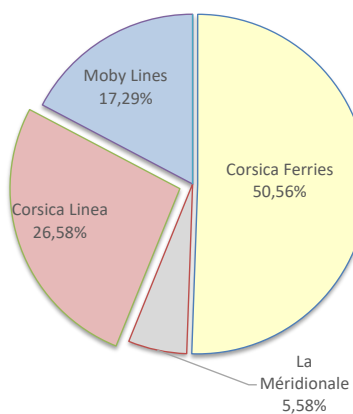
| Lignes | Pax | Variation n-1 |
|---------------|-----|---------------|
| Marseille | 675 | 42,71% |
| Nice | 41 | -28,07% |
| Toulon | 502 | 30,05% |
| Autres Corse | 81 | 200,00% |
| Livourne | 206 | 6,19% |
| Savone | 64 | 6,67% |
| Gênes | 0 | - |
| Piombino | 1 | - |
| Porto Ferraio | 0 | - |
| Santa Teresa | 241 | 67,36% |
| Porto Torres | 16 | 23,08% |
| Golfo Aranci | 15 | 87,50% |
| Autres Inter. | 2 | - |



COMPAGNIES
REGULIERS NAT° et INTERNAT°

| Compagnies | Pax | Variation n-1 |
|-------------------|-----|---------------|
| Corsica Ferries | 272 | 186,32% |
| La Méridionale | 30 | 76,47% |
| Corsica Linea | 143 | 62,50% |
| Moby Lines | 93 | 287,50% |
| Autres Compagnies | 0 | - |

| Compagnies | Pax | Variation n-1 |
|-------------------|-----|---------------|
| Corsica Ferries | 874 | 23,10% |
| La Méridionale | 135 | 68,75% |
| Corsica Linea | 581 | 35,75% |
| Moby Lines | 253 | 74,48% |
| Autres Compagnies | 1 | - |



ESCALES

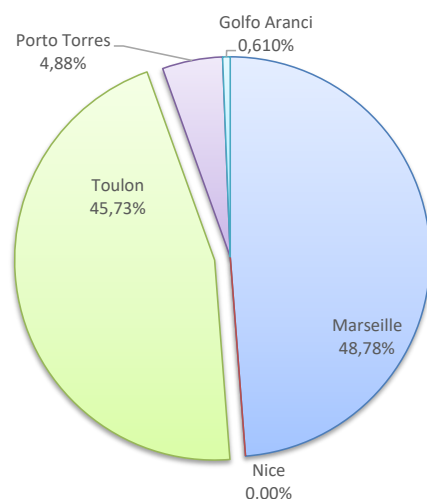
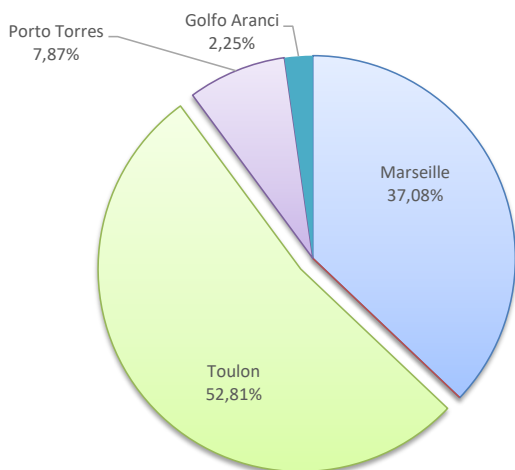
| | Escalaes du 1er au 31 Mai | | |
|--------------------|---------------------------|------------|---------------|
| | 2020 | 2021 | Variation |
| Régulier National | 45 | 80 | 77,78% |
| Régulier Internat° | 0 | 9 | - |
| TOTAL | 45 | 89 | 97,78% |
| Croisières | 0 | 0 | - |
| Hydrocarbures | 4 | 5 | 25,00% |
| Ciment | 3 | 6 | 100,00% |
| TOTAL | 7 | 11 | 57,14% |
| TOTAL | 52 | 100 | 92,31% |

| | Cumul Escalaes depuis le 1er Janvier | | |
|--------------------|--------------------------------------|------------|---------------|
| | 2020 | 2021 | Variation |
| Régulier National | 236 | 310 | 31,36% |
| Régulier Internat° | 9 | 18 | 100,00% |
| TOTAL | 245 | 328 | 33,88% |
| Croisières | 5 | 0 | -100,00% |
| Hydrocarbures | 22 | 20 | -9,09% |
| Ciment | 20 | 27 | 35,00% |
| TOTAL | 42 | 47 | 11,90% |
| TOTAL | 292 | 375 | 28,42% |

LIGNES
REGULIERS NAT° ET INTERNAT°

| Lignes | Pax | Variation n-1 |
|--------------|-----|---------------|
| Marseille | 33 | 50,00% |
| Nice | 0 | - |
| Toulon | 47 | 104,35% |
| Porto Torres | 7 | - |
| Golfo Aranci | 2 | - |

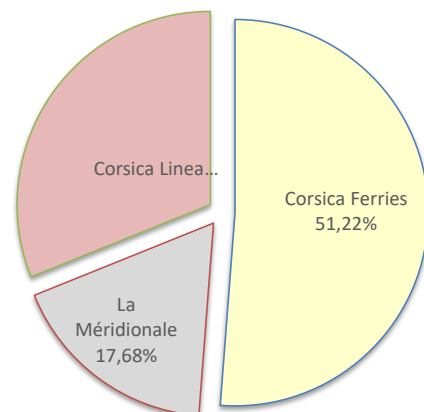
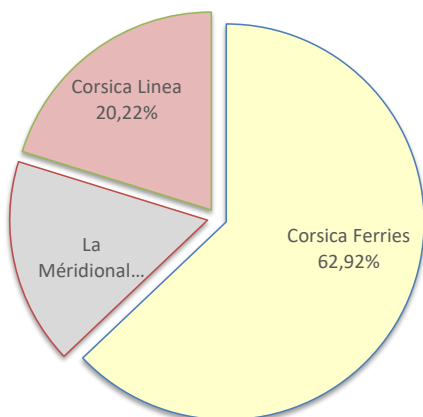
| Lignes | Pax | Variation n-1 |
|--------------|-----|---------------|
| Marseille | 160 | 39,13% |
| Nice | 0 | -100,00% |
| Toulon | 150 | 30,43% |
| Porto Torres | 16 | 77,78% |
| Golfo Aranci | 2 | - |



COMPAGNIES
REGULIERS NAT° ET INTERNAT°

| Compagnies | Pax | Variation n-1 |
|-----------------|-----|---------------|
| Corsica Ferries | 56 | 143,48% |
| La Méridionale | 15 | - |
| Corsica Linea | 18 | -18,18% |

| Compagnies | Pax | Variation n-1 |
|-----------------|-----|---------------|
| Corsica Ferries | 168 | 37,70% |
| La Méridionale | 58 | 2800,00% |
| Corsica Linea | 102 | -15,70% |



PORT DE COMMERCE DE BASTIA

mai 2021

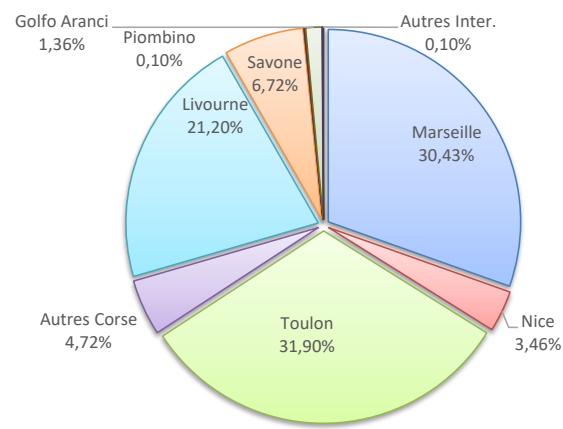
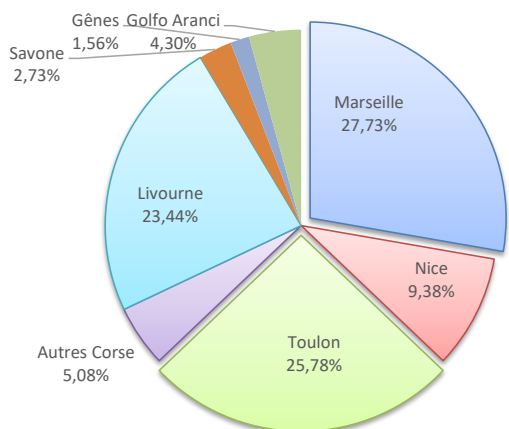
ESCALES

| | Escalaes du 1er au 31 Mai | | | Cumul Escalaes depuis le 1er Janvier | | |
|--------------------|---------------------------|------------|----------------|--------------------------------------|--------------|---------------|
| | 2020 | 2021 | Variation | 2020 | 2021 | Variation |
| Régulier National | 103 | 174 | 68,93% | 546 | 672 | 23,08% |
| Régulier Internat° | 21 | 82 | 290,48% | 257 | 281 | 9,34% |
| TOTAL | 124 | 256 | 106,45% | 803 | 953 | 18,68% |
| Croisières | 0 | 0 | - | 0 | 0 | - |
| Hydrocarbures | 5 | 9 | 80,00% | 35 | 40 | 14,29% |
| Ciment | 4 | 4 | 0,00% | 18 | 22 | 22,22% |
| TOTAL | 9 | 13 | 44,44% | 53 | 62 | 16,98% |
| TOTAL | 133 | 269 | 102,26% | 856 | 1 015 | 18,57% |

LIGNES REGULIERS NAT° ET INTERNAT°

| Lignes | Pax | Variation n-1 |
|---------------|-----|---------------|
| Marseille | 71 | 36,54% |
| Nice | 24 | - |
| Toulon | 66 | 29,41% |
| Autres Corse | 13 | - |
| Livourne | 60 | 185,71% |
| Savone | 7 | - |
| Gênes | 4 | - |
| Piombino | 0 | - |
| Golfo Aranci | 11 | - |
| Autres Inter. | 0 | - |

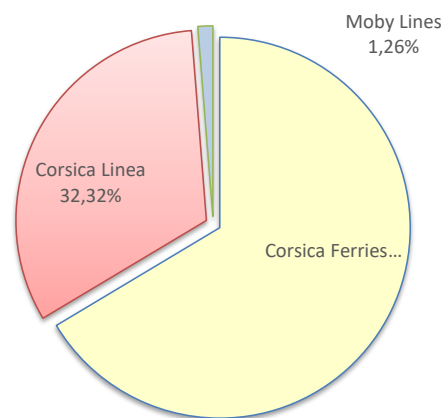
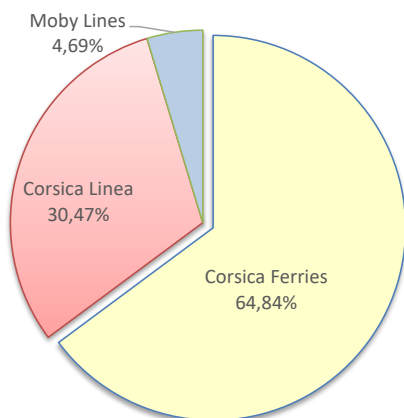
| Lignes | Pax | Variation n-1 |
|---------------|-----|---------------|
| Marseille | 290 | 27,19% |
| Nice | 33 | -15,38% |
| Toulon | 304 | 18,29% |
| Autres Corse | 45 | 104,55% |
| Livourne | 202 | 4,12% |
| Savone | 64 | 6,67% |
| Gênes | 0 | - |
| Piombino | 1 | - |
| Golfo Aranci | 13 | 550,00% |
| Autres Inter. | 1 | - |



COMPAGNIES REGULIERS NAT° ET INTERNAT°

| Compagnies | Pax | Variation n-1 |
|-----------------|-----|---------------|
| Corsica Ferries | 166 | 130,56% |
| Corsica Linea | 78 | 50,00% |
| Moby Lines | 12 | - |

| Compagnies | Pax | Variation n-1 |
|-----------------|-----|---------------|
| Corsica Ferries | 633 | 13,24% |
| Corsica Linea | 308 | 26,23% |
| Moby Lines | 12 | - |



PORT DE COMMERCE DE BONIFACIO

mai 2021

ESCALES

| Escalaes du 1er au 31 Mai | | |
|---------------------------|-----------|----------------|
| 2020 | 2021 | Variation |
| 0 | 0 | - |
| 24 | 81 | 237,50% |
| 24 | 81 | 237,50% |

| Cumul Escalaes depuis le 1er Janvier | | |
|--------------------------------------|------------|---------------|
| 2020 | 2021 | Variation |
| 0 | 0 | - |
| 144 | 242 | 68,06% |
| 144 | 242 | 68,06% |

| | | | |
|--------------------|-----------|-----------|----------------|
| Régulier National | 0 | 0 | - |
| Régulier Internat° | 24 | 81 | 237,50% |
| TOTAL | 24 | 81 | 237,50% |

| | | | |
|------------|---|---|---|
| Croisières | 0 | 0 | - |
|------------|---|---|---|

| | | | |
|---------------|----------|----------|----------|
| Hydrocarbures | 0 | 0 | - |
| Ciment | 0 | 0 | - |
| TOTAL | 0 | 0 | - |

| | | | |
|--------------|-----------|-----------|----------------|
| TOTAL | 24 | 81 | 237,50% |
|--------------|-----------|-----------|----------------|

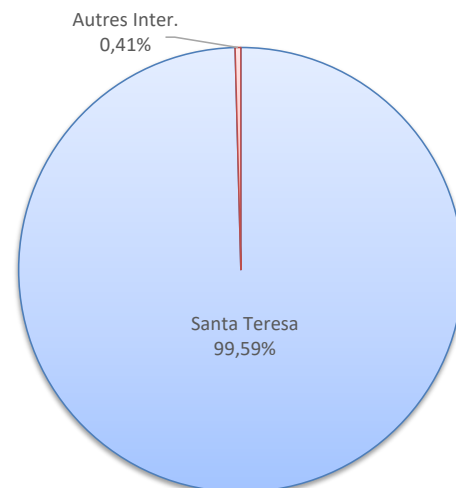
| | | |
|---|---|---|
| 0 | 0 | - |
|---|---|---|

| | | |
|----------|----------|----------|
| 0 | 0 | - |
| 0 | 0 | - |
| 0 | 0 | - |

| | | |
|------------|------------|---------------|
| 144 | 242 | 68,06% |
|------------|------------|---------------|

| Lignes | Pax | Variation n-1 |
|---------------|-----|---------------|
| Santa Teresa | 81 | 237,50% |
| Autres Inter. | 0 | - |

| Lignes | Pax | Variation n-1 |
|---------------|-----|---------------|
| Santa Teresa | 241 | 67,36% |
| Autres Inter. | 1 | - |

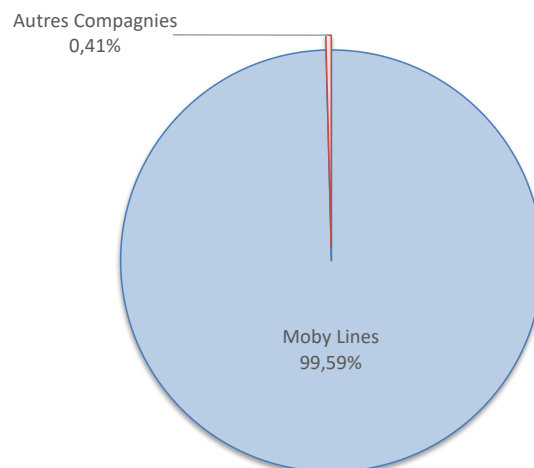
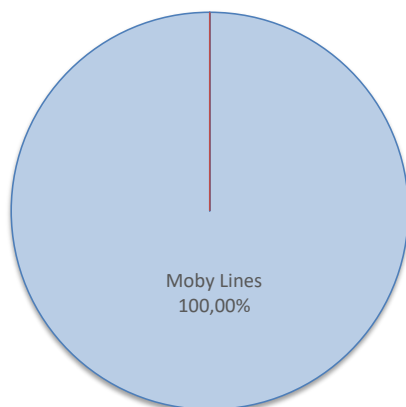


LIGNES

REGULIERS NAT° ET INTERNAT°

| Compagnies | Pax | Variation n-1 |
|-------------------|-----|---------------|
| Moby Lines | 81 | 237,50% |
| Autres Compagnies | 0 | - |

| Compagnies | Pax | Variation n-1 |
|-------------------|-----|---------------|
| Moby Lines | 241 | 67,36% |
| Autres Compagnies | 1 | - |



COMPAGNIES

REGULIERS NAT° ET INTERNAT°

PORT DE COMMERCE DE L'ILE-ROUSSE

mai 2021

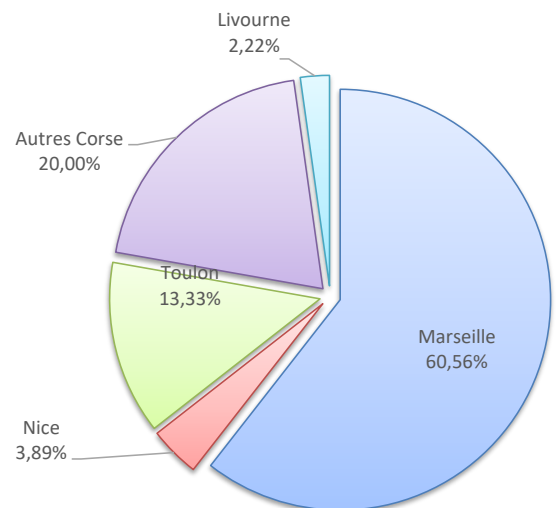
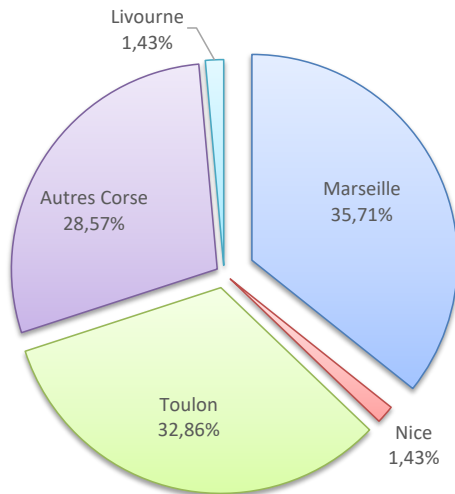
ESCALES

| | Escalaes du 1er au 31 Mai | | | Cumul Escalaes depuis le 1er Janvier | | |
|--------------------|---------------------------|-----------|----------------|--------------------------------------|------------|----------------|
| | 2020 | 2021 | Variation | 2020 | 2021 | Variation |
| Régulier National | 14 | 69 | 392,86% | 67 | 176 | 162,69% |
| Régulier Internat° | 0 | 1 | - | 1 | 4 | 300,00% |
| TOTAL | 14 | 70 | 400,00% | 68 | 180 | 164,71% |
| Croisières | 0 | 0 | - | 0 | 0 | - |
| Hydrocarbures | 0 | 0 | - | 0 | 0 | - |
| Ciment | 2 | 3 | 50,00% | 15 | 16 | 6,67% |
| TOTAL | 2 | 3 | 50,00% | 15 | 16 | 6,67% |
| TOTAL | 16 | 73 | 356,25% | 83 | 196 | 136,14% |

LIGNES REGULIERS NAT° ET INTERNAT°

| Lignes | Pax | Variation n-1 |
|--------------|-----|---------------|
| Marseille | 25 | 78,57% |
| Nice | 1 | - |
| Toulon | 23 | - |
| Autres Corse | 20 | - |
| Livourne | 1 | - |

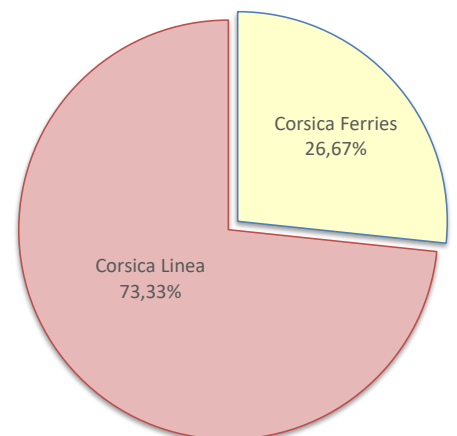
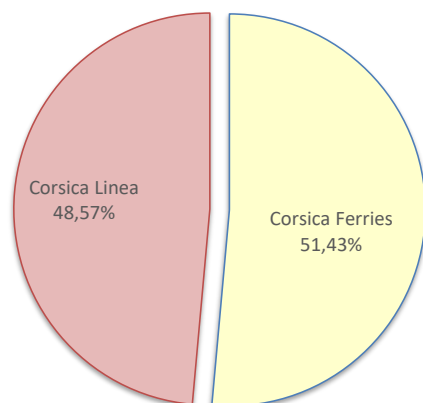
| Lignes | Pax | Variation n-1 |
|--------------|-----|---------------|
| Marseille | 109 | 122,45% |
| Nice | 7 | -36,36% |
| Toulon | 24 | 1100,00% |
| Autres Corse | 36 | 620,00% |
| Livourne | 4 | - |



COMPAGNIES REGULIERS NAT° ET INTERNAT°

| Compagnies | Pax | Variation n-1 |
|-----------------|-----|---------------|
| Corsica Ferries | 36 | - |
| Corsica Linea | 34 | 142,86% |

| Compagnies | Pax | Variation n-1 |
|-----------------|-----|---------------|
| Corsica Ferries | 48 | 300,00% |
| Corsica Linea | 132 | 135,71% |



PORT DE COMMERCE DE PORTO-VECCHIO

mai 2021

ESCALES

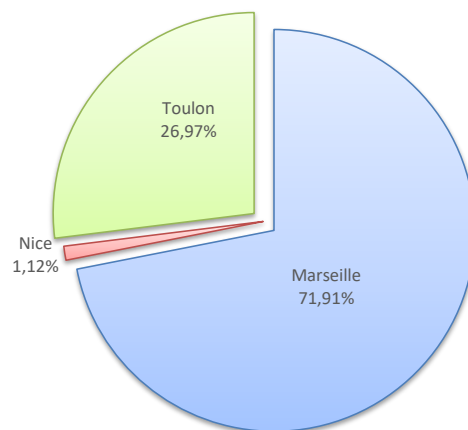
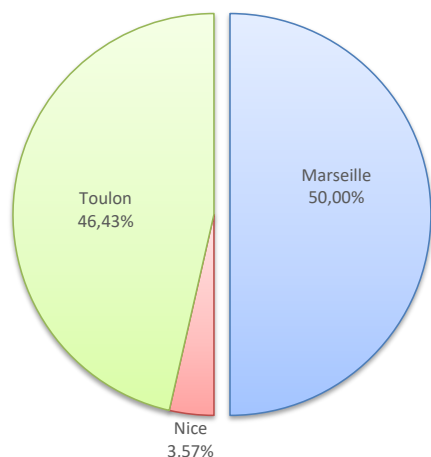
| | Escales du 1er au 31 Mai | | |
|--------------------|--------------------------|-----------|----------------|
| | 2020 | 2021 | Variation |
| Régulier National | 11 | 28 | 154,55% |
| Régulier Internat° | 0 | 0 | - |
| TOTAL | 11 | 28 | 154,55% |
| Croisières | 0 | 0 | - |
| Hydrocarbures | 0 | 0 | - |
| Ciment | 5 | 5 | 0,00% |
| TOTAL | 5 | 5 | 0,00% |
| TOTAL | 16 | 33 | 106,25% |

| | Cumul Escales depuis le 1er Janvier | | |
|--------------------|-------------------------------------|------------|---------------|
| | 2020 | 2021 | Variation |
| Régulier National | 56 | 89 | 58,93% |
| Régulier Internat° | 6 | 0 | -100,00% |
| TOTAL | 62 | 89 | 43,55% |
| Croisières | 0 | 0 | - |
| Hydrocarbures | 0 | 0 | - |
| Ciment | 21 | 32 | 52,38% |
| TOTAL | 21 | 32 | 52,38% |
| TOTAL | 83 | 121 | 45,78% |

| Lignes | Pax | Variation n-1 |
|-----------|-----|---------------|
| Marseille | 14 | 27,27% |
| Nice | 1 | - |
| Toulon | 13 | - |

| Lignes | Pax | Variation n-1 |
|-----------|-----|---------------|
| Marseille | 64 | 42,22% |
| Nice | 1 | 0,00% |
| Toulon | 24 | 140,00% |

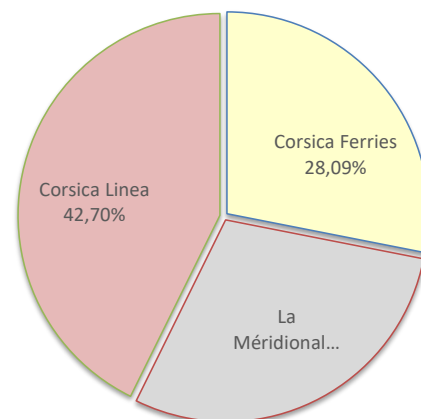
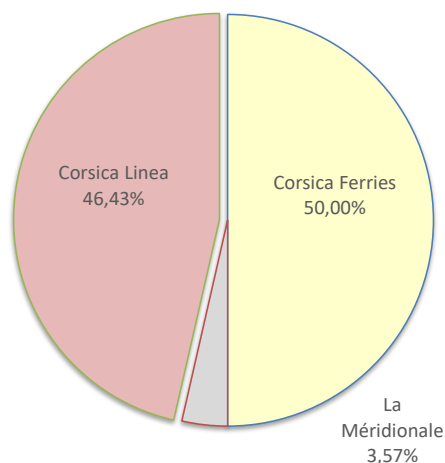
LIGNES
REGULIERS NAT° ET INTERNAT°



COMPAGNIES
REGULIERS NAT° ET INTERNAT°

| Compagnies | Pax | Variation n-1 |
|-----------------|-----|---------------|
| Corsica Ferries | 14 | - |
| La Méridionale | 1 | -90,91% |
| Corsica Linea | 13 | - |

| Compagnies | Pax | Variation n-1 |
|-----------------|-----|---------------|
| Corsica Ferries | 25 | 47,06% |
| La Méridionale | 26 | -35,00% |
| Corsica Linea | 38 | 660,00% |

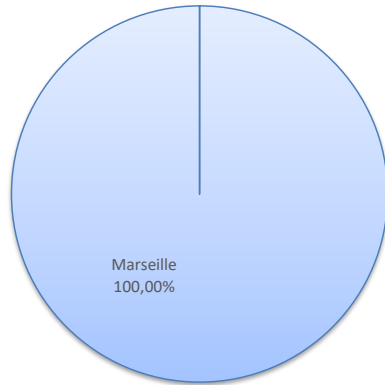


ESCALES

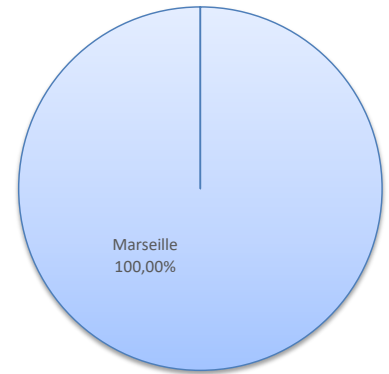
| | Escalaes du 1er au 31 Mai | | | Cumul Escalaes depuis le 1er Janvier | | |
|------------------------|---------------------------|-----------|----------------|--------------------------------------|-----------|----------------|
| | 2020 | 2021 | Variation | 2020 | 2021 | Variation |
| Régulier National | 6 | 14 | 133,33% | 38 | 52 | 36,84% |
| Régulier Internat° | 0 | 0 | - | 3 | 0 | -100,00% |
| TOTAL | 6 | 14 | 133,33% | 41 | 52 | 26,83% |
| Croisières | 0 | 0 | - | 0 | 0 | - |
| Hydrocarbures (Bitume) | 0 | 0 | - | 0 | 0 | - |
| Ciment | 1 | 1 | 0,00% | 3 | 1 | -66,67% |
| TOTAL | 1 | 1 | 0,00% | 3 | 1 | -66,67% |
| TOTAL | 7 | 15 | 114,29% | 44 | 53 | 20,45% |

LIGNES
REGULIERS NAT° ET INTERNAT°

| Lignes | Pax | Variation n-1 |
|-----------|-----|---------------|
| Marseille | 14 | 133,33% |

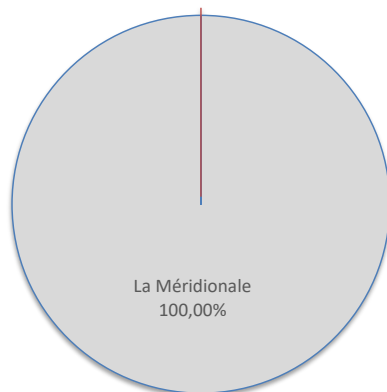


| Lignes | Pax | Variation n-1 |
|-----------|-----|---------------|
| Marseille | 52 | 44,44% |



COMPAGNIES
REGULIERS NAT° ET INTERNAT°

| Compagnies | Pax | Variation n-1 |
|----------------|-----|---------------|
| La Méridionale | 14 | 133,33% |
| Corsica Linea | 0 | - |



| Compagnies | Pax | Variation n-1 |
|----------------|-----|---------------|
| La Méridionale | 51 | 34,21% |
| Corsica Linea | 1 | -50,00% |

