

**Ports de Commerce de Corse**

**Porti di Commerciù di Corsica**

**Mensuel**

***U Misincu***

**Marchandises 2021**

***Marcanzzii 2021***

**avr-21**

## MARCHANDISES GLOBAL

TOTAL PORTS	Marchandises du 1er au 30 avril			Cumul Marchandises depuis le 1er Janvier		
	2020	2021	Variation	2020	2021	Variation
Régulier National	170 913	230 308	34,75%	805 775	886 931	10,07%
Régulier International	13 386	47 494	254,80%	129 243	182 711	41,37%
<b>TOTAL</b>	<b>184 299</b>	<b>277 802</b>	<b>50,73%</b>	<b>935 018</b>	<b>1 069 642</b>	<b>14,40%</b>
Hydrocarbures	17 439	32 642	87,18%	109 790	117 456	6,98%
Ciment	7 743	13 199	70,46%	44 222	49 011	10,83%
<b>TOTAL</b>	<b>25 182</b>	<b>45 841</b>	<b>82,04%</b>	<b>154 012</b>	<b>166 467</b>	<b>8,09%</b>
<b>TOTAL</b>	<b>209 481</b>	<b>323 643</b>	<b>54,50%</b>	<b>1 089 030</b>	<b>1 236 109</b>	<b>13,51%</b>

AJACCIO	Marchandises du 1er au 30 avril			Cumul Marchandises depuis le 1er Janvier		
	2020	2021	Variation	2020	2021	Variation
Régulier National	62 256	72 173	15,93%	306 668	282 034	-8,03%
Régulier International	0	1 027	-	4 102	4 684	14,19%
<b>TOTAL</b>	<b>62 256</b>	<b>73 200</b>	<b>17,58%</b>	<b>310 770</b>	<b>286 718</b>	<b>-7,74%</b>
Hydrocarbures	7 419	13 974	88,35%	48 481	48 149	-0,68%
Ciment	2 407	3 028	25,80%	11 055	12 704	14,92%
<b>TOTAL</b>	<b>9 826</b>	<b>17 002</b>	<b>73,03%</b>	<b>59 536</b>	<b>60 853</b>	<b>2,21%</b>
<b>TOTAL</b>	<b>72 082</b>	<b>90 202</b>	<b>25,14%</b>	<b>370 306</b>	<b>347 571</b>	<b>-6,14%</b>

BASTIA	Marchandises du 1er au 30 avril			Cumul Marchandises depuis le 1er Janvier		
	2020	2021	Variation	2020	2021	Variation
Régulier National	99 068	119 068	20,19%	411 919	456 229	10,76%
Régulier International	13 386	43 794	227,16%	119 277	167 962	40,82%
<b>TOTAL</b>	<b>112 454</b>	<b>162 862</b>	<b>44,83%</b>	<b>531 196</b>	<b>624 191</b>	<b>17,51%</b>
Hydrocarbures	10 020	18 668	86,31%	61 309	69 307	13,05%
Ciment	2 117	4 363	106,09%	16 726	13 670	-18,27%
<b>TOTAL</b>	<b>12 137</b>	<b>23 031</b>	<b>89,76%</b>	<b>78 035</b>	<b>82 977</b>	<b>6,33%</b>
<b>TOTAL</b>	<b>124 591</b>	<b>185 893</b>	<b>49,20%</b>	<b>609 231</b>	<b>707 168</b>	<b>16,08%</b>

BONIFACIO	Marchandises du 1er au 30 avril			Cumul Marchandises depuis le 1er Janvier		
	2020	2021	Variation	2020	2021	Variation
Régulier National	0	0	-	0	0	-
Régulier International	0	2 673	-	2 458	9 632	291,86%
<b>TOTAL</b>	<b>0</b>	<b>2 673</b>	<b>-</b>	<b>2 458</b>	<b>9 632</b>	<b>291,86%</b>
Hydrocarbures	0	0	-	0	0	-
Ciment	0	0	-	0	0	-
<b>TOTAL</b>	<b>0</b>	<b>0</b>	<b>-</b>	<b>0</b>	<b>0</b>	<b>-</b>
<b>TOTAL</b>	<b>0</b>	<b>2 673</b>	<b>-</b>	<b>2 458</b>	<b>9 632</b>	<b>291,86%</b>

L'ILE-ROUSSE	Marchandises du 1er au 30 avril			Cumul Marchandises depuis le 1er Janvier		
	2020	2021	Variation	2020	2021	Variation
Régulier National	0	10 931	-	22 339	48 403	116,67%
Régulier International	0	0	-	296	433	46,28%
<b>TOTAL</b>	<b>0</b>	<b>10 931</b>	<b>-</b>	<b>22 635</b>	<b>48 836</b>	<b>115,75%</b>
Hydrocarbures	0	0	-	0	0	-
Ciment	1 205	2 005	66,39%	7 595	7 876	3,70%
<b>TOTAL</b>	<b>1 205</b>	<b>2 005</b>	<b>66,39%</b>	<b>7 595</b>	<b>7 876</b>	<b>3,70%</b>
<b>TOTAL</b>	<b>1 205</b>	<b>12 936</b>	<b>973,53%</b>	<b>30 230</b>	<b>56 712</b>	<b>87,60%</b>

PORTO-VECCHIO	Marchandises du 1er au 30 avril			Cumul Marchandises depuis le 1er Janvier		
	2020	2021	Variation	2020	2021	Variation
Régulier National	6 377	23 875	274,39%	48 177	79 876	65,80%
Régulier International	0	0	-	2 345	0	-100,00%
<b>TOTAL</b>	<b>6 377</b>	<b>23 875</b>	<b>274,39%</b>	<b>50 522</b>	<b>79 876</b>	<b>58,10%</b>
Hydrocarbures	0	0	-	0	0	-
Ciment	2 014	3 803	88,83%	8 456	14 761	74,56%
<b>TOTAL</b>	<b>2 014</b>	<b>3 803</b>	<b>88,83%</b>	<b>8 456</b>	<b>14 761</b>	<b>74,56%</b>
<b>TOTAL</b>	<b>8 391</b>	<b>27 678</b>	<b>229,85%</b>	<b>58 978</b>	<b>94 637</b>	<b>60,46%</b>

PROPRIANO	Marchandises du 1er au 30 avril			Cumul Marchandises depuis le 1er Janvier		
	2020	2021	Variation	2020	2021	Variation
Régulier National	3 212	4 261	32,66%	16 672	20 389	22,29%
Régulier International	0	0	-	765	0	-100,00%
<b>TOTAL</b>	<b>3 212</b>	<b>4 261</b>	<b>32,66%</b>	<b>17 437</b>	<b>20 389</b>	<b>16,93%</b>
Hydrocarbures	0	0	-	0	0	-
Ciment	0	0	-	390	0	-100,00%
<b>TOTAL</b>	<b>0</b>	<b>0</b>	<b>-</b>	<b>390</b>	<b>0</b>	<b>-100,00%</b>
<b>TOTAL</b>	<b>3 212</b>	<b>4 261</b>	<b>32,66%</b>	<b>17 827</b>	<b>20 389</b>	<b>14,37%</b>

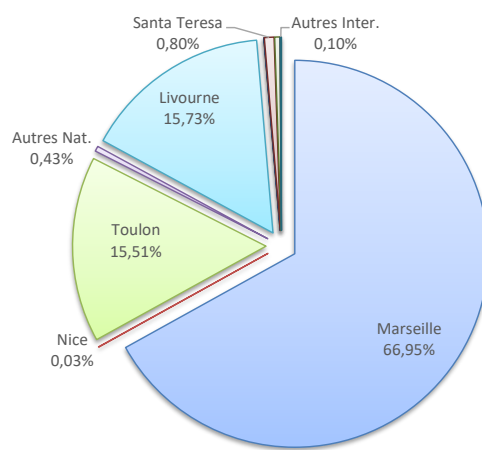
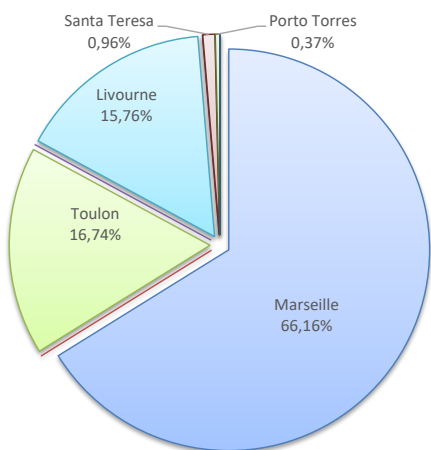
MARCHANDISES

	Marchandises du 1er au 30 avril			Cumul Marchandises depuis le 1er Janvier		
	2020	2021	Variation	2020	2021	Variation
Régulier National	170 913	230 308	34,75%	805 775	886 931	10,07%
Régulier Internat°	13 386	47 494	254,80%	129 243	182 711	41,37%
<b>TOTAL</b>	<b>184 299</b>	<b>277 802</b>	<b>50,73%</b>	<b>935 018</b>	<b>1 069 642</b>	<b>14,40%</b>
Hydrocarbures	17 439	32 642	87,18%	109 790	117 456	6,98%
Ciment	7 743	13 199	70,46%	44 222	49 011	10,83%
<b>TOTAL</b>	<b>25 182</b>	<b>45 841</b>	<b>82,04%</b>	<b>154 012</b>	<b>166 467</b>	<b>8,09%</b>
<b>TOTAL</b>	<b>209 481</b>	<b>323 643</b>	<b>54,50%</b>	<b>1 089 030</b>	<b>1 236 109</b>	<b>13,51%</b>

**LIGNES**  
REGULIERS NAT° ET INTERNAT°

Lignes	Pax	Variation n-1
Marseille	183 794	27,90%
Nice	0	-
Toulon	46 514	70,94%
Autres Nat.	0	-
Livourne	43 794	227,16%
Savone	0	-
Piombino	0	-
Santa Teresa	2 673	-
Porto Torres	1 027	-
Golfo Aranci	0	-
Autres Inter.	0	-

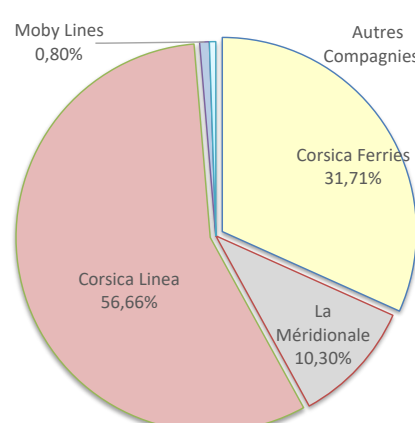
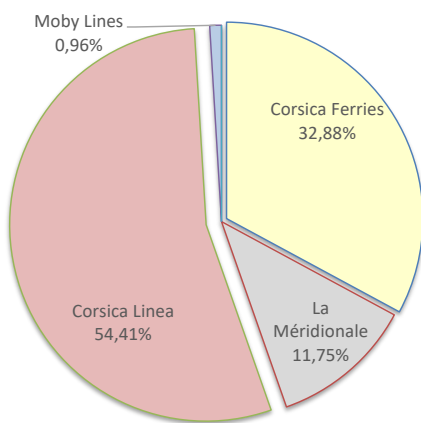
Lignes	Pax	Variation n-1
Marseille	715 974	25,38%
Nice	307	-99,18%
Toulon	165 842	-15,63%
Autres Nat.	4 602	-
Livourne	168 260	76,73%
Savone	0	-100,00%
Piombino	135	-
Santa Teresa	8 587	249,35%
Porto Torres	4 684	-3,76%
Golfo Aranci	0	-100,00%
Autres Inter.	1 045	-



**COMPAGNIES**  
REGULIERS NAT° et INTERNAT°

Compagnies	Pax	Variation n-1
Corsica Ferries	91 335	124,98%
La Méditerranée	32 649	240,48%
Corsica Linea	151 145	12,70%
Moby Lines	2 673	-
Autres Compagnies	0	-

Compagnies	Pax	Variation n-1
Corsica Ferries	339 228	4,12%
La Méditerranée	110 126	74,79%
Corsica Linea	606 054	11,46%
Moby Lines	8 587	249,35%
Autres Compagnies	5 647	-



MARCHANDISES

Marchandises du 1er au 30 avril		
2020	2021	Variation
62 256	72 173	15,93%
0	1 027	-
<b>62 256</b>	<b>73 200</b>	<b>17,58%</b>

Cumul Marchandises depuis le 1er Janvier		
2020	2021	Variation
306 668	282 034	-8,03%
4 102	4 684	14,19%
<b>310 770</b>	<b>286 718</b>	<b>-7,74%</b>

Régulier National		
Régulier Internat°		
<b>TOTAL</b>		

Hydrocarbures	7 419	13 974	88,35%
Ciment	2 407	3 028	25,80%
<b>TOTAL</b>	<b>9 826</b>	<b>17 002</b>	<b>73,03%</b>

Hydrocarbures	48 481	48 149	-0,68%
Ciment	11 055	12 704	14,92%
<b>TOTAL</b>	<b>59 536</b>	<b>60 853</b>	<b>2,21%</b>

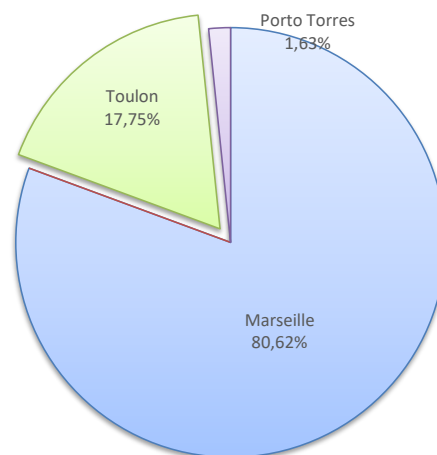
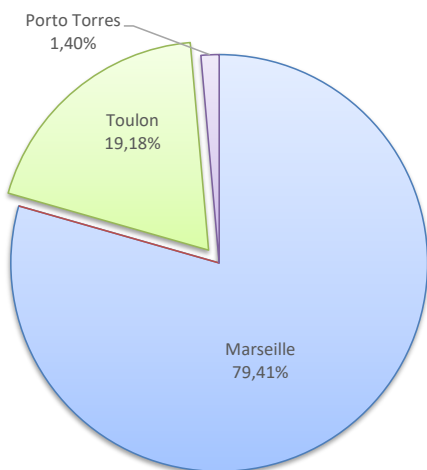
<b>TOTAL</b>	<b>72 082</b>	<b>90 202</b>	<b>25,14%</b>
--------------	---------------	---------------	---------------

<b>TOTAL</b>	<b>370 306</b>	<b>347 571</b>	<b>-6,14%</b>
--------------	----------------	----------------	---------------

Lignes	Pax	Variation n-1
Marseille	58 130	11,59%
Nice	0	-
Toulon	14 043	38,19%
Porto Torres	1 027	-

Lignes	Pax	Variation n-1
Marseille	231 153	13,75%
Nice	0	-100,00%
Toulon	50 881	-42,26%
Porto Torres	4 684	14,19%

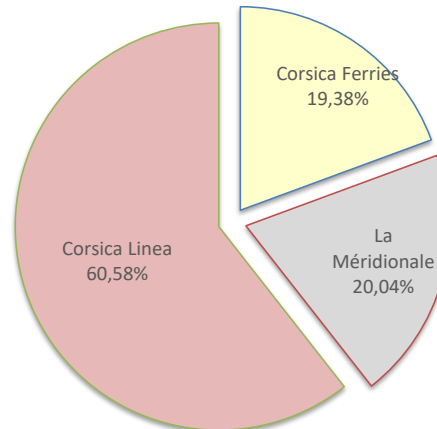
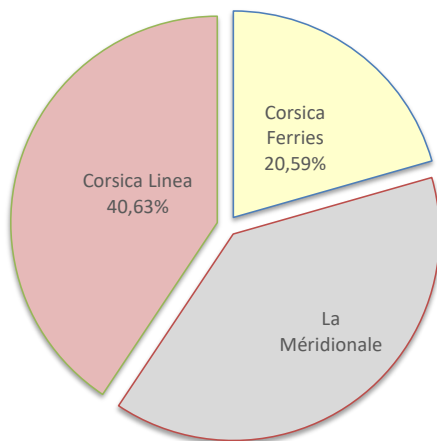
**LIGNES**  
REGULIERS NAT° ET INTERNAT°



Compagnies	Pax	Variation n-1
Corsica Ferries	15 070	48,30%
La Méridionale	28 388	-
Corsica Linea	29 742	-42,91%

Compagnies	Pax	Variation n-1
Corsica Ferries	55 565	-39,75%
La Méridionale	57 466	2437,13%
Corsica Linea	173 687	-19,70%

**COMPAGNIES**  
REGULIERS NAT° ET INTERNAT°



MARCHANDISES

	Marchandises du 1er au 30 avril		
	2020	2021	Variation
Régulier National	99 068	119 068	20,19%
Régulier Internat°	13 386	43 794	227,16%
<b>TOTAL</b>	<b>112 454</b>	<b>162 862</b>	<b>44,83%</b>

	Cumul Marchandises depuis le 1er Janvier		
	2020	2021	Variation
Régulier National	411 919	456 229	10,76%
Régulier Internat°	119 277	167 962	40,82%
<b>TOTAL</b>	<b>531 196</b>	<b>624 191</b>	<b>17,51%</b>

Hydrocarbures	10 020	18 668	86,31%
Ciment	2 117	4 363	106,09%
<b>TOTAL</b>	<b>12 137</b>	<b>23 031</b>	<b>89,76%</b>

Hydrocarbures	61 309	69 307	13,05%
Ciment	16 726	13 670	-18,27%
<b>TOTAL</b>	<b>78 035</b>	<b>82 977</b>	<b>6,33%</b>

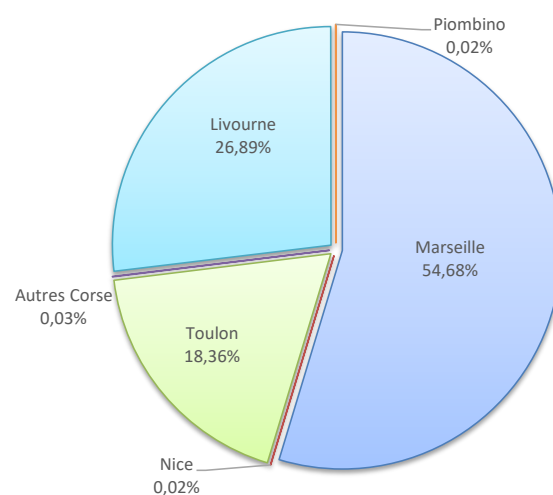
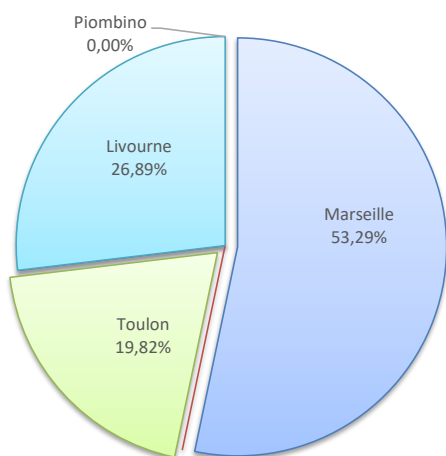
<b>TOTAL</b>	<b>124 591</b>	<b>185 893</b>	<b>49,20%</b>
--------------	----------------	----------------	---------------

<b>TOTAL</b>	<b>609 231</b>	<b>707 168</b>	<b>16,08%</b>
--------------	----------------	----------------	---------------

**LIGNES**  
REGULIERS NAT° ET INTERNAT°

Lignes	Pax	Variation n-1
Marseille	86 793	5,82%
Nice	0	-
Toulon	32 275	89,31%
Autres Corse	0	-
Livourne	43 794	227,16%
Piombino	0	-

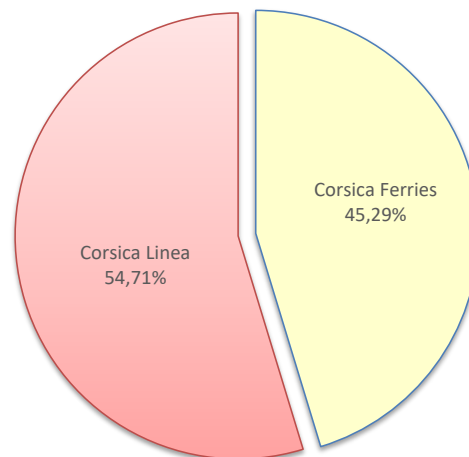
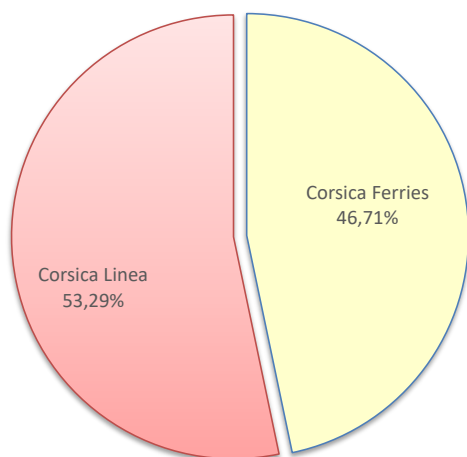
Lignes	Pax	Variation n-1
Marseille	341 282	20,25%
Nice	123	-99,37%
Toulon	114 618	6,05%
Autres Corse	206	-62,20%
Livourne	167 827	76,30%
Piombino	135	-



**COMPAGNIES**  
REGULIERS NAT° ET INTERNAT°

Compagnies	Pax	Variation n-1
Corsica Ferries	76 069	149,94%
Corsica Linea	86 793	5,82%

Compagnies	Pax	Variation n-1
Corsica Ferries	282 703	22,95%
Corsica Linea	341 488	13,35%



# PORT DE COMMERCE DE BONIFACIO

avril 2021

## MARCHANDISES

Marchandises du 1er au 30 avril		
2020	2021	Variation
0	0	-
0	2 673	-
<b>0</b>	<b>2 673</b>	<b>-</b>

Cumul Marchandises depuis le 1er Janvier		
2020	2021	Variation
0	0	-
2 458	9 632	<b>291,86%</b>
<b>2 458</b>	<b>9 632</b>	<b>291,86%</b>

Régulier National	0	0	-
Régulier Internat°	0	2 673	-
<b>TOTAL</b>	<b>0</b>	<b>2 673</b>	<b>-</b>

Hydrocarbures	0	0	-
Ciment	0	0	-
<b>TOTAL</b>	<b>0</b>	<b>0</b>	<b>-</b>

0	0	-
0	0	-
<b>0</b>	<b>0</b>	<b>-</b>

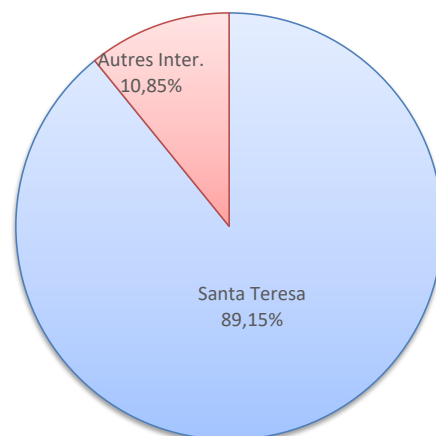
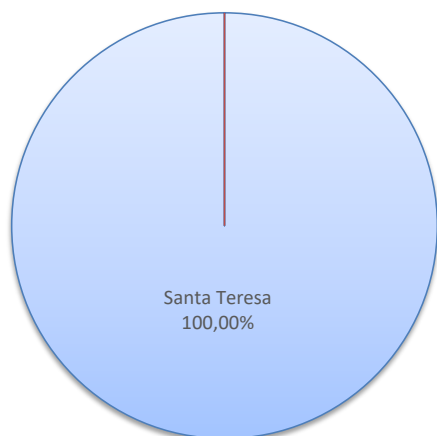
<b>TOTAL</b>	<b>0</b>	<b>2 673</b>	<b>-</b>
--------------	----------	--------------	----------

<b>2 458</b>	<b>9 632</b>	<b>291,86%</b>
--------------	--------------	----------------

Lignes	Pax	Variation n-1
Santa Teresa	2 673	-
Autres Inter.	0	-

Lignes	Pax	Variation n-1
Santa Teresa	8 587	249,35%
Autres Inter.	1 045	-

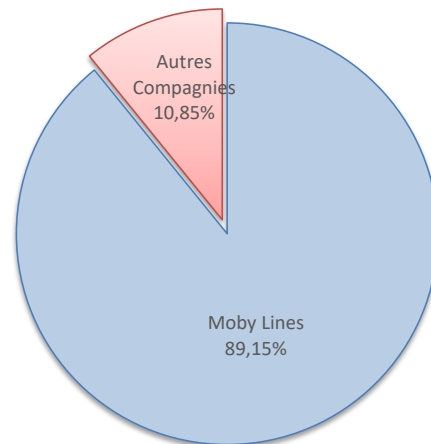
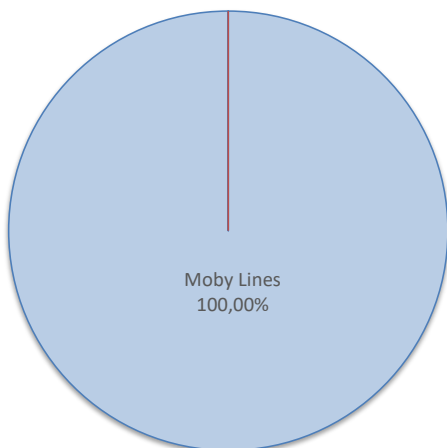
**LIGNES**  
REGULIERS NAT° ET INTERNAT°



Compagnies	Pax	Variation n-1
Moby Lines	2 673	-
Autres Compagnies	0	-

Compagnies	Pax	Variation n-1
Moby Lines	8 587	249,35%
Autres Compagnies	1 045	-

**COMPAGNIES**  
REGULIERS NAT° ET INTERNAT°

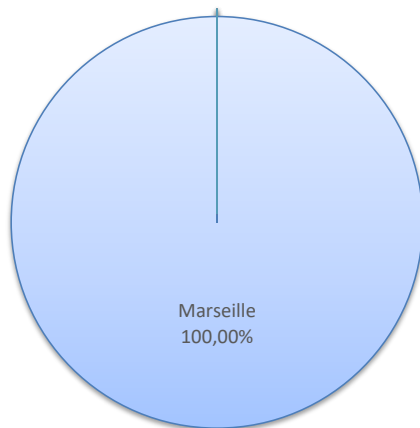


MARCHANDISES

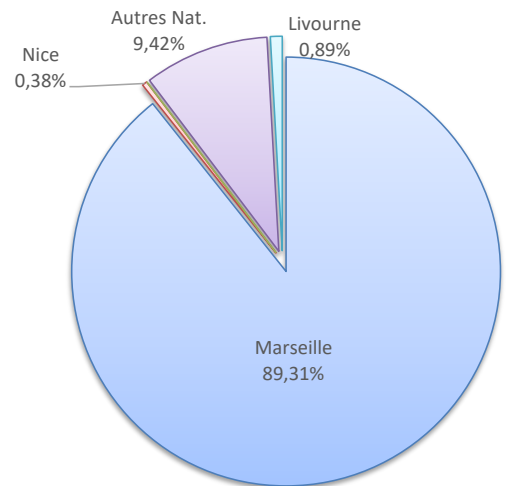
	Marchandises du 1er au 30 avril			Cumul Marchandises depuis le 1er Janvier		
	2020	2021	Variation	2020	2021	Variation
Régulier National	0	10 931	-	22 339	48 403	116,67%
Régulier Internat°	0	0	-	296	433	46,28%
<b>TOTAL</b>	<b>0</b>	<b>10 931</b>	<b>-</b>	<b>22 635</b>	<b>48 836</b>	<b>115,75%</b>
<b>dont MD</b>	<b>0</b>	<b>660</b>	<b>-</b>	<b>627</b>	<b>3132</b>	<b>399,52%</b>
Croisières	0	0	-	0	0	-
Hydrocarbures	0	0	-	0	0	-
Ciment	1 205	2 005	66,39%	7 595	7 876	3,70%
<b>TOTAL</b>	<b>1 205</b>	<b>2 005</b>	<b>66,39%</b>	<b>7 595</b>	<b>7 876</b>	<b>3,70%</b>
<b>TOTAL</b>	<b>1 205</b>	<b>12 936</b>	<b>973,53%</b>	<b>30 230</b>	<b>56 712</b>	<b>87,60%</b>

**LIGNES**  
REGULIERS NAT° ET INTERNAT°

Lignes	Pax	Variation n-1
Marseille	10 931	-
Nice	0	-
Toulon	0	-
Autres Nat.	0	-
Livourne	0	-

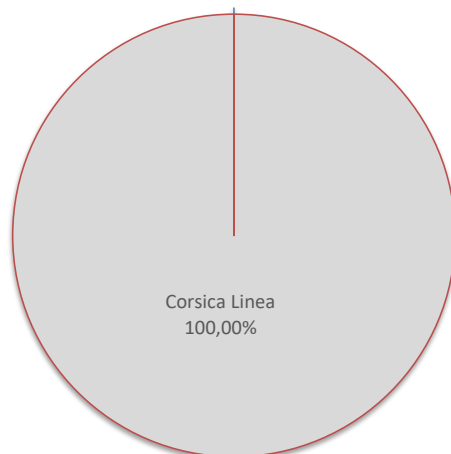


Lignes	Pax	Variation n-1
Marseille	43 617	126,58%
Nice	184	-93,08%
Toulon	0	-100,00%
Autres Nat.	4 602	-
Livourne	433	-

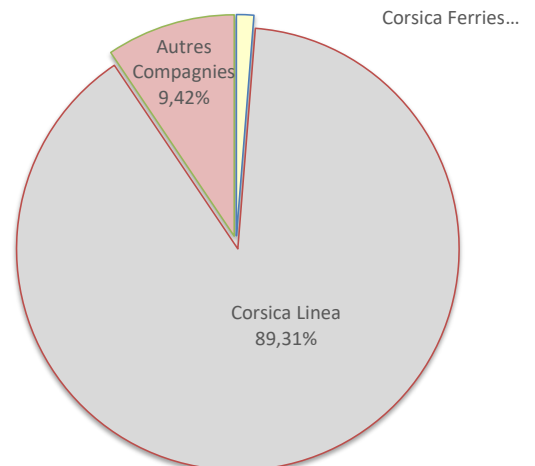


**COMPAGNIES**  
REGULIERS NAT° ET INTERNAT°

Compagnies	Pax	Variation n-1
Corsica Ferries	0	-
Corsica Linea	10 931	-
Autres Compagnies	0	-



Compagnies	Pax	Variation n-1
Corsica Ferries	617	-49,51%
Corsica Linea	43 617	103,69%
Autres Compagnies	4 602	-



# PORT DE COMMERCE DE PORTO-VECCHIO

avril 2021

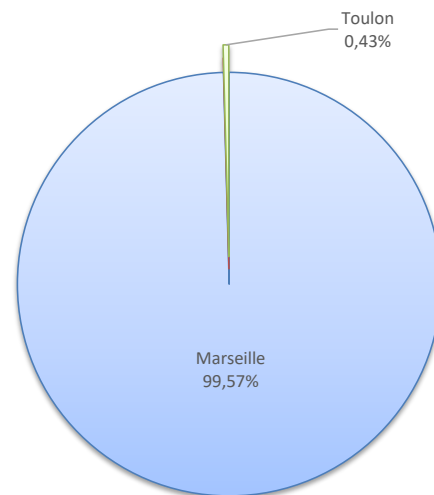
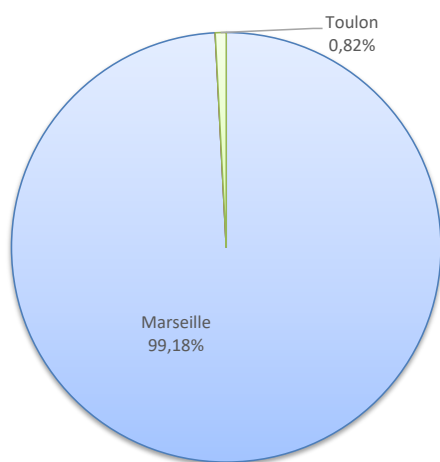
## MARCHANDISES

	Marchandises du 1er au 30 avril			Cumul Marchandises depuis le 1er Janvier		
	2020	2021	Variation	2020	2021	Variation
Régulier National	6 377	23 875	274,39%	48 177	79 876	65,80%
Régulier Internat°	0	0	-	2 345	0	-100,00%
<b>TOTAL</b>	<b>6 377</b>	<b>23 875</b>	<b>274,39%</b>	<b>50 522</b>	<b>79 876</b>	<b>58,10%</b>
Hydrocarbures	0	0	-	0	0	-
Ciment	2 014	3 803	88,83%	8 456	14 761	74,56%
<b>TOTAL</b>	<b>2 014</b>	<b>3 803</b>	<b>88,83%</b>	<b>8 456</b>	<b>14 761</b>	<b>74,56%</b>
<b>TOTAL</b>	<b>8 391</b>	<b>27 678</b>	<b>229,85%</b>	<b>58 978</b>	<b>94 637</b>	<b>60,46%</b>

### LIGNES REGULIERS NAT° ET INTERNAT°

Lignes	Pax	Variation n-1
Marseille	23 679	271,32%
Nice	0	-
Toulon	196	-

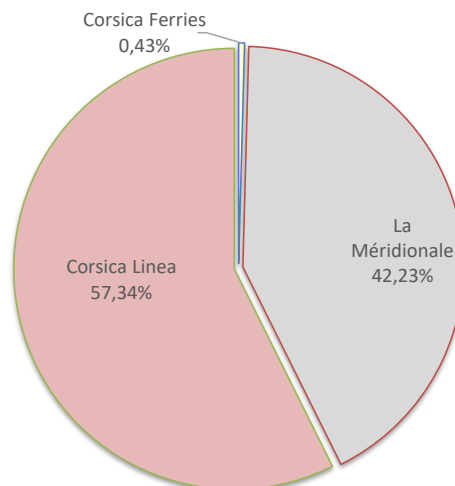
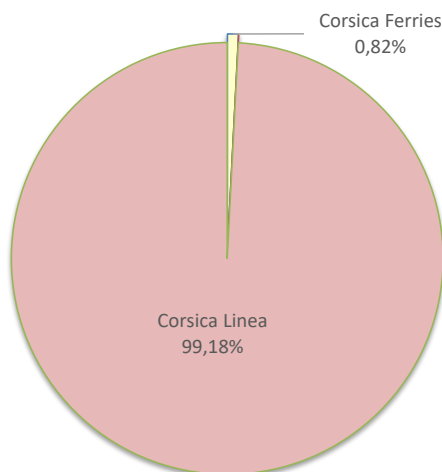
Lignes	Pax	Variation n-1
Marseille	79 533	65,34%
Nice	0	-100,00%
Toulon	343	453,23%



### COMPAGNIES REGULIERS NAT° ET INTERNAT°

Compagnies	Pax	Variation n-1
Corsica Ferries	196	-
La Méridionale	0	-100,00%
Corsica Linea	23 679	-

Compagnies	Pax	Variation n-1
Corsica Ferries	343	-85,82%
La Méridionale	33 731	-22,10%
Corsica Linea	45 802	854,01%





# PORT DE COMMERCE DE PROPRIANO

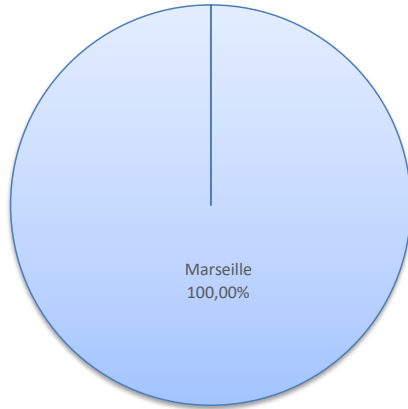
avril 2021

## MARCHANDISES

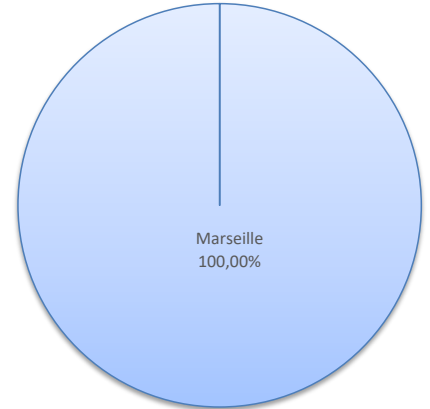
	Marchandises du 1er au 30 avril			Cumul Marchandises depuis le 1er Janvier		
	2020	2021	Variation	2020	2021	Variation
Régulier National	3 212	4 261	32,66%	16 672	20 389	22,29%
Régulier Internat°	0	0	-	765	0	-100,00%
<b>TOTAL</b>	<b>3 212</b>	<b>4 261</b>	<b>32,66%</b>	<b>17 437</b>	<b>20 389</b>	<b>16,93%</b>
Croisières	0	0	-	0	0	-
Hydrocarbures (Bitume)	0	0	-	0	0	-
Ciment	0	0	-	390	0	-100,00%
<b>TOTAL</b>	<b>0</b>	<b>0</b>	<b>-</b>	<b>390</b>	<b>0</b>	<b>-100,00%</b>
<b>TOTAL</b>	<b>3 212</b>	<b>4 261</b>	<b>32,66%</b>	<b>17 827</b>	<b>20 389</b>	<b>14,37%</b>

### LIGNES REGULIERS NAT° ET INTERNAT°

Lignes	Pax	Variation n-1
Marseille	4 261	32,66%

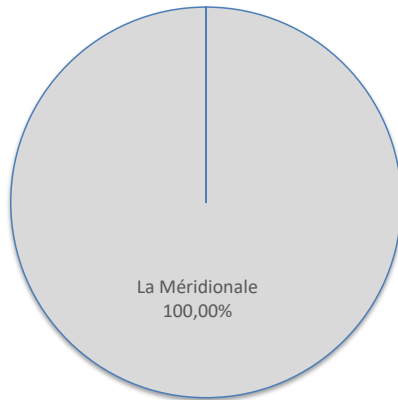


Lignes	Pax	Variation n-1
Marseille	20 389	22,29%



### COMPAGNIES REGULIERS NAT° ET INTERNAT°

Compagnies	Pax	Variation n-1
La Méridionale	4 261	32,66%



Compagnies	Pax	Variation n-1
La Méridionale	18 929	8,56%

