

**Ports de Commerce de Corse**

**Porti di Commerciù di Corsica**

**Mensuel**

***U Misincu***

**Marchandises 2021**

***Marcanzzii 2021***

**mars-21**

## MARCHANDISES GLOBAL

TOTAL PORTS	Marchandises du 1er au 31 mars			Cumul Marchandises depuis le 1er Janvier		
	2020	2021	Variation	2020	2021	Variation
Régulier National	216 055	242 594	12,28%	634 862	656 622	3,43%
Régulier International	28 899	55 899	93,43%	115 857	135 217	16,71%
<b>TOTAL</b>	<b>244 954</b>	<b>298 493</b>	<b>21,86%</b>	<b>750 719</b>	<b>791 839</b>	<b>5,48%</b>
Hydrocarbures	22 812	23 406	2,60%	92 350	84 813	-8,16%
Ciment	10 707	14 877	38,95%	36 479	35 811	-1,83%
<b>TOTAL</b>	<b>33 519</b>	<b>38 283</b>	<b>14,21%</b>	<b>128 829</b>	<b>120 624</b>	<b>-6,37%</b>
<b>TOTAL</b>	<b>278 473</b>	<b>336 776</b>	<b>20,94%</b>	<b>879 548</b>	<b>912 463</b>	<b>3,74%</b>

AJACCIO	Marchandises du 1er au 31 mars			Cumul Marchandises depuis le 1er Janvier		
	2020	2021	Variation	2020	2021	Variation
Régulier National	74 351	76 565	2,98%	244 412	209 861	-14,14%
Régulier International	754	1 679	122,68%	4 102	3 657	-10,85%
<b>TOTAL</b>	<b>75 105</b>	<b>78 244</b>	<b>4,18%</b>	<b>248 514</b>	<b>213 518</b>	<b>-14,08%</b>
Hydrocarbures	12 404	11 321	-8,73%	41 061	34 174	-16,77%
Ciment	2 675	3 877	44,93%	8 648	9 676	11,89%
<b>TOTAL</b>	<b>15 079</b>	<b>15 198</b>	<b>0,79%</b>	<b>49 709</b>	<b>43 850</b>	<b>-11,79%</b>
<b>TOTAL</b>	<b>90 184</b>	<b>93 442</b>	<b>3,61%</b>	<b>298 223</b>	<b>257 368</b>	<b>-13,70%</b>

BASTIA	Marchandises du 1er au 31 mars			Cumul Marchandises depuis le 1er Janvier		
	2020	2021	Variation	2020	2021	Variation
Régulier National	116 301	124 265	6,85%	312 851	337 161	7,77%
Régulier International	27 396	51 487	87,94%	105 891	124 168	17,26%
<b>TOTAL</b>	<b>143 697</b>	<b>175 752</b>	<b>22,31%</b>	<b>418 742</b>	<b>461 329</b>	<b>10,17%</b>
Hydrocarbures	10 408	12 085	16,11%	51 289	50 639	-1,27%
Ciment	4 328	4 341	0,30%	14 609	9 307	-36,29%
<b>TOTAL</b>	<b>14 736</b>	<b>16 426</b>	<b>11,47%</b>	<b>65 898</b>	<b>59 946</b>	<b>-9,03%</b>
<b>TOTAL</b>	<b>158 433</b>	<b>192 178</b>	<b>21,30%</b>	<b>484 640</b>	<b>521 275</b>	<b>7,56%</b>

BONIFACIO	Marchandises du 1er au 31 mars			Cumul Marchandises depuis le 1er Janvier		
	2020	2021	Variation	2020	2021	Variation
Régulier National	0	0	-	0	0	-
Régulier International	393	2 512	539,19%	2 458	6 959	183,12%
<b>TOTAL</b>	<b>393</b>	<b>2 512</b>	<b>539,19%</b>	<b>2 458</b>	<b>6 959</b>	<b>183,12%</b>
Hydrocarbures	0	0	-	0	0	-
Ciment	0	0	-	0	0	-
<b>TOTAL</b>	<b>0</b>	<b>0</b>	<b>-</b>	<b>0</b>	<b>0</b>	<b>-</b>
<b>TOTAL</b>	<b>393</b>	<b>2 512</b>	<b>539,19%</b>	<b>2 458</b>	<b>6 959</b>	<b>183,12%</b>

L'ILE-ROUSSE	Marchandises du 1er au 31 mars			Cumul Marchandises depuis le 1er Janvier		
	2020	2021	Variation	2020	2021	Variation
Régulier National	5 608	13 212	135,59%	22 339	37 472	67,74%
Régulier International	0	221	-	296	433	46,28%
<b>TOTAL</b>	<b>5 608</b>	<b>13 433</b>	<b>139,53%</b>	<b>22 635</b>	<b>37 905</b>	<b>67,46%</b>
Hydrocarbures	0	0	-	0	0	-
Ciment	2 262	2 488	9,99%	6 390	5 871	-8,12%
<b>TOTAL</b>	<b>2 262</b>	<b>2 488</b>	<b>9,99%</b>	<b>6 390</b>	<b>5 871</b>	<b>-8,12%</b>
<b>TOTAL</b>	<b>7 870</b>	<b>15 921</b>	<b>102,30%</b>	<b>29 025</b>	<b>43 776</b>	<b>50,82%</b>

PORTO-VECCHIO	Marchandises du 1er au 31 mars			Cumul Marchandises depuis le 1er Janvier		
	2020	2021	Variation	2020	2021	Variation
Régulier National	14 123	22 183	57,07%	41 800	56 001	33,97%
Régulier International	356	0	-100,00%	2 345	0	-100,00%
<b>TOTAL</b>	<b>14 479</b>	<b>22 183</b>	<b>53,21%</b>	<b>44 145</b>	<b>56 001</b>	<b>26,86%</b>
Hydrocarbures	0	0	-	0	0	-
Ciment	1 442	4 171	189,25%	6 442	10 957	70,09%
<b>TOTAL</b>	<b>1 442</b>	<b>4 171</b>	<b>189,25%</b>	<b>6 442</b>	<b>10 957</b>	<b>70,09%</b>
<b>TOTAL</b>	<b>15 921</b>	<b>26 354</b>	<b>65,53%</b>	<b>50 587</b>	<b>66 958</b>	<b>32,36%</b>

PROPRIANO	Marchandises du 1er au 31 mars			Cumul Marchandises depuis le 1er Janvier		
	2020	2021	Variation	2020	2021	Variation
Régulier National	5 672	6 369	12,29%	13 460	16 127	19,81%
Régulier International	0	0	-	765	0	-100,00%
<b>TOTAL</b>	<b>5 672</b>	<b>6 369</b>	<b>12,29%</b>	<b>14 225</b>	<b>16 127</b>	<b>13,37%</b>
Hydrocarbures	0	0	-	0	0	-
Ciment	0	0	-	390	0	-100,00%
<b>TOTAL</b>	<b>0</b>	<b>0</b>	<b>-</b>	<b>390</b>	<b>0</b>	<b>-100,00%</b>
<b>TOTAL</b>	<b>5 672</b>	<b>6 369</b>	<b>12,29%</b>	<b>14 615</b>	<b>16 127</b>	<b>10,35%</b>

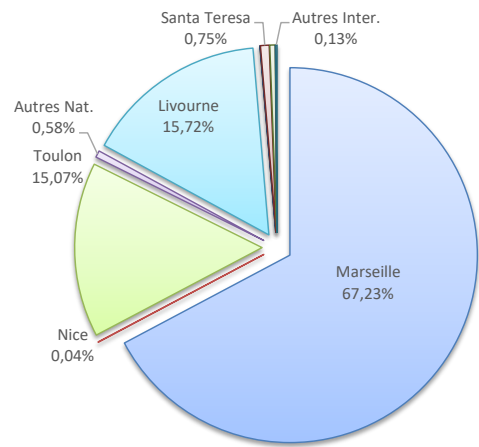
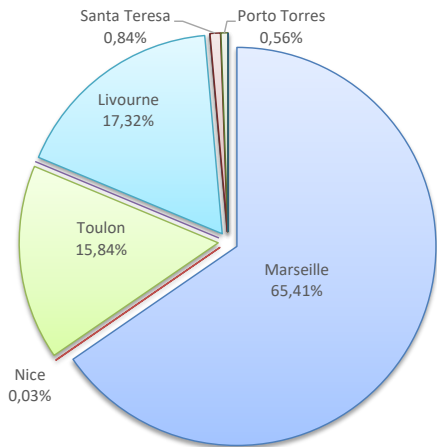
MARCHANDISES

	Marchandises du 1er au 31 mars			Cumul Marchandises depuis le 1er Janvier		
	2020	2021	Variation	2020	2021	Variation
Régulier National	216 055	242 594	12,28%	634 862	656 622	3,43%
Régulier Internat°	28 899	55 899	93,43%	115 857	135 217	16,71%
<b>TOTAL</b>	<b>244 954</b>	<b>298 493</b>	<b>21,86%</b>	<b>750 719</b>	<b>791 839</b>	<b>5,48%</b>
Hydrocarbures	22 812	23 406	2,60%	92 350	84 813	-8,16%
Ciment	10 707	14 877	38,95%	36 479	35 811	-1,83%
<b>TOTAL</b>	<b>33 519</b>	<b>38 283</b>	<b>14,21%</b>	<b>128 829</b>	<b>120 624</b>	<b>-6,37%</b>
<b>TOTAL</b>	<b>278 473</b>	<b>336 776</b>	<b>20,94%</b>	<b>879 548</b>	<b>912 463</b>	<b>3,74%</b>

**LIGNES**  
REGULIERS NAT° ET INTERNAT°

Lignes	Pax	Variation n-1
Marseille	195 231	10,80%
Nice	84	-47,50%
Toulon	47 279	19,45%
Autres Nat.	0	-
Livourne	51 708	126,12%
Savone	0	-100,00%
Piombino	0	-
Santa Teresa	2 512	539,19%
Porto Torres	1 679	539,19%
Golfo Aranci	0	-100,00%
Autres Inter.	0	-

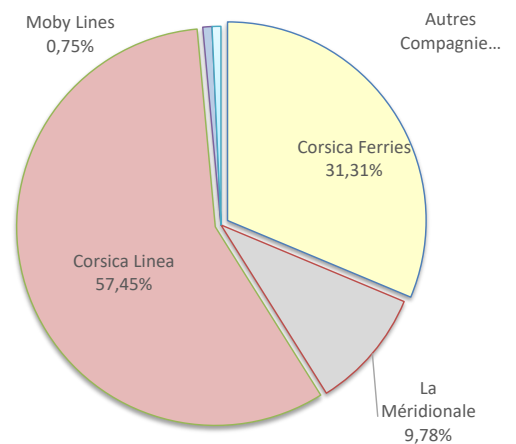
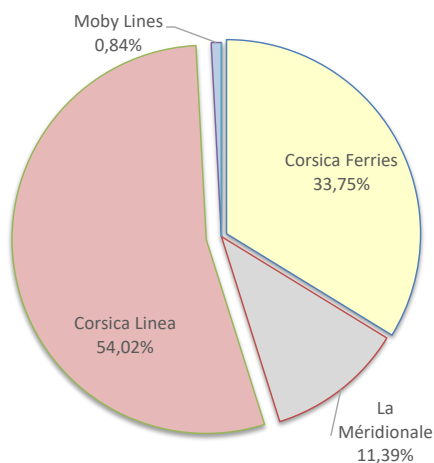
Lignes	Pax	Variation n-1
Marseille	532 387	24,58%
Nice	307	-99,18%
Toulon	119 326	-29,77%
Autres Nat.	4 602	3867,24%
Livourne	124 466	52,12%
Savone	0	-100,00%
Piombino	135	-
Santa Teresa	5 914	140,60%
Porto Torres	3 657	-24,86%
Golfo Aranci	0	-100,00%
Autres Inter.	1 045	-



**COMPAGNIES**  
REGULIERS NAT° et INTERNAT°

Compagnies	Pax	Variation n-1
Corsica Ferries	100 750	47,63%
La Méridionale	33 985	71,73%
Corsica Linea	161 246	3,02%
Moby Lines	2 512	539,19%
Autres Compagnies	0	-

Compagnies	Pax	Variation n-1
Corsica Ferries	247 891	-13,08%
La Méridionale	77 475	45,04%
Corsica Linea	454 912	11,05%
Moby Lines	5 914	140,60%
Autres Compagnies	5 647	-



MARCHANDISES

Marchandises du 1er au 31 mars		
2020	2021	Variation
74 351	76 565	2,98%
754	1 679	122,68%
<b>75 105</b>	<b>78 244</b>	<b>4,18%</b>

Cumul Marchandises depuis le 1er Janvier		
2020	2021	Variation
244 412	209 861	-14,14%
4 102	3 657	-10,85%
<b>248 514</b>	<b>213 518</b>	<b>-14,08%</b>

Régulier National
Régulier Internat°
<b>TOTAL</b>

Hydrocarbures
Ciment
<b>TOTAL</b>

41 061	34 174	-16,77%
8 648	9 676	11,89%
<b>49 709</b>	<b>43 850</b>	<b>-11,79%</b>

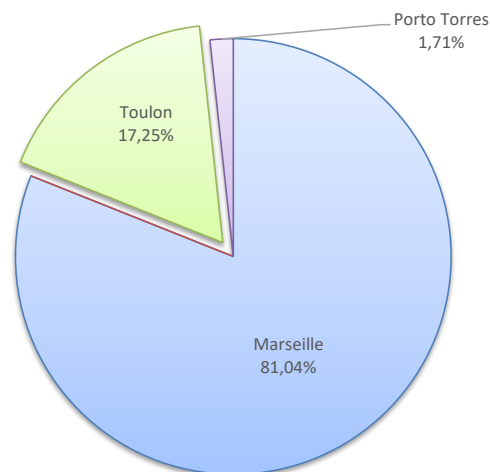
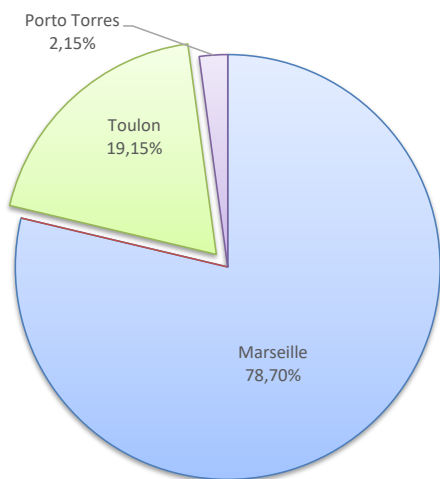
<b>TOTAL</b>
--------------

<b>298 223</b>	<b>257 368</b>	<b>-13,70%</b>
----------------	----------------	----------------

Lignes	Pax	Variation n-1
Marseille	61 581	3,07%
Nice	0	-
Toulon	14 984	2,60%
Porto Torres	1 679	122,68%

Lignes	Pax	Variation n-1
Marseille	173 025	14,50%
Nice	0	-100,00%
Toulon	36 836	-52,75%
Porto Torres	3 657	-10,85%

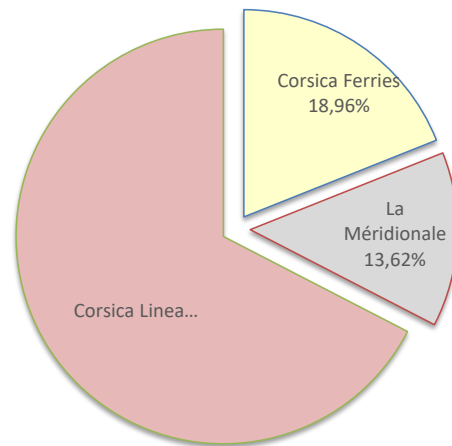
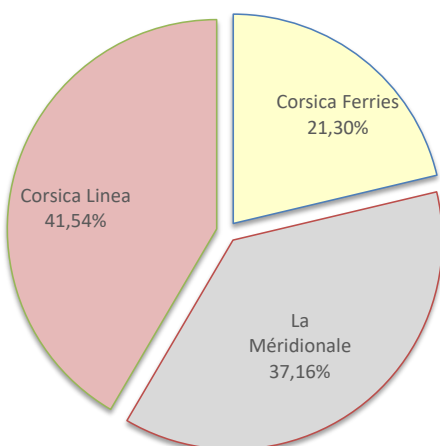
**LIGNES**  
REGULIERS NAT° ET INTERNAT°



Compagnies	Pax	Variation n-1
Corsica Ferries	16 663	8,49%
La Méridionale	29 076	-
Corsica Linea	32 505	-45,59%

Compagnies	Pax	Variation n-1
Corsica Ferries	40 493	-50,65%
La Méridionale	29 076	1183,71%
Corsica Linea	143 949	-12,33%

**COMPAGNIES**  
REGULIERS NAT° ET INTERNAT°



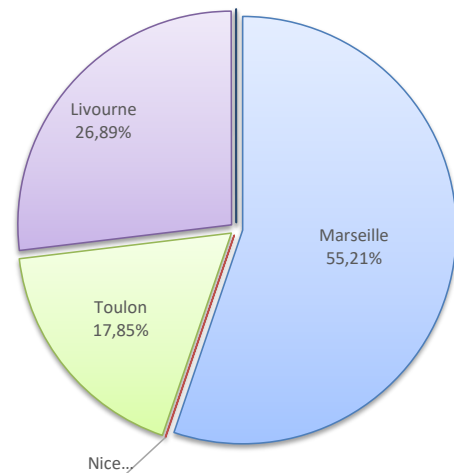
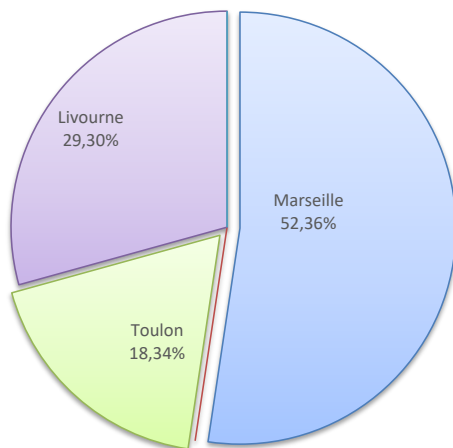
MARCHANDISES

	Marchandises du 1er au 31 mars			Cumul Marchandises depuis le 1er Janvier		
	2020	2021	Variation	2020	2021	Variation
Régulier National	116 301	124 265	6,85%	312 851	337 161	7,77%
Régulier Internat°	27 396	51 487	87,94%	105 891	124 168	17,26%
<b>TOTAL</b>	<b>143 697</b>	<b>175 752</b>	<b>22,31%</b>	<b>418 742</b>	<b>461 329</b>	<b>10,17%</b>
Hydrocarbures	10 408	12 085	16,11%	51 289	50 639	-1,27%
Ciment	4 328	4 341	0,30%	14 609	9 307	-36,29%
<b>TOTAL</b>	<b>14 736</b>	<b>16 426</b>	<b>11,47%</b>	<b>65 898</b>	<b>59 946</b>	<b>-9,03%</b>
<b>TOTAL</b>	<b>158 433</b>	<b>192 178</b>	<b>21,30%</b>	<b>484 640</b>	<b>521 275</b>	<b>7,56%</b>

**LIGNES**  
REGULIERS NAT° ET INTERNAT°

Lignes	Pax	Variation n-1
Marseille	92 031	0,91%
Nice	0	-100,00%
Toulon	32 234	29,09%
Livourne	51 487	125,30%
Savone	0	-100,00%
Gênes	0	-
Piombino	0	-

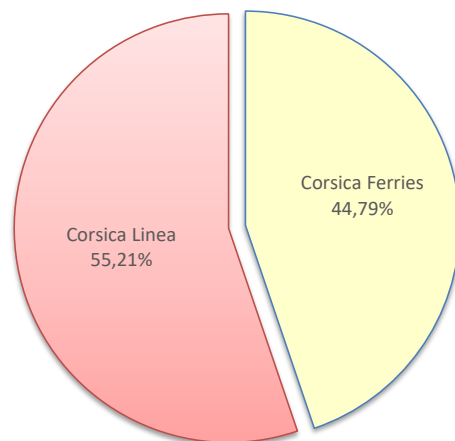
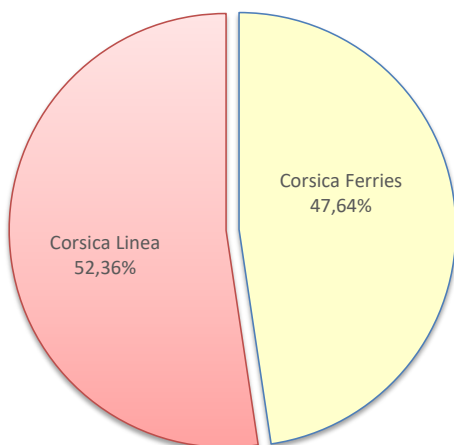
Lignes	Pax	Variation n-1
Marseille	254 695	26,21%
Nice	123	-99,37%
Toulon	82 343	-10,08%
Livourne	124 033	51,61%
Savone	0	-100,00%
Gênes	0	-
Piombino	135	-



**COMPAGNIES**  
REGULIERS NAT° ET INTERNAT°

Compagnies	Pax	Variation n-1
Corsica Ferries	83 721	59,49%
Corsica Linea	92 031	0,91%

Compagnies	Pax	Variation n-1
Corsica Ferries	206 634	3,58%
Corsica Linea	254 695	16,17%



# PORT DE COMMERCE DE BONIFACIO

mars 2021

## MARCHANDISES

Marchandises du 1er au 31 mars		
2020	2021	Variation
0	0	-
393	2 512	539,19%
<b>393</b>	<b>2 512</b>	<b>539,19%</b>

Cumul Marchandises depuis le 1er Janvier		
2020	2021	Variation
0	0	-
2 458	6 959	183,12%
<b>2 458</b>	<b>6 959</b>	<b>183,12%</b>

Régulier National	0	0	-
Régulier Internat°	393	2 512	539,19%
<b>TOTAL</b>	<b>393</b>	<b>2 512</b>	<b>539,19%</b>

Hydrocarbures	0	0	-
Ciment	0	0	-
<b>TOTAL</b>	<b>0</b>	<b>0</b>	<b>-</b>

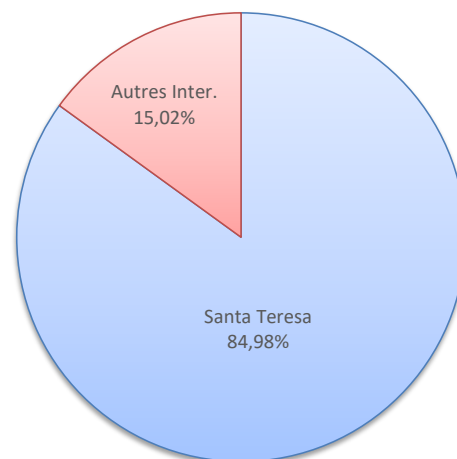
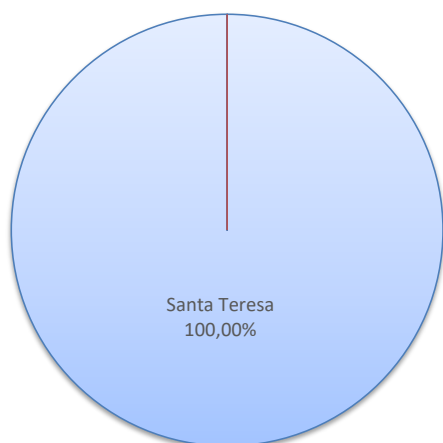
0	0	-
0	0	-
<b>0</b>	<b>0</b>	<b>-</b>

<b>TOTAL</b>	<b>393</b>	<b>2 512</b>	<b>539,19%</b>
--------------	------------	--------------	----------------

<b>2 458</b>	<b>6 959</b>	<b>183,12%</b>
--------------	--------------	----------------

Lignes	Pax	Variation n-1
Santa Teresa	2 512	539,19%
Autres Inter.	0	-

Lignes	Pax	Variation n-1
Santa Teresa	5 914	140,60%
Autres Inter.	1 045	-

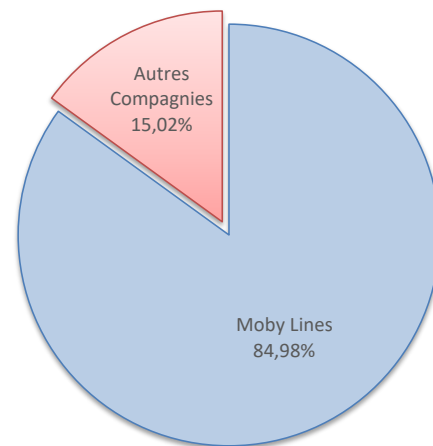
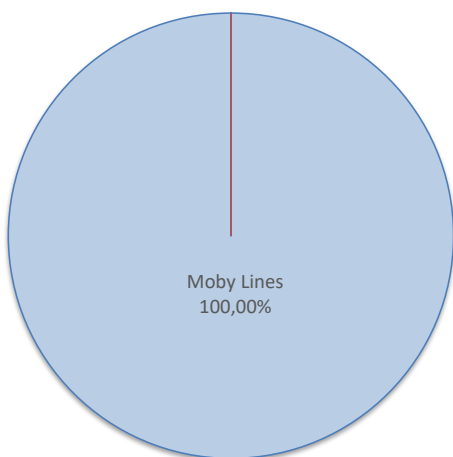


### LIGNES

REGULIERS NAT° ET INTERNAT°

Compagnies	Pax	Variation n-1
Moby Lines	2 512	539,19%
Autres Compagnies	0	-

Compagnies	Pax	Variation n-1
Moby Lines	5 914	140,60%
Autres Compagnies	1 045	-



### COMPAGNIES

REGULIERS NAT° ET INTERNAT°

MARCHANDISES

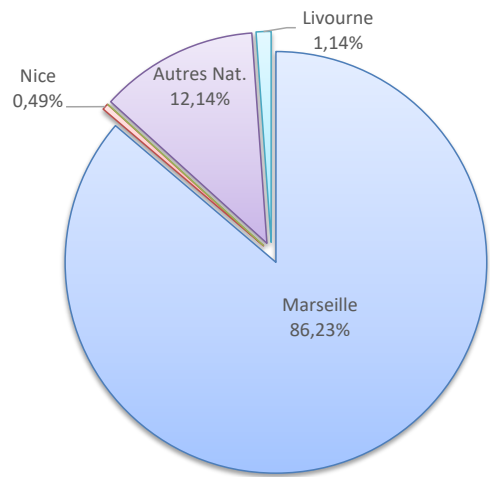
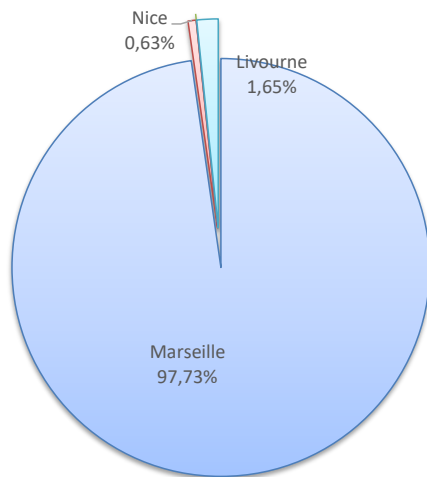
	Marchandises du 1er au 31 mars		
	2020	2021	Variation
Régulier National	5 608	13 212	135,59%
Régulier Internat°	0	221	-
<b>TOTAL</b>	<b>5 608</b>	<b>13 433</b>	<b>139,53%</b>
<b>dont MD</b>	<b>192</b>	<b>890</b>	<b>363,54%</b>
Croisières	0	0	-
Hydrocarbures	0	0	-
Ciment	2 262	2 488	9,99%
<b>TOTAL</b>	<b>2 262</b>	<b>2 488</b>	<b>9,99%</b>
<b>TOTAL</b>	<b>7 870</b>	<b>15 921</b>	<b>102,30%</b>

	Cumul Marchandises depuis le 1er Janvier		
	2020	2021	Variation
Régulier National	22 339	37 472	67,74%
Régulier Internat°	296	433	46,28%
<b>TOTAL</b>	<b>22 635</b>	<b>37 905</b>	<b>67,46%</b>
<b>dont MD</b>	<b>627</b>	<b>2472</b>	<b>294,26%</b>
Croisières	0	0	-
Hydrocarbures	0	0	-
Ciment	6 390	5 871	-8,12%
<b>TOTAL</b>	<b>6 390</b>	<b>5 871</b>	<b>-8,12%</b>
<b>TOTAL</b>	<b>29 025</b>	<b>43 776</b>	<b>50,82%</b>

LIGNES  
REGULIERS NAT° ET INTERNAT°

Lignes	Pax	Variation n-1
Marseille	13 128	140,53%
Nice	84	147,06%
Toulon	0	-
Autres Nat.	0	-
Livourne	221	-

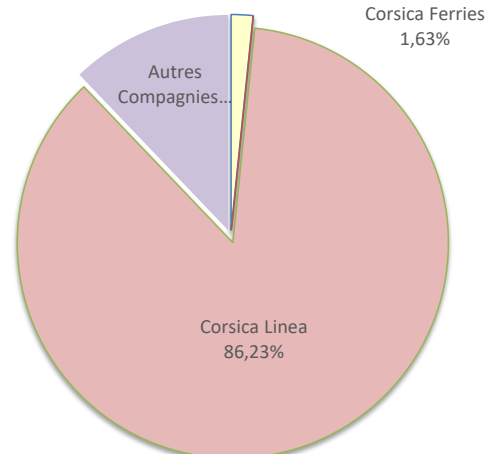
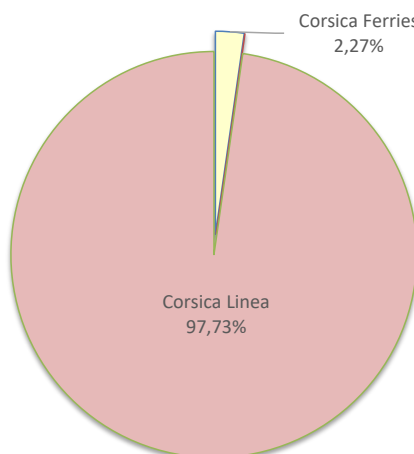
Lignes	Pax	Variation n-1
Marseille	32 686	69,80%
Nice	184	-93,08%
Toulon	0	-100,00%
Autres Nat.	4 602	3867,24%
Livourne	433	-



COMPAGNIES  
REGULIERS NAT° ET INTERNAT°

Compagnies	Pax	Variation n-1
Corsica Ferries	305	797,06%
La Méridionale	0	-
Corsica Linea	13 128	135,52%
Autres Compagnies	0	-

Compagnies	Pax	Variation n-1
Corsica Ferries	617	-49,51%
La Méridionale	0	-
Corsica Linea	32 686	52,65%
Autres Compagnies	4 602	-



MARCHANDISES

	Marchandises du 1er au 31 mars		
	2020	2021	Variation
Régulier National	14 123	22 183	57,07%
Régulier Internat°	356	0	-100,00%
<b>TOTAL</b>	<b>14 479</b>	<b>22 183</b>	<b>53,21%</b>

	Cumul Marchandises depuis le 1er Janvier		
	2020	2021	Variation
Régulier National	41 800	56 001	33,97%
Régulier Internat°	2 345	0	-100,00%
<b>TOTAL</b>	<b>44 145</b>	<b>56 001</b>	<b>26,86%</b>

	Marchandises du 1er au 31 mars		
	2020	2021	Variation
Hydrocarbures	0	0	-
Ciment	1 442	4 171	189,25%
<b>TOTAL</b>	<b>1 442</b>	<b>4 171</b>	<b>189,25%</b>

	Cumul Marchandises depuis le 1er Janvier		
	2020	2021	Variation
Hydrocarbures	0	0	-
Ciment	6 442	10 957	70,09%
<b>TOTAL</b>	<b>6 442</b>	<b>10 957</b>	<b>70,09%</b>

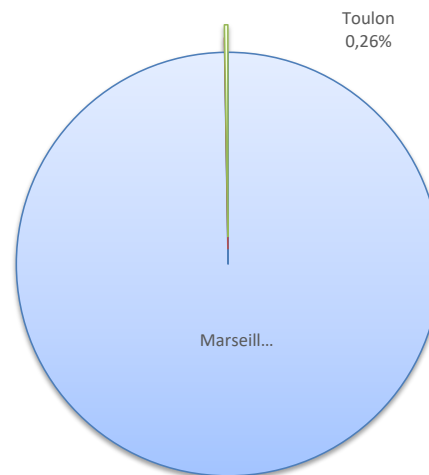
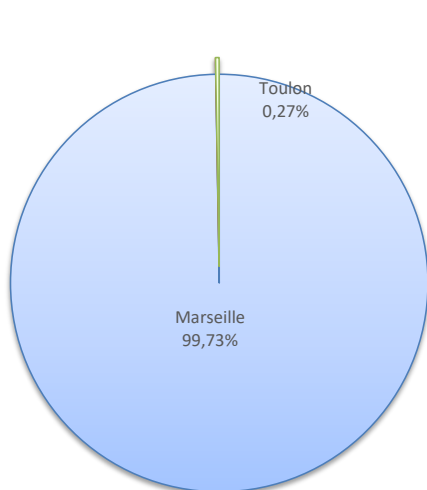
<b>TOTAL</b>			
	<b>15 921</b>	<b>26 354</b>	<b>65,53%</b>

<b>TOTAL</b>			
	<b>50 587</b>	<b>66 958</b>	<b>32,36%</b>

**LIGNES**  
REGULIERS NAT° ET INTERNAT°

Lignes	Pax	Variation n-1
Marseille	22 122	56,69%
Nice	0	-
Toulon	61	1120,00%

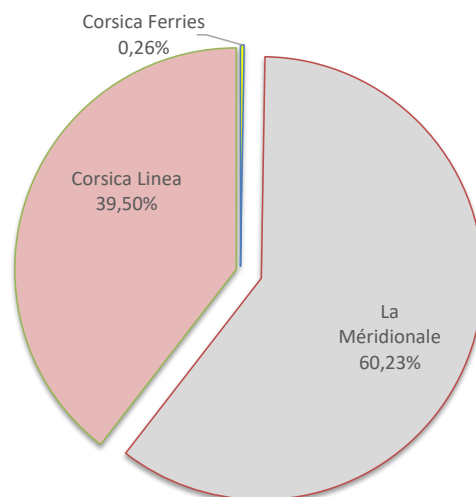
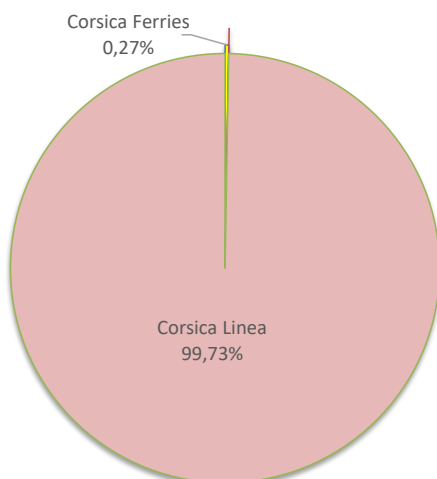
Lignes	Pax	Variation n-1
Marseille	55 854	33,86%
Nice	0	-100,00%
Toulon	147	137,10%



**COMPAGNIES**  
REGULIERS NAT° ET INTERNAT°

Compagnies	Pax	Variation n-1
Corsica Ferries	61	-83,10%
La Méridionale	0	-100,00%
Corsica Linea	22 122	-

Compagnies	Pax	Variation n-1
Corsica Ferries	147	-93,92%
La Méridionale	33 732	-8,65%
Corsica Linea	22 122	360,78%





# PORT DE COMMERCE DE PROPRIANO

mars 2021


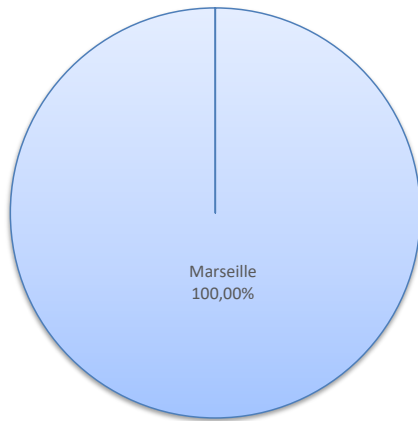
## MARCHANDISES

	Marchandises du 1er au 31 mars			Cumul Marchandises depuis le 1er Janvier		
	2020	2021	Variation	2020	2021	Variation
Régulier National	5 672	6 369	12,29%	13 460	16 127	19,81%
Régulier Internat°	0	0	-	765	0	-100,00%
<b>TOTAL</b>	<b>5 672</b>	<b>6 369</b>	<b>12,29%</b>	<b>14 225</b>	<b>16 127</b>	<b>13,37%</b>
Croisières	0	0	-	0	0	-
Hydrocarbures (Bitume)	0	0	-	0	0	-
Ciment	0	0	-	390	0	-100,00%
<b>TOTAL</b>	<b>0</b>	<b>0</b>	<b>-</b>	<b>390</b>	<b>0</b>	<b>-100,00%</b>
<b>TOTAL</b>	<b>5 672</b>	<b>6 369</b>	<b>12,29%</b>	<b>14 615</b>	<b>16 127</b>	<b>10,35%</b>

### LIGNES REGULIERS NAT° ET INTERNAT°

Lignes	Pax	Variation n-1
Marseille	6 369	12,29%

Lignes	Pax	Variation n-1
Marseille	16 127	19,81%



### COMPAGNIES REGULIERS NAT° ET INTERNAT°

Compagnies	Pax	Variation n-1
La Méridionale	4 909	-13,45%
Corsica Linea	1 460	-

Compagnies	Pax	Variation n-1
La Méridionale	14 667	3,11%
Corsica Linea	1 460	-

