

Ports de Commerce de Corse

Porti di Commerciù di Corsica

Mensuel

U Misincu

Trafic Passagers 2021

Trafficu di Passageri 2021

avr-21

PORTS DE COMMERCE DE CORSE

avril 2021

TRAFIC PASSAGERS GLOBAL

| TOTAL PORTS | Trafic passagers du 1er au 30 Avril | | | Cumul passagers depuis le 1er Janvier | | |
|------------------------|-------------------------------------|---------------|------------------|---------------------------------------|----------------|----------------|
| | 2020 | 2021 | Variation | 2020 | 2021 | Variation |
| Régulier National | 3 356 | 52 597 | 1467,25% | 183 866 | 201 835 | 9,77% |
| Régulier International | 418 | 7 613 | 1721,29% | 40 473 | 26 863 | -33,63% |
| TOTAL | 3 774 | 60 210 | 1495,39% | 224 339 | 228 698 | 1,94% |
| Croisières | 0 | 0 | - | 10 607 | 0 | -100,00% |
| TOTAL | 3 774 | 60 210 | 1495,39% | 234 946 | 228 698 | -2,66% |
| AJACCIO | Trafic passagers du 1er au 30 Avril | | | Cumul passagers depuis le 1er Janvier | | |
| | 2020 | 2021 | Variation | 2020 | 2021 | Variation |
| Régulier National | 632 | 17 474 | 2664,87% | 65 411 | 66 194 | 1,20% |
| Régulier International | 0 | 221 | - | 1 832 | 714 | -61,03% |
| TOTAL | 632 | 17 695 | 2699,84% | 67 243 | 66 908 | -0,50% |
| Croisières | 0 | 0 | - | 10 607 | 0 | -100,00% |
| TOTAL | 632 | 17 695 | 2699,84% | 77 850 | 66 908 | -14,06% |
| BASTIA | Trafic passagers du 1er au 30 Avril | | | Cumul passagers depuis le 1er Janvier | | |
| | 2020 | 2021 | Variation | 2020 | 2021 | Variation |
| Régulier National | 2 714 | 26 080 | 860,94% | 98 413 | 103 524 | 5,19% |
| Régulier International | 418 | 4 621 | 1005,50% | 27 605 | 16 775 | -39,23% |
| TOTAL | 3 132 | 30 701 | 880,24% | 126 018 | 120 299 | -4,54% |
| Croisières | 0 | 0 | - | 0 | 0 | - |
| TOTAL | 3 132 | 30 701 | 880,24% | 126 018 | 120 299 | -4,54% |
| BONIFACIO | Trafic passagers du 1er au 30 Avril | | | Cumul passagers depuis le 1er Janvier | | |
| | 2020 | 2021 | Variation | 2020 | 2021 | Variation |
| Régulier National | 0 | 0 | - | 0 | 0 | - |
| Régulier International | 0 | 2 771 | - | 9 902 | 9 260 | -6,48% |
| TOTAL | 0 | 2 771 | - | 9 902 | 9 260 | -6,48% |
| Croisières | 0 | 0 | - | 0 | 0 | - |
| TOTAL | 0 | 2 771 | - | 9 902 | 9 260 | -6,48% |
| L'ILE-ROUSSE | Trafic passagers du 1er au 30 Avril | | | Cumul passagers depuis le 1er Janvier | | |
| | 2020 | 2021 | Variation | 2020 | 2021 | Variation |
| Régulier National | 0 | 2 290 | - | 6 325 | 8 541 | 35,04% |
| Régulier International | 0 | 0 | - | 35 | 114 | 225,71% |
| TOTAL | 0 | 2 290 | - | 6 360 | 8 655 | 36,08% |
| Croisières | 0 | 0 | - | 0 | 0 | - |
| TOTAL | 0 | 2 290 | - | 6 360 | 8 655 | 36,08% |
| PORTO-VECCHIO | Trafic passagers du 1er au 30 Avril | | | Cumul passagers depuis le 1er Janvier | | |
| | 2020 | 2021 | Variation | 2020 | 2021 | Variation |
| Régulier National | 10 | 5 342 | 53320,00% | 9 180 | 17 233 | 87,72% |
| Régulier International | 0 | 0 | - | 942 | 0 | -100,00% |
| TOTAL | 10 | 5 342 | 53320,00% | 10 122 | 17 233 | 70,25% |
| Croisières | 0 | 0 | - | 0 | 0 | - |
| TOTAL | 10 | 5 342 | 53320,00% | 10 122 | 17 233 | 70,25% |
| PROPRIANO | Trafic passagers du 1er au 30 Avril | | | Cumul passagers depuis le 1er Janvier | | |
| | 2020 | 2021 | Variation | 2020 | 2021 | Variation |
| Régulier National | 0 | 1 411 | - | 4 537 | 6 343 | 39,81% |
| Régulier International | 0 | 0 | - | 157 | 0 | -100,00% |
| TOTAL | 0 | 1 411 | - | 4 694 | 6 343 | 35,13% |
| Croisières | 0 | 0 | - | 0 | 0 | - |
| TOTAL | 0 | 1 411 | - | 4 694 | 6 343 | 35,13% |

PORTS DE COMMERCE DE CORSE

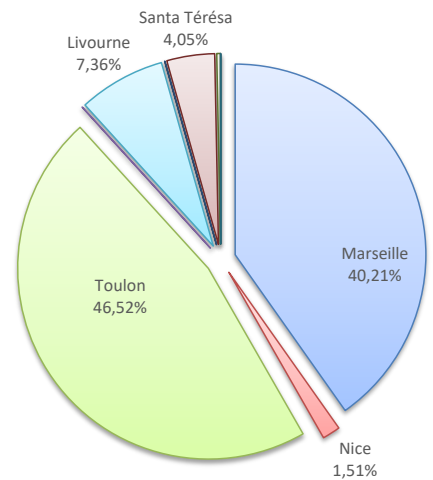
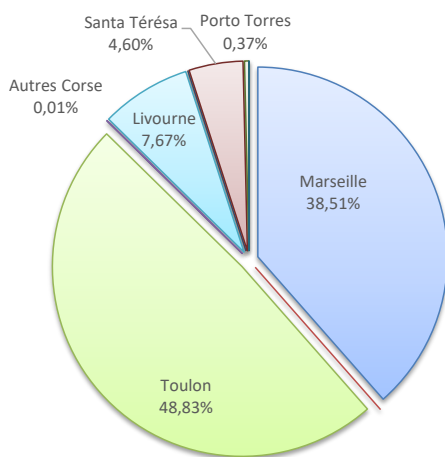
avril 2021

TRAFIC PASSAGERS

| | Trafic passagers du 1er au 30 Avril | | | Cumul passagers depuis le 1er Janvier | | |
|--------------------|-------------------------------------|---------------|-----------------|---------------------------------------|----------------|---------------|
| | 2020 | 2021 | Variation | 2020 | 2021 | Variation |
| Régulier National | 3 356 | 52 597 | 1467,25% | 183 866 | 201 835 | 9,77% |
| Régulier Internat° | 418 | 7 613 | 1721,29% | 40 473 | 26 863 | -33,63% |
| TOTAL | 3 774 | 60 210 | 1495,39% | 224 339 | 228 698 | 1,94% |
| Croisières | 0 | 0 | - | 10 607 | 0 | -100,00% |
| TOTAL | 3 774 | 60 210 | 1495,39% | 234 946 | 228 698 | -2,66% |

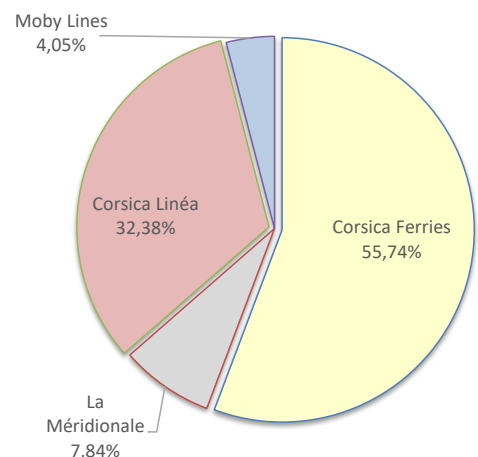
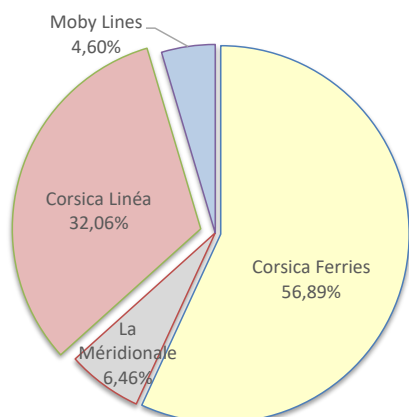
LIGNES

| Lignes | Pax | Variation n-1 | Lignes | Pax | Variation n-1 |
|--------------|--------|---------------|--------------|---------|---------------|
| Marseille | 23 188 | 5785,28% | Marseille | 91 968 | 47,10% |
| Nice | 0 | - | Nice | 3 464 | -77,74% |
| Toulon | 29 400 | 892,57% | Toulon | 106 394 | 0,58% |
| Autres Corse | 9 | - | Autres Corse | 9 | - |
| Livourne | 4 620 | 1005,26% | Livourne | 16 830 | -18,64% |
| Savone | 0 | - | Savone | 0 | -100,00% |
| Piombino | 0 | - | Piombino | 50 | - |
| Santa Térésa | 2 771 | - | Santa Térésa | 9 260 | -6,48% |
| Porto Torres | 220 | - | Porto Torres | 713 | -64,77% |
| La Spezia | 0 | - | La Spezia | 0 | -100,00% |
| Golfo Aranci | 2 | - | Golfo Aranci | 10 | -98,99% |



COMPAGNIES

| Compagnies | Pax | Variation n-1 | Compagnies | Pax | Variation n-1 |
|-----------------|--------|---------------|-----------------|---------|---------------|
| Corsica Ferries | 34 251 | 913,34% | Corsica Ferries | 127 470 | -13,45% |
| La Méridionale | 3 887 | 38770,00% | La Méridionale | 17 919 | 142,90% |
| Corsica Linéa | 19 301 | 4926,30% | Corsica Linéa | 74 049 | 24,04% |
| Moby Lines | 2 771 | - | Moby Lines | 9 260 | -7,34% |



PORTS DE COMMERCE DE CORSE

avril 2021

TRAFIC COMMERCIAL PASSAGERS PAR COMPAGNIE

MENSUEL

| National | Ajaccio | Bastia | Bonifacio | L'Ile-Rousse | Porto-Vecchio | Propriano | Total | Variation/V | Variation/% |
|--------------------------------|-----------------|-----------------|--------------|--------------|------------------|--------------|-----------------|---------------|-----------------|
| Corsica Ferries | 11 304 | 16 760 | 0 | 205 | 1 140 | 0 | 29 409 | 26 447 | 892,88% |
| La Méridionale | 2 476 | 0 | 0 | 0 | 0 | 1 411 | 3 887 | 3 877 | 38770,00% |
| Corsica Linéa | 3 694 | 9 320 | 0 | 2 085 | 4 202 | 0 | 19 301 | 18 917 | 4926,30% |
| Moby Lines | 0 | 0 | 0 | 0 | 0 | 0 | 0 | 0 | - |
| Ichnusa Lines | 0 | 0 | 0 | 0 | 0 | 0 | 0 | 0 | - |
| Blu Navy | 0 | 0 | 0 | 0 | 0 | 0 | 0 | 0 | - |
| NLG | 0 | 0 | 0 | 0 | 0 | 0 | 0 | 0 | - |
| Autres Compagnies | 0 | 0 | 0 | 0 | 0 | 0 | 0 | 0 | - |
| Total | 17 474 | 26 080 | 0 | 2 290 | 5 342 | 1 411 | 52 597 | 49 241 | 1467,25% |
| <i>Variation Volume /(n-1)</i> | <i>16 842</i> | <i>23 366</i> | <i>0</i> | <i>2 290</i> | <i>5 332</i> | <i>1 411</i> | <i>49 241</i> | | |
| <i>Variation % / (n-1)</i> | <i>2664,87%</i> | <i>860,94%</i> | <i>-</i> | <i>-</i> | <i>53320,00%</i> | <i>-</i> | <i>1467,25%</i> | | |
| International | Ajaccio | Bastia | Bonifacio | L'Ile-Rousse | Porto-Vecchio | Propriano | Total | Variation/V | Variation/% |
| Corsica Ferries | 221 | 4 621 | 0 | 0 | 0 | 0 | 4 842 | 4 424 | 1058,37% |
| La Méridionale | 0 | 0 | 0 | 0 | 0 | 0 | 0 | 0 | - |
| Corsica Linéa | 0 | 0 | 0 | 0 | 0 | 0 | 0 | 0 | - |
| Moby Lines | 0 | 0 | 2 771 | 0 | 0 | 0 | 2 771 | 2 771 | - |
| Ichnusa Lines | 0 | 0 | 0 | 0 | 0 | 0 | 0 | 0 | - |
| Blu Navy | 0 | 0 | 0 | 0 | 0 | 0 | 0 | 0 | - |
| NLG | 0 | 0 | 0 | 0 | 0 | 0 | 0 | 0 | - |
| Autres Compagnies | 0 | 0 | 0 | 0 | 0 | 0 | 0 | 0 | - |
| Total | 221 | 4 621 | 2 771 | 0 | 0 | 0 | 7 613 | 7 195 | 1721,29% |
| <i>Variation Volume /(n-1)</i> | <i>221</i> | <i>4 203</i> | <i>2 771</i> | <i>0</i> | <i>0</i> | <i>0</i> | <i>7 195</i> | | |
| <i>Variation % / (n-1)</i> | <i>-</i> | <i>1005,50%</i> | <i>-</i> | <i>-</i> | <i>-</i> | <i>-</i> | <i>1721,29%</i> | | |
| Total | Ajaccio | Bastia | Bonifacio | L'Ile-Rousse | Porto-Vecchio | Propriano | Total | Variation/V | Variation/% |
| Corsica Ferries | 11 525 | 21 381 | 0 | 205 | 1 140 | 0 | 34 251 | 30 871 | 913,34% |
| La Méridionale | 2 476 | 0 | 0 | 0 | 0 | 1 411 | 3 887 | 3 877 | 38770,00% |
| Corsica Linéa | 3 694 | 9 320 | 0 | 2 085 | 4 202 | 0 | 19 301 | 18 917 | 4926,30% |
| Moby Lines | 0 | 0 | 2 771 | 0 | 0 | 0 | 2 771 | 2 771 | - |
| Total | 17 695 | 30 701 | 2 771 | 2 290 | 5 342 | 1 411 | 60 210 | 56 436 | 1495,39% |
| <i>Variation Volume /(n-1)</i> | <i>17 063</i> | <i>27 569</i> | <i>2 771</i> | <i>2 290</i> | <i>5 332</i> | <i>1 411</i> | <i>56 436</i> | | |
| <i>Variation % / (n-1)</i> | <i>2699,84%</i> | <i>880,24%</i> | <i>-</i> | <i>-</i> | <i>53320,00%</i> | <i>-</i> | <i>1495,39%</i> | | |

Cumul depuis le 1er janvier

| National | Ajaccio | Bastia | Bonifacio | L'Ile-Rousse | Porto-Vecchio | Propriano | Total | Variation/V | Variation/% |
|--------------------------------|----------------|----------------|---------------|----------------|-----------------|-----------------|----------------|----------------|----------------|
| Corsica Ferries | 39 541 | 66 325 | 0 | 1 267 | 2 734 | 0 | 109 867 | -6 990 | -5,98% |
| La Méridionale | 4 868 | 0 | 0 | 0 | 6 996 | 6 055 | 17 919 | 10 608 | 145,10% |
| Corsica Linéa | 21 785 | 37 199 | 0 | 7 274 | 7 503 | 288 | 74 049 | 14 351 | 24,04% |
| Moby Lines | 0 | 0 | 0 | 0 | 0 | 0 | 0 | 0 | - |
| Ichnusa Lines | 0 | 0 | 0 | 0 | 0 | 0 | 0 | 0 | - |
| Blu Navy | 0 | 0 | 0 | 0 | 0 | 0 | 0 | 0 | - |
| NLG | 0 | 0 | 0 | 0 | 0 | 0 | 0 | 0 | - |
| Autres Compagnies | 0 | 0 | 0 | 0 | 0 | 0 | 0 | 0 | - |
| Total | 66 194 | 103 524 | 0 | 8 541 | 17 233 | 6 343 | 201 835 | 17 969 | 9,77% |
| <i>Variation Volume /(n-1)</i> | <i>783</i> | <i>5 111</i> | <i>0</i> | <i>2 216</i> | <i>8 053</i> | <i>1 806</i> | <i>17 969</i> | | |
| <i>Variation % / (n-1)</i> | <i>1,20%</i> | <i>5,19%</i> | <i>-</i> | <i>35,04%</i> | <i>87,72%</i> | <i>39,81%</i> | <i>9,77%</i> | | |
| International | Ajaccio | Bastia | Bonifacio | L'Ile-Rousse | Porto-Vecchio | Propriano | Total | Variation/V | Variation/% |
| Corsica Ferries | 714 | 16 775 | 0 | 114 | 0 | 0 | 17 603 | -12 811 | -42,12% |
| La Méridionale | 0 | 0 | 0 | 0 | 0 | 0 | 0 | -66 | -100,00% |
| Corsica Linéa | 0 | 0 | 0 | 0 | 0 | 0 | 0 | 0 | - |
| Moby Lines | 0 | 0 | 9 260 | 0 | 0 | 0 | 9 260 | -733 | -7,34% |
| Ichnusa Lines | 0 | 0 | 0 | 0 | 0 | 0 | 0 | 0 | - |
| Blu Navy | 0 | 0 | 0 | 0 | 0 | 0 | 0 | 0 | - |
| NLG | 0 | 0 | 0 | 0 | 0 | 0 | 0 | 0 | - |
| Autres Compagnies | 0 | 0 | 0 | 0 | 0 | 0 | 0 | 0 | - |
| Total | 714 | 16 775 | 9 260 | 114 | 0 | 0 | 26 863 | -13 610 | -33,63% |
| <i>Variation Volume /(n-1)</i> | <i>-1 118</i> | <i>-10 830</i> | <i>-642</i> | <i>79</i> | <i>-942</i> | <i>-157</i> | <i>-13 610</i> | | |
| <i>Variation % / (n-1)</i> | <i>-61,03%</i> | <i>-39,23%</i> | <i>-6,48%</i> | <i>225,71%</i> | <i>-100,00%</i> | <i>-100,00%</i> | <i>-33,63%</i> | | |
| Total | Ajaccio | Bastia | Bonifacio | L'Ile-Rousse | Porto-Vecchio | Propriano | Total | Variation/V | Variation/% |
| Corsica Ferries | 40 255 | 83 100 | 0 | 1 381 | 2 734 | 0 | 127 470 | -19 801 | -13,45% |
| La Méridionale | 4 868 | 0 | 0 | 0 | 6 996 | 6 055 | 17 919 | 10 542 | 142,90% |
| Corsica Linéa | 21 785 | 37 199 | 0 | 7 274 | 7 503 | 288 | 74 049 | 14 351 | 24,04% |
| Moby Lines | 0 | 0 | 9 260 | 0 | 0 | 0 | 9 260 | -733 | -7,34% |
| Ichnusa Lines | 0 | 0 | 0 | 0 | 0 | 0 | 0 | 0 | - |
| Blu Navy | 0 | 0 | 0 | 0 | 0 | 0 | 0 | 0 | - |
| NLG | 0 | 0 | 0 | 0 | 0 | 0 | 0 | 0 | - |
| Autres Compagnies | 0 | 0 | 0 | 0 | 0 | 0 | 0 | 0 | - |
| Total | 66 908 | 120 299 | 9 260 | 8 655 | 17 233 | 6 343 | 228 698 | 4 359 | 1,94% |
| <i>Variation Volume /(n-1)</i> | <i>-335</i> | <i>-5 719</i> | <i>-642</i> | <i>2 295</i> | <i>7 111</i> | <i>1 649</i> | <i>4 359</i> | | |
| <i>Variation % / (n-1)</i> | <i>-0,50%</i> | <i>-4,54%</i> | <i>-6,48%</i> | <i>36,08%</i> | <i>70,25%</i> | <i>35,13%</i> | <i>1,94%</i> | | |